

PFAFF



Pfaff
creative 2124

Pure embroidery pleasure!



That special extra something!
The spotlight is on embroidery. Luminous flowers on dark fabric. A real eye-catcher - embroidered with the Pfaff creative²¹²⁴. You'll find more breathtakingly beautiful flower designs on the optional creative smart card No. 320 "Folklore".



German Engineering!
Innovative design!



Insert the creative smart card, select your favorite design, and pure embroidery pleasure begins!

Do you like embroideries, sophisticated details, unique creations, and lots of sewing comfort?

Then you're going to love the Pfaff creative²¹²⁴


Welcome to the world of embroidery. Get ready to take the lead! Turn your ideas into reality. Fashions, accessories or home decorations – everything will be uniquely yours.

The Pfaff creative²¹²⁴ is the perfect embroidery and sewing machine combination. Its ease of use will free your creative energies – turning your ideas into reality will be a joy.

Change from one function to another with just a touch. Be enchanted by the large selection of beautiful embroideries – up to 225 x 140 mm (9" x 5 1/2") in size. Colorful, with unbelievable precision. In other words... typically Pfaff.

Take one look at the beautiful timeless design of the Pfaff creative²¹²⁴ and you'll understand the look of Pfaff: embroidery and sewing ease – innovative, elegant, and modern.

Get to know the Pfaff creative²¹²⁴ and begin your own personal journey of discovery. Start with an inspiring visit to your Pfaff dealer. We'll show you exactly what the creative²¹²⁴ can do and answer all of your questions. And, of course, you can also try out the Pfaff creative²¹²⁴ for yourself.



Pure embroidery pleasure!

Pfaff creative 2124

Embroidery – big, bold, and beautiful!

Flowers, borders, kids' motifs and comics, romantic or modern, quilt patterns, alphabets and monograms – on Pfaff's optional creative smart cards you'll find a large selection of colorful embroideries. Up to 225 x 140 mm (9" x 5 1/2") in size! There are designs for every style and every taste. Be inspired; set the trend. Design your own creative world.

You can start embroidering right away!

When you purchase your creative 2124 you get a creative smart card with designs and alphabets, as well as a quick embroidery packet containing fabric, stabilizer and thread!

With the Pfaff creative 2124 it couldn't be easier!

Just insert a creative smart card with your favorite designs, select one, and you're ready to go. The number of the design is shown in the illuminated window and the correct hoop size is recommended.

Easy positioning!

You can move the design in four directions and rotate it in 90 degree steps – all at the touch of a button. You can check the exact position of your design on the hooped fabric and adjust it. Several designs can be perfectly placed and embroidered next to one another.

Move through the entire design, stitch by stitch!

Perfect for fine positioning! You can move through the entire design, stitch by stitch, or color by color! This makes it possible to embroider only selected segments or colors of the design.

Many colors or only one?

The decision is yours! One touch is enough and your Pfaff creative 2124 will embroider any design in a single color, for a new, fascinating look. No stops for thread changes are needed!

Prevent fabric slippage: the basting function!

The basting function is ideal for many reasons. Use it to prevent knit fabrics from stretching and to fasten fabrics that you don't want to hoop. The basting function can also be used to secure small fabric pieces to hooped stabilizers or fabric.

Sensational!

Connect your creative 2124 to your computer!

Create your own designs on your computer and embroider them with the Pfaff creative 2124. Unlimited creativity with Pfaff's sensational creative software!

Choose from a large selection of software programs. Turn to the last page for more information.




Discover the underwater world! Fantastic fish as colorful embroideries - create children's fashions with your own personal touch! You'll find a large selection of fun designs for children on Pfaff's optional creative smart cards! The fish can be found on Pfaff's creative smart card No. 322, "Underwater World".

Create elegant borders quickly with the optional creative smart card No. 319 "Borders and Corners".



The buttons are your key to a diversity of embroidery functions on your creative 2124. You can move designs in four directions and rotate them in 90 degree steps at the push of a button. All options are right in front of you!



Create wonderful traditional hardanger embroidery with the optional creative smart card "Hardanger" No. 312.





Great performance
and sewing comfort

Pfaff
creative 2124

Clear view of all stitches, with presser foot recommendations in the lid of Pfaff creative 2124.



Quick and easy stitch selection! Information for each stitch is shown clearly in the illuminated window!



Set the table in a festive mood! Colorful embroidery on felt – with the Pfaff creative 2124 it's finished in no time at all and looks great. Give your imagination free rein – the result will be perfect. By the way, the design is from the optional creative smart card No. 316 "Madeira".



Convenient stitch selection, large illuminated window, recommended stitch settings!

Get ready for a high-performance sewing machine with many of the Pfaff stitches that you need for optimal results with any fabric. Easily select up to 52 stitches with the buttons. Stitch length and width are shown in the large, illuminated window! The recommended settings are set automatically for each stitch and can also be individually adjusted, if needed!

The Pfaff creative 2124 has them – the extra sewing functions!

Decide whether or not you want the needle to remain in the fabric after you stop sewing with the Needle Up/Down function. When sewing difficult seams, you can reduce sewing speed with the "Sew slow" function. You can also select the "Tie off" function at

any time to help you tie off a stitch. Mirror decorative stitches for a unique new look with the "Mirroring" function. And all at the touch of a button!

Perfect buttonholes!

Use linen or keyhole buttonholes, the Pfaff creative 2124 will make each buttonhole perfect every time you need it.

Enchanting details, also for regular sewing!

The Pfaff creative 2124 offers a wonderful selection of decorative stitches and they can be mirrored for increased variety. Enthusiasts of classic needlework and quilting will be delighted with the cross stitches and hem stitches, and also with the quilt stitches that have unique hand-stitched charm.

Some things are only available from Pfaff.



Absolutely even fabric feed from top and bottom!

Have you heard about Pfaff's unique IDT integrated dual feed? Millions of sewing enthusiasts swear by it. During sewing, the fabric is fed simultaneously from both the top and bottom. When working with fine fabrics or with several layers, absolutely nothing can slip (it's wonderful for quilting!). Patterns and plaids always match perfectly. Even long lengths of heavy fabrics (typical for home decorating projects!) can be sewn from beginning to end without slipping. Only Pfaff has this feature built right in to its sewing machines.

Patterns and plaids match exactly!



Fine fabrics or several layers? Absolutely no slipping!

Pfaff creative²¹²⁴

All features at a glance!

Enchanting embroidery with the Pfaff creative²¹²⁴

Embroideries for every taste!

Up to 225 x 140 mm (9" x 5 1/2") in size. Highest quality and perfect appearance – typically Pfaff!
Optional creative smart cards with many embroidery designs for every taste! A never-ending source of ideas. New designs are constantly being added. Visit your Pfaff dealer to see the latest selection, or go to www.pfaff.com.
Also available on the Internet: embroidery design downloads and Pfaff's sensational **webshop** – your online design shop!

Begin immediately! Many accessories included!

With the purchase of the creative²¹²⁴ you will receive: a creative smart card with designs and fonts, a tutorial CD ROM filled with wonderful inspiration, an illustrated instruction manual and a quick embroidery packet, containing fabric, stabilizer and thread.

Embroidery comfort at the touch of a button!

Insert the creative smart card, select your favorite design in the illuminated window, and the fun begins! Your Pfaff creative²¹²⁴ always recommends which hoop to use for every embroidery.

Easy positioning!

For perfect positioning, you can move your design in four directions and rotate it in 90 degree steps. To check the exact position of the embroidery on the fabric in the hoop, just push the "Orbiting" button – very practical when placing several designs exactly next to one another.

Move through the entire design, stitch by stitch

No matter where your creative²¹²⁴ is in the embroidery, you can use the "Stitch selection" button to move forward or backward, stitch by stitch, to embroider only part of your design.



Enchanting embroidery with Pfaff creative²¹²⁴!

Many colors or only one?

The decision is yours! One touch is enough and your Pfaff creative²¹²⁴ will embroider any design in a single color. No stops for thread changes are needed!

No fabric slippage during embroidery!

Use it to prevent knit fabrics from stretching and to fasten fabrics that you don't want to hoop. The basting function can also be used to secure small fabric pieces to hooped stabilizers or fabric.

Embroider different designs for variety!

Embroider designs from various creative smart cards or use them together with the decorative stitches available on the Pfaff creative²¹²⁴. You have endless possibilities.

And after embroidering...

just push "Pack position" to easily store the embroidery unit.

Optional embroidery accessories expand your creative possibilities!

Create your own designs on your computer

and embroider them with the Pfaff creative²¹²⁴. Pfaff's large selection of sensational creative software makes it possible. Store your newly created embroideries on your personal smart card with the **creative smart card station**. Find more information at www.pfaff.com.

A choice of embroidery hoops:

Perfect for smaller embroideries: the round hoop 120mm/80mm (4 3/4" / 3 1/4") and 80mm/80mm (3 1/4" / 3 1/4")



A never-ending source of ideas.

New designs are constantly being created. See the latest selection of optional creative smart cards at your Pfaff dealer and on www.pfaff.com.
On the Internet you can also find embroidery design downloads and Pfaff's sensational **webshop** – your online design shop!



Great feature: the integrated needle threader!
No more searching for the needle's eye. Just lay the thread in place, and you're ready to go.



Sew with the twin needle!
The window always shows when a twin needle can be used for a stitch. When sewing with two threads, use the included extra spool pin.



Practical: lots of room under the presser foot - ideal for sewing several layers!

Professional sewing with the Pfaff creative²¹²⁴

German Engineering! Innovative design!

Only from Pfaff:
IDT – absolutely even fabric feed from both top and bottom.

When working with fine fabrics or with several layers - nothing can slip! Plaids and prints always match perfectly. Perfect seams, even on long lengths of fabric.

Very versatile: Pfaff's stitch package!

The right stitch for every fabric and every sewing project:
Twenty-three professional utility stitches
Twelve satin stitches
Three quilt stitches with hand-sewn character
Ten decorative stitches for imaginative sewing
Two hem stitches for decorative hemming
Two cross stitches for traditional needlework

Comfortable stitch selection!

All the information for each stitch appears in the illuminated window. Recommended settings for each stitch, like length and width, are already set and can be adjusted if needed.

Sewing functions at the touch of a button!

"Tie off" function – ties off stitches at beginning and end of a seam.
"Needle Up/Down" function – the needle remains in the fabric when sewing stops.
"Sew slow" function – reduces the speed by half when sewing difficult seams.
"Mirroring" function – mirrors patterns horizontally.
"Permanent reverse" function – sews both utility and decorative stitches in reverse.

All **stitches**, with presser foot recommendation, are illustrated **in the lid** of the Pfaff creative²¹²⁴!

Professional buttonholes can be sewn without having to turn the fabric.

Sewing on buttons? No problem – with the button sewing program!

Ideal for darning and free motion embroidery or quilting – the **feed dogs** can be easily lowered **from the front of your** creative²¹²⁴.

Extra strong motor. **Consistently strong needle piercing power** when sewing slowly or when sewing several layers. Several layers of denim can easily be sewn together!

Only from Pfaff! **The ergonomic work area!** Lots of work space and an optimal view of your sewing project.

With integrated **needle threader!** Just lay the thread in place and you're ready to go!

For precise topstitching: **Many needle positions.** Sew an even distance from the edge without having to move the fabric. Ideal for attaching zippers.

Bobbin winding is easier than ever! You can wind the bobbin directly through the needle. Bobbin winding stops automatically as soon as the bobbin is full.

Optimal presser foot clearance!
Plenty of room for heavy fabrics or several layers.

Circular pieces, such as sleeves or trousers, are easy to sew, thanks to the **slender free arm.**

Practical thread cutter!
No more searching for the scissors!

Using a twin needle?

The window always shows when a twin needle can be used for a stitch. When sewing with two threads, use the included extra spool pin.

Start sewing right away!

The most important sewing accessories are included with the machine: standard presser foot, decorative stitch foot, blind stitch foot, hemmer, edge guide, buttonhole foot, bobbins, and more. And all accessories have their own individual compartments in the large swing-out accessory tray.

"Snap on" – the quick change system for presser feet and needle plate. Just snap them on and off.

Quick to put away: The hard cover protects from damage and dust. It has a practical side opening so that the cords can remain plugged in.



Professional sewing with Pfaff creative²¹²⁴!

Optional sewing accessories expand the possibilities!

There is a large selection of optional Pfaff presser feet for special effects, professional sewing results, and much more.

Quilting, appliqué, embellishing? You'll find all the accessories you need in Pfaff's TOOL BOXes and in "Start to Appliqué"!
Templates, special presser feet, patterns, instructions with many inspiring suggestions – with one of Pfaff's TOOL BOXes and/or "Start to Appliqué" you can immediately turn your ideas to reality. For example: QUILTER'S TOOL BOX, Decorative TOOL BOX, Start to Appliqué.

You'll find more information at your Pfaff dealer, in Pfaff's Accessory Catalogue, and at www.pfaff.com



Trendy, matching bracelets are easy to embroider. The optional creative smart card No. 313, "Modern" is filled with the latest designs. Use metallic thread to embroider on water-soluble stabilizer (available at your Pfaff dealer), wash away the stabilizer, and your own unique bracelet is finished.



Wow! How can you turn a denim jacket into a unique fashion statement? The Pfaff creative 2124 knows the answer! Start with the optional creative smart card No. 315 "Lace Medallion" and metallic thread. Use the Pfaff creative 2124 to embroider the filligree lace element on the denim jacket. The ornaments can be sewn with the fringe foot (optional accessory). That's how to create three-dimensional effects – and trendy fashion ideas!

Pfaff creative 2124

The stitch package at a glance

Utility Stitches	Description	Stitch uses
	Straight stitch	For seaming and topstitching. Many needle positions available for edge stitching or sewing in zippers.
	Stretch triple straight stitch	For reinforced seams such as those in trousers, underarm seams or decorative topstitching. With many needle positions.
	Zigzag stitch	For finishing seams on fabrics applique and inserting lace.
	Three-step zigzag stitch	Strong stitch for seam finishes, sewing elastic, darning tears and patches.
	Blind stitch	For securing hems invisibly on woven fabrics.
	Elastic blind stitch	For securing hems invisibly and finishing the edge on stretch fabrics.
	Closed overlock stitch	For joining and overcasting stretch fabrics in one operation. The closed seam prevents fabric edges from fraying.
	Bridging stitch	For bridging, decorative hem stitching and crazy quilting.
	Linen buttonhole	Buttonhole for blouses, shirts and linen.
	Basting stitch	For basting project pieces together.
	Quilt stitch	For topstitching quilt projects with a hand look stitch.
	Zigzag stitch, Right/left needle position	For appliqué, couching over cords and creating eyelets.
	Stemstitch wide	For decorative sewing such as flower stems and underlining letters.
	Foundation elastic stitch	For joining overlapped seams on bulky fabrics such as leather and terry cloth.
	Overlock stitch	For joining and overcasting stretch fabrics in one operation.
	Honeycomb stitch	Elastic, decorative stitch for ornamental hem finishing on stretch fabric, for decorative elastic application and sewing with elastic thread in the bobbin.
	Stretch triple zigzag stitch	Elastic stitch for decorative hems and topstitching.
	Cross hem stitch	Provides a highly elastic decorative seam for hems on sportswear and casual wear.
	Closed overlock stitch	For joining and overcasting stretch fabrics in one operation. The closed seam prevents fabric edges from fraying.
	Eyeletbuttonhole with lengthwise bartack	Professional tailor's buttonhole, for denim jackets and trousers. Or as a decorative effect for kitchen or shower curtains.
	Button sewing program	For applying two-hole or four-hole buttons.


Cross stitch joinable

To sew large cross stitch designs.




Utility stitches with decorative effects

Decorative stitch for embellishing any project. Decorative joining of overlapped seams.



Satin stitches

Dense decorative stitch. Use with speciality threads for beautiful designs.




Decorative stitches

For embellishing projects such as crafts, garments and home decorating.



Quilt stitches

For hand-look quilt applique or pinstitching. Use for topstitching and decorating quilting and sewing projects. For topstitching quilt projects with a hand-look stitch.



Hem stitches

For ornamental hem stitching. Can be used with a wing needle.



Sensational!

Connect your Pfaff creative 2124 to your computer and create your own embroidery designs!

Unlimited creativity with Pfaff's sensational creative software!
Choose from a large selection of software programs.
Scan your design into your computer and then turn it into a perfect embroidery.
Change, combine, and reconfigure existing designs. Create your own cross stitches.
Change surface textures. Turn computer fonts into embroidered alphabets and turn photos into unique embroideries. You can do all this, and more!

Find more information at www.pfaff.com or visit your Pfaff dealer.



Your authorized Pfaff dealer:

Have you heard about Pfaff's CREATIVE Magazine?

Creative sewing ideas, exclusive patterns, professional tips and tricks, and much more – all in Pfaff's CREATIVE Magazine! Just ask your Pfaff dealer.



Or visit our web site at

www.pfaff.com