

Model: SPK301
Thunder Portable Bluetooth Speaker



PLEASE READ THIS INFORMATION THOROUGHLY BEFORE USING THIS PRODUCT. IT CONTAINS IMPORTANT OPERATING INSTRUCTIONS FOR YOUR SPEAKER.

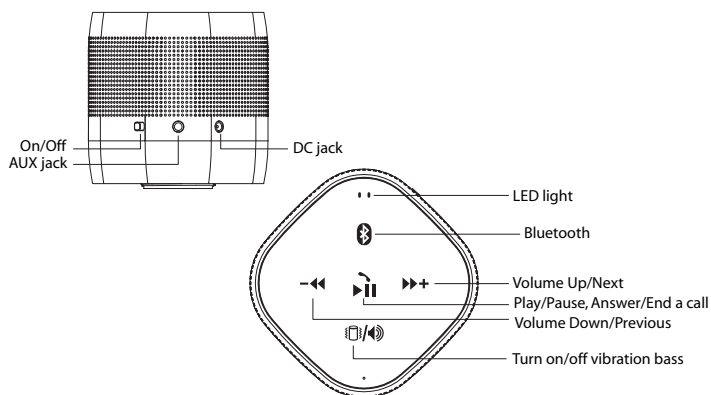
Owner's Manual

Thank you for purchasing the SPK301 Lenmar Thunder Portable Bluetooth Speaker. This speaker was designed for ultimate portability. Using this speaker can enhance your music by turning any flat, hard surface, such as a wooden desk or glass table, into a speaker. By utilizing the flat surface, you can amplify your music and the bass with the vibration speaker.

This speaker can be connected to any smartphone, tablet, laptop, music/multi-media player, or other portable device via Bluetooth or by audio cable (included).

Included in the package: SPK301 Lenmar Thunder Portable Bluetooth Speaker, AC Adapter, Audio Cable and User Manual.

Speaker Controls



Function Guide

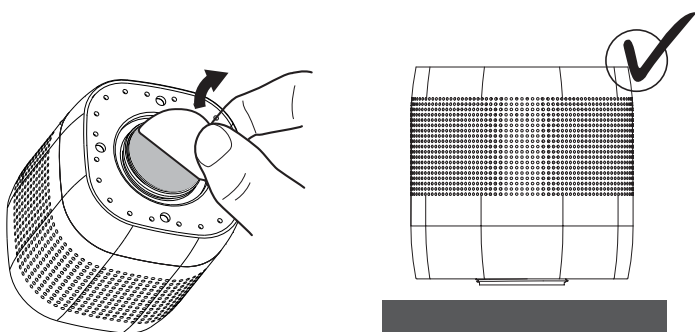
Button	Operation	Function
▶▶+	Long Press	Volume up
▶▶+	Short Press	Next song
-◀◀	Long Press	Volume down
-◀◀	Short Press	Previous song
▶	Short Press	Play/Pause, Answer/End a call
Bluetooth icon	Long Press	Turn on/off bluetooth
Vibration icon	Long Press	Turn on/off vibration bass

LED Light Indicator

	What you see	What it means
Green Light	Flash quickly	Ready to be paired
	Flash slowly	In the process of pairing
	Stay solid	Paired
Red Light	Flash quickly	In low battery
	Flash slowly	In the process of charging
	Stay solid	Fully charged

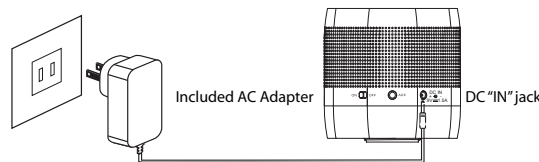
Before You Use Your Speaker

Remove the protective tape at the bottom of the device to reveal the rubber stand. Place the speaker on a flat, hard surface, such as a wooden desk or glass table.



Charging Your Speaker

Before initial use, charge your speaker battery completely with the included AC Adapter.



This speaker is powered by a built-in rechargeable lithium-polymer battery. Prior to initial use please charge the battery fully by plugging the included AC Adapter into the DC "IN" jack as shown in the picture above. Failure to use the included AC Adapter may result in damage to the battery and speaker.

The RED LED will blink as it starts to charge and become steady once charged. Approximate charge time is 4 hours.

Please refer to the *Precautions* section of the manual for more information on speaker care.

Setting up Bluetooth Connection

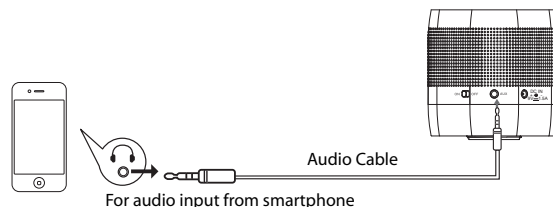
Switch the "ON/OFF" button to "ON" to turn on the speaker. You will hear a short beep followed by 2 longer beeps, indicating that your device is in Bluetooth pairing mode. Once your speaker is in Bluetooth pairing mode, turn on Bluetooth on your device.

The speaker will be labeled "Bluetooth" on the list of Bluetooth compatible devices. Select the "Bluetooth" option to pair the speaker to your device. Some smartphones/tablets require a passkey to connect with the speakers - If necessary, please use passkey or PIN# 0000 (4 zeros) to finish the pairing process. Your device will confirm when pairing is complete.

If you are unable to pair your device with the speaker, switch the speaker "OFF" and then "ON" to restart it. Please follow the directions from the beginning to pair your device with the speaker.

Connecting Directly to a Device

This speaker offers the option of connecting to a non-Bluetooth device with its included audio cable. Plug the audio input cable into the speaker and into the headphone jack of your non-Bluetooth device.



Using as a Speakerphone

You can use the speaker as a hands-free microphone and speaker. Touch the ▶|| to answer or end a phone call.

Precautions

Do not operate speaker near places with frequent static electricity or electrical noise. Do not store in an area that is damp, humid, wet, or near a magnetic field such as near credit cards or video screens. The speaker should remain in temperatures between 59°F and 77°F (or 15°C and 25°C).

Do not use solvents to clean the speaker. A soft cloth or damp chamois leather is best.

If there is a battery leak, discontinue use of the speaker immediately. You may contact Lenmar Enterprises, Inc. for more information about product warranties or repairs.

Please dispose of the speaker and/or batteries according to local regulations. We recommend that you recycle all batteries after use. Do not dispose as household waste. Do not dispose of in a hot or cold place or near exposure to fire as the battery may explode.

Please keep out of reach of children.

Specifications

- Amplifier Output Power: 15W
- S/N: >85dB
- Frequency Range: 40Hz-20 KHz
- Power supply: Rechargeable Lithium-Polymer battery or included AC Adapter (9 volt 1.5A)
- Audio source: iPhone, iPad, Smartphone, Notebook, MP3, MP4, etc.
- Function spec: Bluetooth v2.1, Microphone, Line-in
- Operating range: up to 10 meters
- Battery capacity: 900mAh, max 3.3Wh
- Battery charging current: 200mA
- Hands-free microphone and speaker
- Plays music for up to 6 hours on built-in battery
- Continuous playback for up to 7 hours depending on music style and use conditions
- Size: 74.5mm x 74.5mm x 85.0mm
- Included 1 ETL certified AC adapter

Limited 1 Year Warranty

Lenmar product is warranted to be free of defective parts and workmanship for stated period from the original date of purchase when sold through our website or our authorized retailers. Warranties are not transferable. The warranty excludes damage resulting from accident, misuse, modification, delay or loss of use, damage to equipment or by normal wear and tear.

ALL WARRANTY CLAIMS ARE PROCESSED ONLINE AT THE FOLLOWING LINK:
WWW.LENMAR.COM/WARRANTY

Warranty claims made after 60 days from the original date of purchase, will require a processing fee. Details will be included while completing the online warranty request. Payment can be made via credit card when completing the warranty form or a check can be included with the package when it is returned to Lenmar. Once the request is completed, you will be emailed with a confirmation WRA number and instructions on how to return the item for a warranty replacement.

Proposition 65 Notice (California)

The following statement is required in the state of California pursuant to the settlement of an action brought by the Mateel Environmental Justice Foundation against multiple electronics and appliance manufacturers

• WARNING: Handling the cord on this product will expose you to lead, a chemical known to the state of California to cause birth defects or other reproductive harm. Wash hands after handling.

For additional questions, comments, or to explore other Lenmar power solutions, visit our website at: www.lenmar.com or call 800.424.2703 from 9AM - 5PM PST.

