



US008483853B1

(12) **United States Patent**
Lambourne

(10) **Patent No.:** **US 8,483,853 B1**

(45) **Date of Patent:** **Jul. 9, 2013**

(54) **CONTROLLING AND MANIPULATING
GROUPINGS IN A MULTI-ZONE MEDIA
SYSTEM**

(75) Inventor: **Robert A. Lambourne**, Santa Barbara,
CA (US)

(73) Assignee: **Sonos, Inc.**, Santa Barbara, CA (US)

(*) Notice: Subject to any disclaimer, the term of this
patent is extended or adjusted under 35
U.S.C. 154(b) by 1443 days.

(21) Appl. No.: **11/853,790**

(22) Filed: **Sep. 11, 2007**

Related U.S. Application Data

(60) Provisional application No. 60/825,407, filed on Sep.
12, 2006.

(51) **Int. Cl.**
G06F 17/00 (2006.01)

(52) **U.S. Cl.**
USPC **700/94**; 381/56; 381/107; 381/120;
381/123; 715/716; 715/727; 715/734; 715/735;
709/217; 709/218; 709/220; 709/221; 709/230;
709/231

(58) **Field of Classification Search**
USPC 700/94
See application file for complete search history.

(56) **References Cited**

U.S. PATENT DOCUMENTS

7,218,708 B2 * 5/2007 Berezowski et al. 379/37
7,668,990 B2 * 2/2010 Krzyzanowski et al. 710/72
2002/0003548 A1 * 1/2002 Krusche et al. 345/736
2005/0289244 A1 * 12/2005 Sahu et al. 709/249
2007/0142022 A1 * 6/2007 Madonna et al. 455/352

FOREIGN PATENT DOCUMENTS

WO WO 2005013047 A2 * 2/2005

OTHER PUBLICATIONS

Yamaha DME 32 user manual: copyright 2000.*

* cited by examiner

Primary Examiner — Paul McCord

(74) *Attorney, Agent, or Firm* — Hanley, Flight and
Zimmerman, LLC

(57) **ABSTRACT**

In general, techniques of controlling a plurality of multimedia
players in groups are disclosed. According to one aspect of
the present invention, a mechanism is provided to allow a user
to group some of the players according to a theme or scene,
where each of the players is located in a zone. When the scene
is activated, the players in the scene react in a synchronized
manner. For example, the players in the scene are all caused to
play a multimedia source or music in a playlist, wherein the
multimedia source may be located anywhere on a network.

33 Claims, 10 Drawing Sheets

Zone Menu

Select the zones in this group

Bedroom

✓ Kitchen

Dining Room

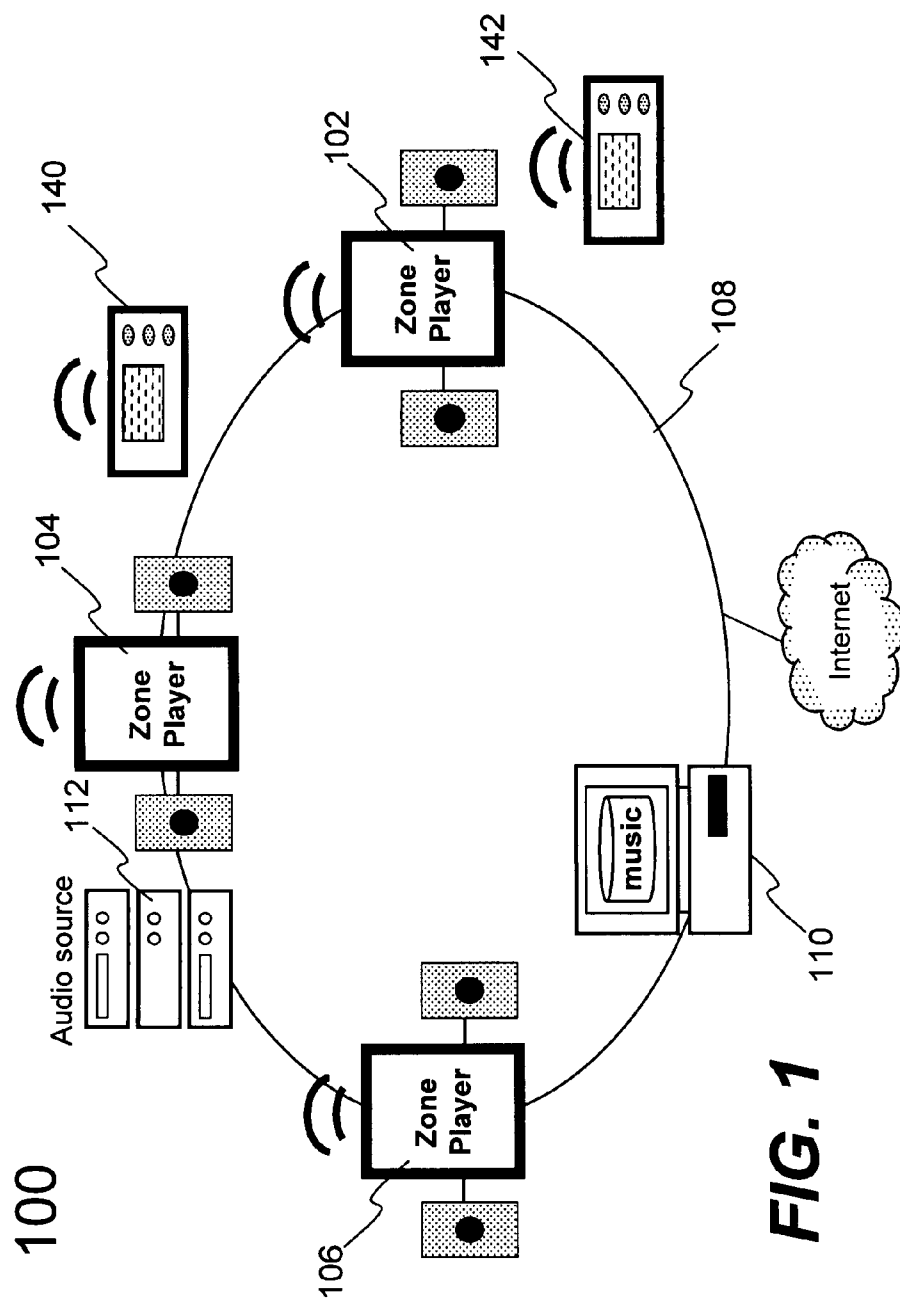
✓ Living Room

Office

✓ Patio

Check | Uncheck | Done

520



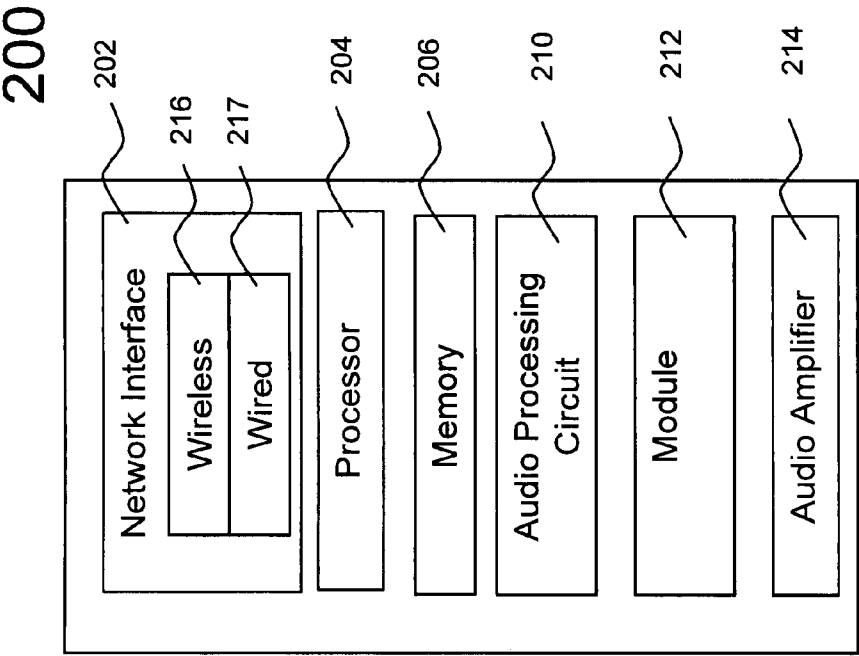


FIG. 2A

240

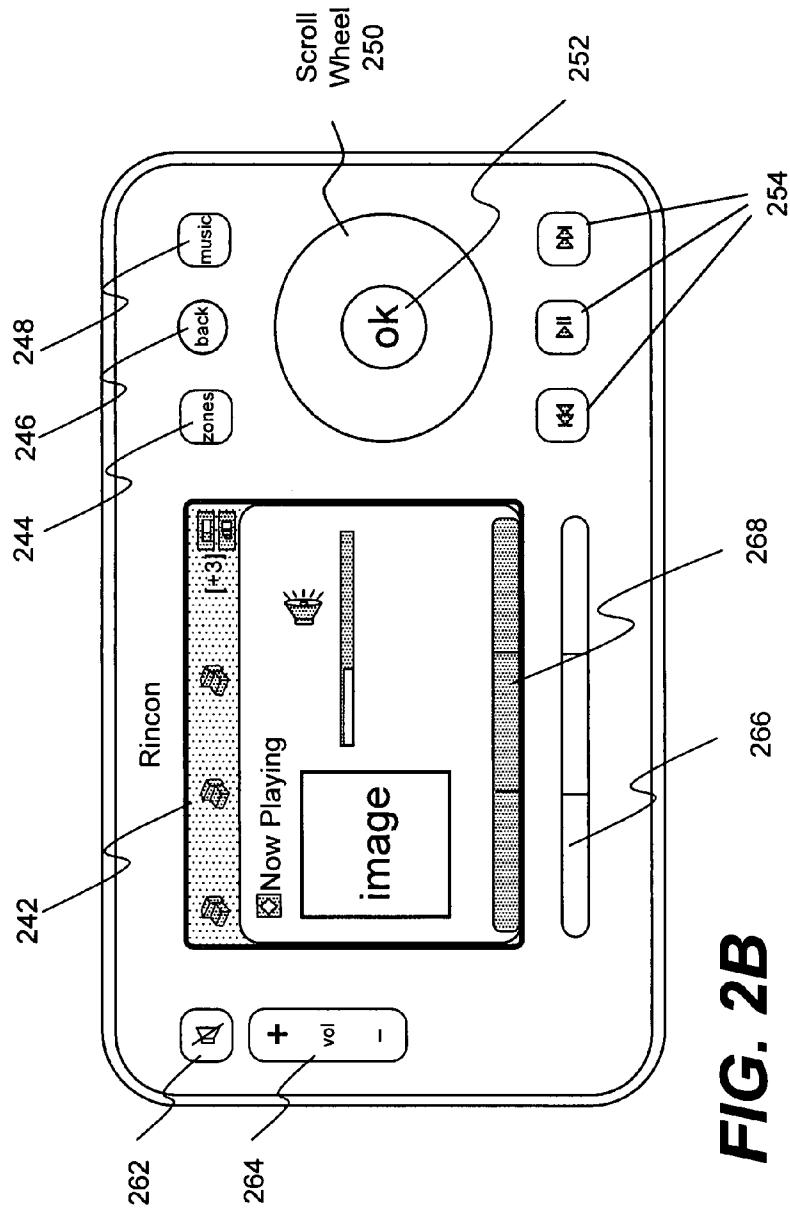


FIG. 2B

270

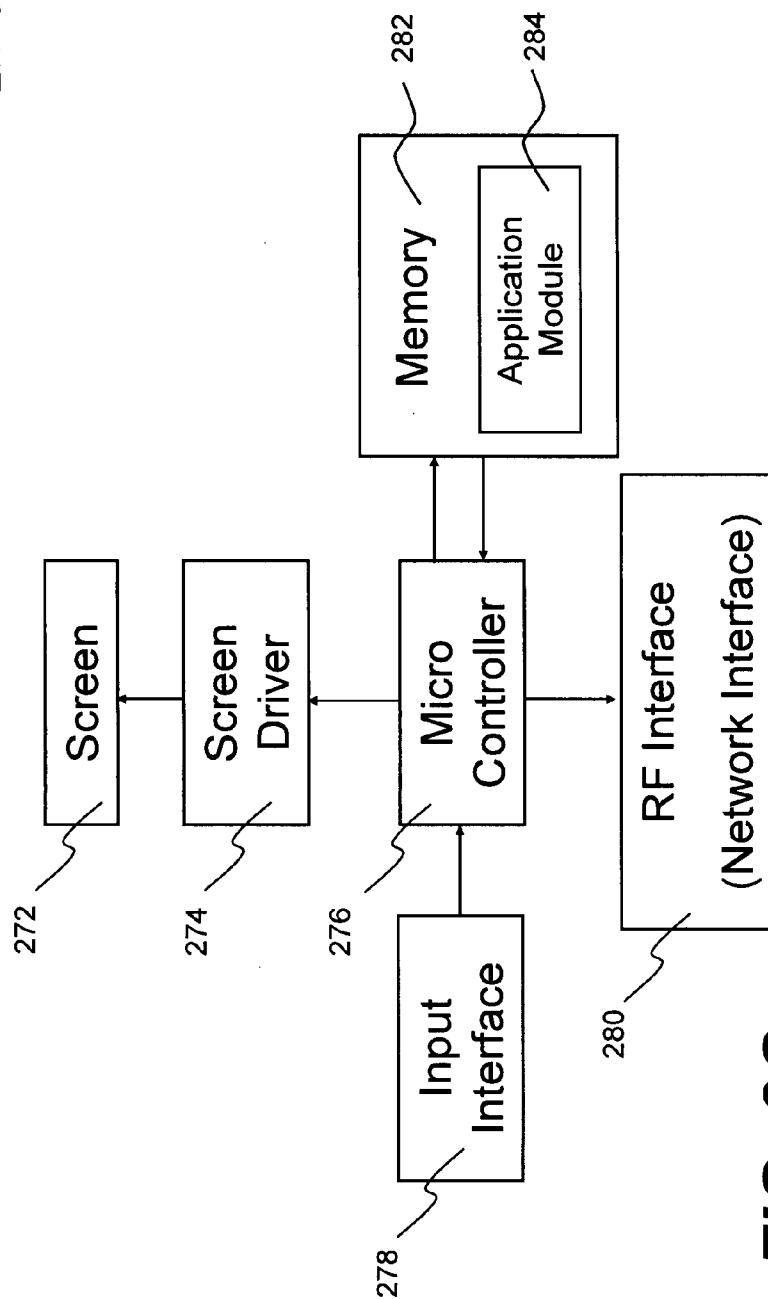


FIG. 2C

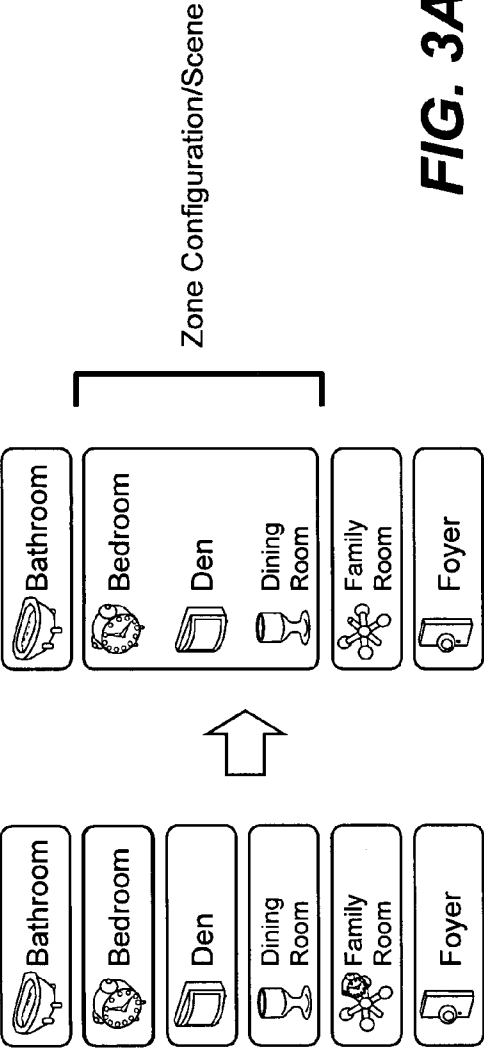


FIG. 3A

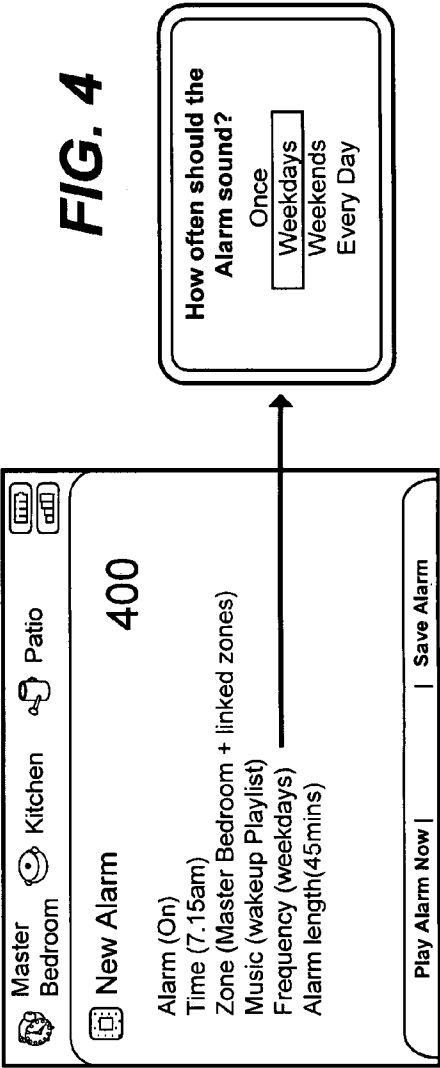


FIG. 4

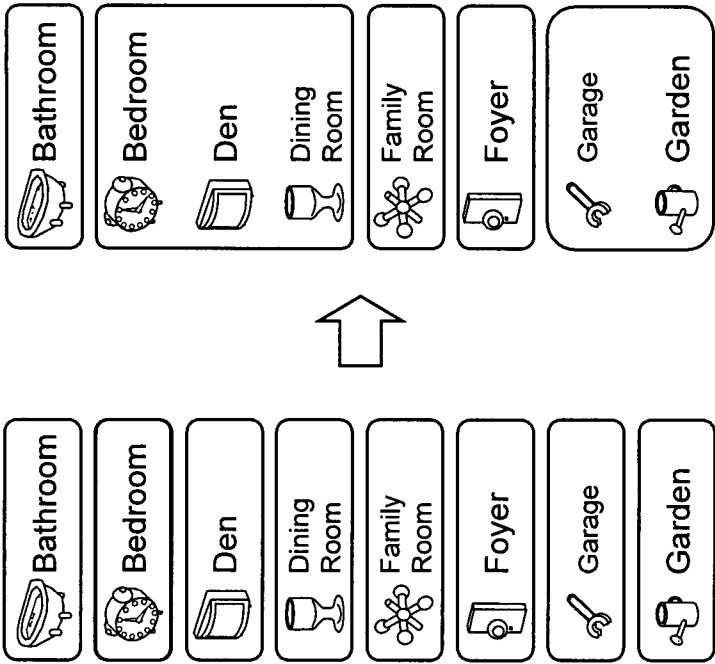


FIG. 3B

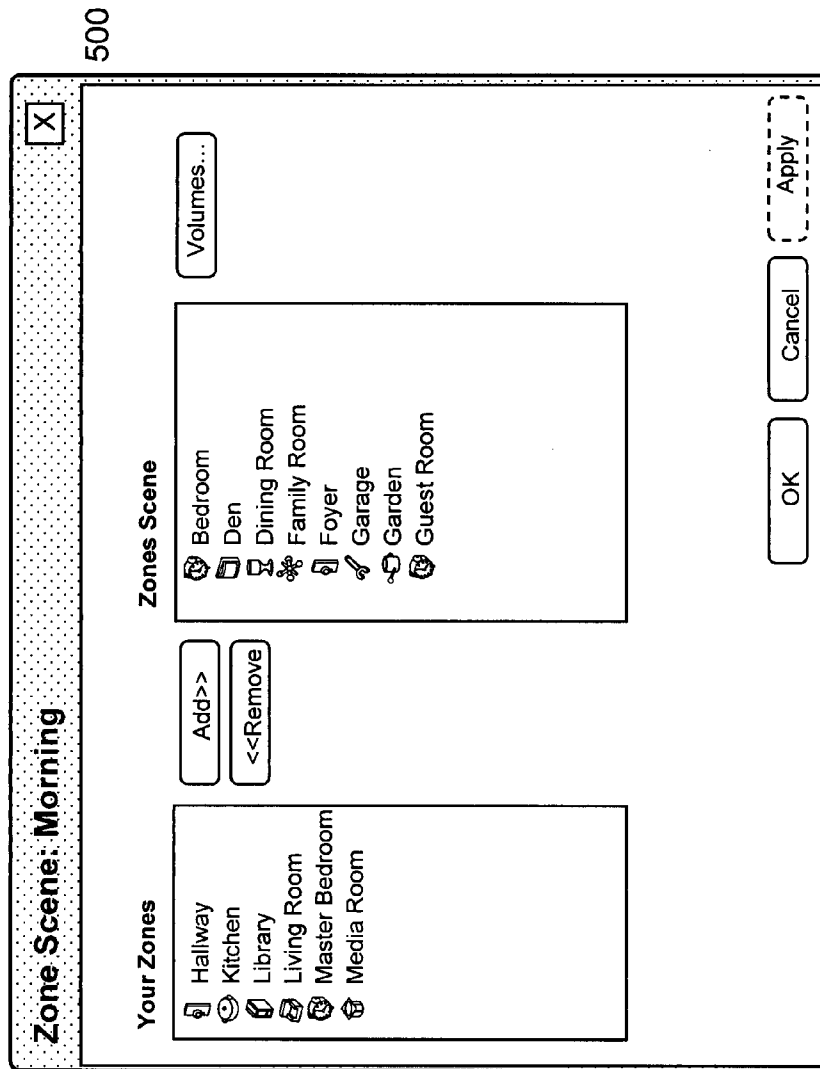


FIG. 5A

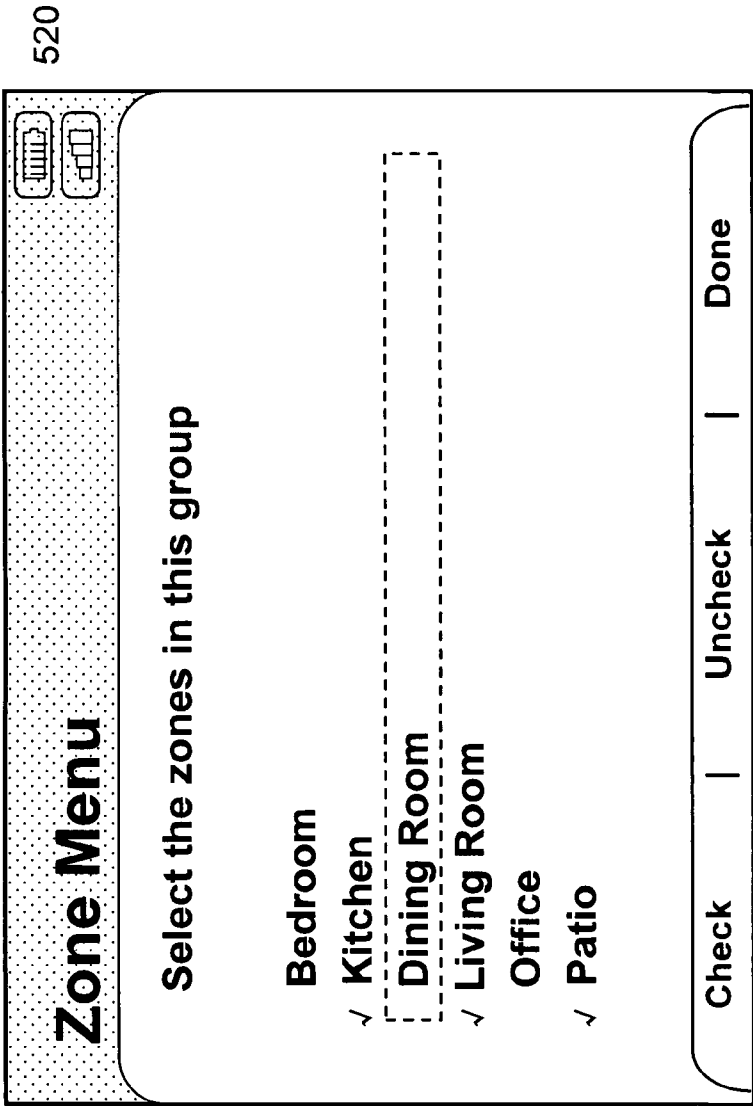


FIG. 5B

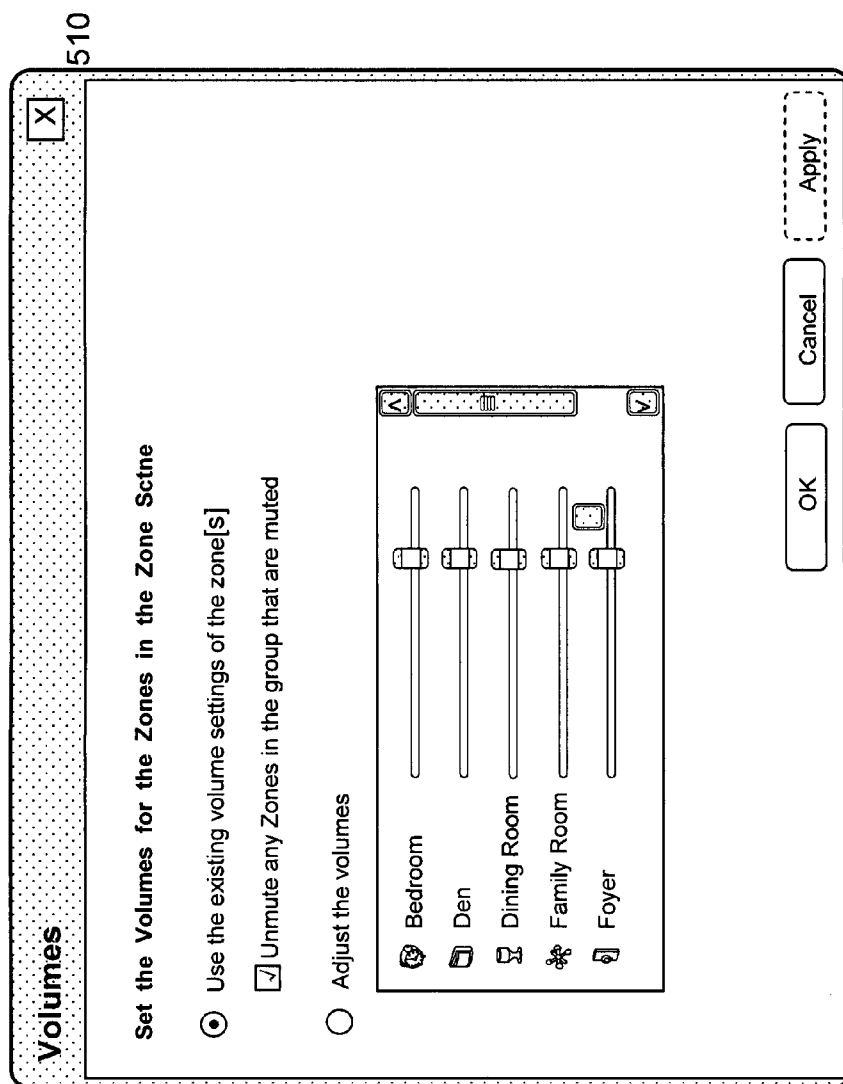
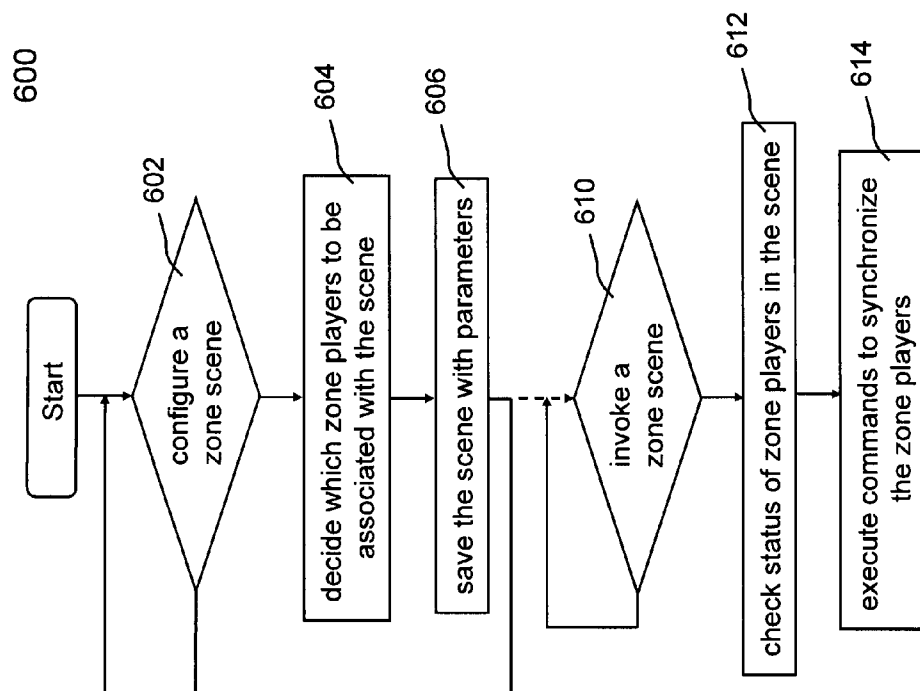


FIG. 5C

**FIG. 6**

1

CONTROLLING AND MANIPULATING GROUPINGS IN A MULTI-ZONE MEDIA SYSTEM

CROSS-REFERENCE TO RELATED APPLICATION

This application claims the benefits of the provisional application No. 60/825,407, entitled "Controlling and manipulating groupings in a multi-zone music or media system", filed Sep. 12, 2006, which is hereby incorporated by reference for all purposes.

BACKGROUND OF THE INVENTION

Field of the Invention

The invention is generally related to the area of consumer electronics and human-computer interaction. In particular, the invention is related to method and apparatus for controlling or manipulating a plurality of multimedia players in a multi-zone system.

An enduring passion for quality audio reproduction or system is continuing to drive demands from users. One of the demands includes an audio system in a house in which, for example, one could grill to classic rock on a patio while another one may cook up his/her own music selections in a kitchen. This is all at the same time while a teenager catches a ballgame in a family room, and another one blasts pop in a bedroom. And the best part of such audio system is that each family member does not need his or her own stereo system—one system gives everyone access to all the music sources.

Currently, one of the systems that can meet part of such demand is a conventional multi-zone audio system that usually includes a number of audio players. Each of the audio players has its own amplifier(s) and a set of speakers and typically installed in one place (e.g., a room). In order to play an audio source at one location, the audio source must be provided locally or from a centralized location. When the audio source is provided locally, the multi-zone audio system functions as a collection of many stereo systems, making source sharing difficult. When the audio source is provided centrally, the centralized location may include a juke box, many compact discs, an AM or FM radio, tapes, or others. To send an audio source to an audio player demanding such source, a cross-bar type of device is used to prevent the audio source from going to other audio players that may be playing other audio sources.

In order to achieve playing different audio sources in different audio players, the traditional multi-zone audio system is generally either hard-wired or controlled by a pre-configured and pre-programmed controller. While the pre-programmed configuration may be satisfactory in one situation, it may not be suitable for another situation. For example, a person would like to listen to broadcast news from his/her favorite radio station in a bedroom, a bathroom and a den while preparing to go to work in the morning. The same person may wish to listen in the den and the living room to music from a compact disc in the evening. In order to satisfy such requirements, two groups of audio players must be established. In the morning, the audio players in the bedroom, the bathroom and the den need to be grouped for the broadcast news. In the evening, the audio players in the den and the living room are grouped for the music. Over the weekend, the audio players in the den, the living room, and a kitchen are grouped for party music. Because the morning group, the evening group and the weekend group contain the den, it can

2

be difficult for the traditional system to accommodate the requirement of dynamically managing the ad hoc creation and deletion of groups.

There is a need for dynamic control of the audio players as a group. With a minimum manipulation, the audio players may be readily grouped. In a traditional multi-zone audio system, the audio players have to be adjusted one at a time, resulting in an inconvenient and non-homogenous audio environment. Further, there is a need to individually or systematically adjust the audio volume of the audio players.

SUMMARY OF THE INVENTION

This section is for the purpose of summarizing some aspects of the present invention and to briefly introduce some preferred embodiments. Simplifications or omissions in this section as well as in the abstract or the title of this description may be made to avoid obscuring the purpose of this section, the abstract and the title. Such simplifications or omissions are not intended to limit the scope of the present invention.

In general, the present invention pertains to controlling a plurality of multimedia players, or simply players, in groups. According to one aspect of the present invention, a mechanism is provided to allow a user to group some of the players according to a theme or scene, where each of the players is located in a zone. When the scene is activated, the players in the scene react in a synchronized manner. For example, the players in the scene are all caused to play an audio source or music in a playlist, wherein the audio source may be located anywhere on a network.

According to another aspect of the present invention, the scene may be activated at any time or a specific time. A user may activate the scene at any time so that only some selected zones in an entertainment system facilitate a playback of an audio source. When the scene is activated at a specific time, the scene may be used as an alarm or buzzer.

According to still another aspect of the present invention, a controlling device (also referred to herein as controller) is provided to facilitate a user to select any of the players in the system to form respective groups each of which is set up per a scene. Although various scenes may be saved in any of the members in a group, commands are preferably sent from the controller to the rest of the members when one of the scenes is executed. Depending on implementation, the commands include parameters pertaining to identifiers of the players, volumes settings, audio source and etc.

According to yet another aspect of the present invention, a configurable module is implemented in the controlling device that provides interactive graphic user interface for forming, managing and controlling groups in the system, de-grouping a group or adjusting audio volume of individual players or a group of players.

The present invention may be implemented in many forms including software, hardware or a combination of both. According to one embodiment, the present invention is directed to a method for groupings in a multi-zone media system, the method comprises providing a mechanism to allow a user to determine which players in the system to be associated with a theme representing a group; and configuring the theme with parameters pertaining to the players, wherein the theme is activated at anytime or a specific time so that the players react in a synchronized manner. The players in a scene are synchronized to play a multimedia file when the scene is activated.

According to another embodiment, the present invention is directed to an entertainment system for grouping players, the system comprises: a plurality of players, each located in one

3

zone; and a controller providing a mechanism to allow a user to select which of the players to be associated with a theme representing a group; and configure the theme with parameters pertaining to the selected players, wherein the theme is activated at anytime or a specific time so that the selected players react in a synchronized manner. As a result, the selected players are synchronized to play a multimedia that is in a digital format and retrieved from a source over a network.

One of the objects, features, and advantages of the present invention is to remotely control a plurality of multimedia players in a multi-zone system, playing and controlling the audio source synchronously if the players are grouped together, or playing and controlling the audio source individually if the players are disassociated with each other.

Other objects, features, and advantages of the present invention will become apparent upon examining the following detailed description of an embodiment thereof, taken in conjunction with the attached drawings.

BRIEF DESCRIPTION OF THE DRAWINGS

These and other features, aspects, and advantages of the present invention will become better understood with regard to the following description, appended claims, and accompanying drawings where:

FIG. 1 shows an exemplary configuration in which the present invention may be practiced;

FIG. 2A shows an exemplary functional block diagram of a player in accordance with the present invention;

FIG. 2B shows an example of a controller that may be used to remotely control one of more players of FIG. 2A;

FIG. 2C shows an exemplary internal functional block diagram of a controller in accordance with one embodiment of the present invention;

FIG. 3A provides an illustration of one zone scene, where the left column shows the starting zone grouping—all zones are separate, the column on the right shows the effects of grouping the zones to make a group of 3 zones named after “Morning”;

FIG. 3B shows that a user defines multiple groups to be gathered at the same time;

FIG. 4 shows an exemplary user interface that may be displayed on a controller or a computer of FIG. 1;

FIG. 5A shows a user interface to allow a user to form a scene;

FIG. 5B shows another user interface 520 to allow a user to form a scene;

FIG. 5C shows a user interface to allow a user to adjust a volume level of the zone players in a zone scene individually or collectively; and

FIG. 6 shows a flowchart or process of providing a player theme or a zone scene for a plurality of players, where one or more of the players are placed in a zone.

DETAILED DESCRIPTION OF THE PREFERRED EMBODIMENTS

The detailed description of the invention is presented largely in terms of procedures in terms of procedures, steps, logic blocks, processing, and other symbolic representations that directly or indirectly resemble the operations of data processing devices coupled to networks. These process descriptions and representations are typically used by those skilled in the art to most effectively convey the substance of their work to others skilled in the art. Numerous specific details are set forth in order to provide a thorough understanding of the present invention. However, it will become obvious

4

to those skilled in the art that the present invention may be practiced without these specific details. In other instances, well known methods, procedures, components, and circuitry have not been described in detail to avoid unnecessarily obscuring aspects of the present invention.

Reference herein to “one embodiment” or “an embodiment” means that a particular feature, structure, or characteristic described in connection with the embodiment can be included in at least one embodiment of the invention. The appearances of the phrase “in one embodiment” in various places in the specification are not necessarily all referring to the same embodiment, nor are separate or alternative embodiments mutually exclusive of other embodiments. Further, the order of blocks in process flowcharts or diagrams representing one or more embodiments of the invention do not inherently indicate any particular order nor imply any limitations in the invention.

Referring now to the drawings, in which like numerals refer to like parts throughout the several views. FIG. 1 shows an exemplary configuration 100 in which the present invention may be practiced. The configuration may represent, but not be limited to, a part of a residential home, a business building or a complex with multiple zones. There are a number of multimedia players of which three examples 102, 104 and 106 are shown as audio devices. Each of the audio devices may be installed or provided in one particular area or zone and hence referred to as a zone player herein.

As used herein, unless explicitly stated otherwise, an audio source or audio sources are in digital format and can be transported or streamed over a data network. To facilitate the understanding of the present invention, it is assumed that the configuration 100 represents a home. Thus, the zone player 102 and 104 may be located in two of the bedrooms respectively while the zone player 106 may be installed in a living room. All of the zone players 102, 104 and 106 are coupled directly or indirectly to a data network 108. In addition, a computing device 110 is shown to be coupled on the network 108. In reality, any other devices such as a home gateway device, a storage device, or an MP3 player may be coupled to the network 108 as well.

The network 108 may be a wired network, a wireless network or a combination of both. In one example, all devices including the zone players 102, 104 and 106 are coupled to the network 108 by wireless means based on an industry standard such as IEEE 802.11. In yet another example, all devices including the zone players 102, 104 and 106 are part of a local area network that communicates with a wide area network (e.g., the Internet).

Many devices on the network 108 are configured to download and store audio sources. For example, the computing device 110 can download audio sources from the Internet and store the downloaded sources locally for sharing with other devices on the Internet or the network 108. The computing device 110 or any of the zone players can also be configured to receive streaming audio. Shown as a stereo system, the device 112 is configured to receive an analog audio source (e.g., from broadcasting) or retrieve a digital audio source (e.g., from a compact disk). The analog audio sources can be converted to digital audio sources. In accordance with the present invention, the audio source may be shared among the devices on the network 108.

Two or more zone players may be grouped together to form a new zone group. Any combinations of zone players and an existing zone group may be grouped together. In one instance, a new zone group is formed by adding one zone player to another zone player or an existing zone group.

5

Referring now to FIG. 2A, there is shown an exemplary functional block diagram of a zone player 200 in accordance with the present invention. The zone player 200 includes a network interface 202, a processor 204, a memory 206, an audio processing circuit 210, a module 212, and optionally, an audio amplifier 214 that may be internal or external. The network interface 202 facilitates a data flow between a data network (i.e., the data network 108 of FIG. 1) and the zone player 200 and typically executes a special set of rules (i.e., a protocol) to send data back and forth. One of the common protocols used in the Internet is TCP/IP (Transmission Control Protocol/Internet Protocol). In general, a network interface manages the assembling of an audio source or file into smaller packets that are transmitted over the data network or reassembles received packets into the original source or file. In addition, the network interface 202 handles the address part of each packet so that it gets to the right destination or intercepts packets destined for the zone player 200.

The network interface 202 may include one or both of a wireless interface 216 and a wired interface 217. The wireless interface 216, also referred to as a RF interface, provides network interface functions by a wireless means for the zone player 200 to communicate with other devices in accordance with a communication protocol (such as the wireless standard IEEE 802.11a, 802.11b or 802.11g). The wired interface 217 provides network interface functions by a wired means (e.g., an Ethernet cable). In one embodiment, a zone player includes both of the interfaces 216 and 217, and other zone players include only a RF or wired interface. Thus these other zone players communicate with other devices on a network or retrieve audio sources via the zone player. The processor 204 is configured to control the operation of other parts in the zone player 200. The memory 206 may be loaded with one or more software modules that can be executed by the processor 204 to achieve desired tasks. According to one aspect of the present invention, a software module implementing one embodiment of the present invention is executed, the processor 204 operates in accordance with the software module in reference to a saved zone group configuration characterizing a zone group created by a user, the zone player 200 is caused to retrieve an audio source from another zone player or a device on the network.

According to one embodiment of the present invention, the memory 206 is used to save one or more saved zone configuration files that may be retrieved for modification at any time. Typically, a saved zone group configuration file is transmitted to a controller (e.g., the controlling device 140 or 142 of FIG. 1, a computer, a portable device, or a TV) when a user operates the controlling device. The zone group configuration provides an interactive user interface so that various manipulations or control of the zone players may be performed.

The audio processing circuit 210 resembles most of the circuitry in an audio playback device and includes one or more digital-to-analog converters (DAC), an audio preprocessing part, an audio enhancement part or a digital signal processor and others. In operation, when an audio source is retrieved via the network interface 202, the audio source is processed in the audio processing circuit 210 to produce analog audio signals. The processed analog audio signals are then provided to the audio amplifier 214 for playback on speakers. In addition, the audio processing circuit 210 may include necessary circuitry to process analog signals as inputs to produce digital signals for sharing with other devices on a network.

Depending on an exact implementation, the module 212 may be implemented as a combination of hardware and software. In one embodiment, the module 212 is used to save a

6

scene. The audio amplifier 214 is typically an analog circuit that powers the provided analog audio signals to drive one or more speakers.

Referring now to FIG. 2B, there is shown an exemplary controller 240, which may correspond to the controlling device 140 or 142 of FIG. 1. The controller 240 may be used to facilitate the control of multi-media applications, automation and others in a complex. In particular, the controller 240 is configured to facilitate a selection of a plurality of audio sources available on the network, controlling operations of one or more zone players (e.g., the zone player 200) through a RF interface corresponding to the RF interface 216 of FIG. 2A. According to one embodiment, the wireless means is based on an industry standard (e.g., infrared, radio, wireless standard IEEE 802.11a, 802.11b or 802.11g). When a particular audio source is being played in the zone player 200, a picture, if there is any, associated with the audio source may be transmitted from the zone player 200 to the controller 240 for display. In one embodiment, the controller 240 is used to synchronize more than one zone players by grouping the zone players in a group. In another embodiment, the controller 240 is used to control the volume of each of the zone players in a zone group individually or together.

The user interface for the controller 240 includes a screen 242 (e.g., a LCD screen) and a set of functional buttons as follows: a "zones" button 244, a "back" button 246, a "music" button 248, a scroll wheel 250, "ok" button 252, a set of transport control buttons 254, a mute button 262, a volume up/down button 264, a set of soft buttons 266 corresponding to the labels 268 displayed on the screen 242.

The screen 242 displays various screen menus in response to a user's selection. In one embodiment, the "zones" button 244 activates a zone management screen or "Zone Menu", which is described in more details below. The "back" button 246 may lead to different actions depending on the current screen. In one embodiment, the "back" button triggers the current screen display to go back to a previous one. In another embodiment, the "back" button negates the user's erroneous selection. The "music" button 248 activates a music menu, which allows the selection of an audio source (e.g., a song) to be added to a zone player's music queue for playback.

The scroll wheel 250 is used for selecting an item within a list, whenever a list is presented on the screen 242. When the items in the list are too many to be accommodated in one screen display, a scroll indicator such as a scroll bar or a scroll arrow is displayed beside the list. When the scroll indicator is displayed, a user may rotate the scroll wheel 250 to either choose a displayed item or display a hidden item in the list. The "ok" button 252 is used to confirm the user selection on the screen 242.

There are three transport buttons 254, which are used to control the effect of the currently playing song. For example, the functions of the transport buttons may include play/pause and forward/rewind a song, move forward to a next song track, or move backward to a previous track. According to one embodiment, pressing one of the volume control buttons such as the mute button 262 or the volume up/down button 264 activates a volume panel. In addition, there are three soft buttons 266 that can be activated in accordance with the labels 268 on the screen 242. It can be understood that, in a multi-zone system, there may be multiple audio sources being played respectively in more than one zone players. The music transport functions described herein shall apply selectively to one of the sources when a corresponding one of the zone players or zone groups is selected.

FIG. 2C illustrates an internal functional block diagram of an exemplary controller 270, which may correspond to the

controller 240 of FIG. 2B. The screen 272 on the controller 270 may be a LCD screen. The screen 272 communicates with and is commanded by a screen driver 274 that is controlled by a microcontroller (e.g., a processor) 276. The memory 282 may be loaded with one or more application modules 284 that can be executed by the microcontroller 276 with or without a user input via the user interface 278 to achieve desired tasks. In one embodiment, an application module is configured to facilitate grouping a number of selected zone players into a zone group and synchronizing the zone players for one audio source. In another embodiment, an application module is configured to control together the audio volumes of the zone players in a zone group. In operation, when the microcontroller 276 executes one of the application modules 284, the screen driver 274 generates control signals to drive the screen 272 to display an application specific user interface accordingly, more of which will be described below.

The controller 270 includes a network interface 280 referred to as a RF interface 280 that facilitates wireless communication with a zone player via a corresponding RF interface thereof. In one embodiment, the commands such as volume control and audio playback synchronization are sent via the RF interfaces. In another embodiment, a saved zone group configuration is transmitted between a zone player and a controller via the RF interfaces. The controller 270 may control one or more zone players, such as 102, 104 and 106 of FIG. 1. Nevertheless, there may be more than one controllers, each preferably in a zone (e.g., a room) and configured to control any one and all of the zone players.

In one embodiment, a user creates a zone group including at least two zone players from the controller 240 that sends signals or data to one of the zone players. As all the zone players are coupled on a network, the received signals in one zone player can cause other zone players in the group to be synchronized so that all the zone players in the group playback an identical audio source or a list of identical audio sources in a timely synchronized manner. Similarly, when a user increases the audio volume of the group from the controller, the signals or data of increasing the audio volume for the group are sent to one of the zone players and causes other zone players in the group to be increased together in volume and in scale.

According to one implementation, an application module is loaded in memory 282 for zone group management. When a predetermined key (e.g. the “zones” button 244) is activated on the controller 240, the application module is executed in the microcontroller 276. The input interface 278 coupled to and controlled by the microcontroller 276 receives inputs from a user. A “Zone Menu” is then displayed on the screen 272. The user may start grouping zone players into a zone group by activating a “Link Zones” or “Add Zone” soft button, or de-grouping a zone group by activating an “Unlink Zones” or “Drop Zone” button. The detail of the zone group manipulation will be further discussed below.

As described above, the input interface 278 includes a number of function buttons as well as a screen graphical user interface. It should be pointed out that the controller 240 in FIG. 2B is not the only controlling device that may practice the present invention. Other devices that provide the equivalent control functions (e.g., a computing device, a hand-held device) may also be configured to practice the present invention. In the above description, unless otherwise specifically described, it is clear that keys or buttons are generally referred to as either the physical buttons or soft buttons, enabling a user to enter a command or data.

One mechanism for ‘joining’ zone players together for music playback is to link a number of zone players together to

form a group. To link a number of zone players together, a user may manually link each zone player or room one after the other. For example, there is a multi-zone system that includes the following zones.

Bathroom
Bedroom
Den
Dining Room
Family Room
Foyer

If the user wishes to link 5 of the 6 zone players using the current mechanism, he/she must start with a single zone and then manually link each zone to that zone. This mechanism may be sometimes quite time consuming. According to one embodiment, a set of zones can be dynamically linked together using one command. Using what is referred to herein as a theme or a zone scene, zones can be configured in a particular scene (e.g., morning, afternoon, or garden), where a predefined zone grouping and setting of attributes for the grouping are automatically effectuated.

For instance, a “Morning” zone scene/configuration command would link the Bedroom, Den and Dining Room together in one action. Without this single command, the user would need to manually and individually link each zone. FIG. 3A provides an illustration of one zone scene, where the left column shows the starting zone grouping—all zones are separate, the column on the right shows the effects of grouping the zones to make a group of 3 zones named after “Morning”.

Expanding this idea further, a Zone Scene can be set to create multiple sets of linked zones. For example, a scene creates 3 separate groups of zones, the downstairs zones would be linked together, the upstairs zones would be linked together in their own group, and the outside zones (in this case the patio) would move into a group of its own.

In one embodiment as shown in FIG. 3B, a user defines multiple groups to be gathered at the same time. For example: an “Evening Scene” is desired to link the following zones:

Group 1
Bedroom
Den
Dining Room
Group 2
Garage
Garden

where Bathroom, Family Room and Foyer should be separated from any group if they were part of a group before the Zone Scene was invoked.

One important of the features, benefits and objects in the present invention is that that zones do not need to be separated before a zone scene is invoked. In one embodiment, a command is provided and links all zones in one step, if invoked. The command is in a form of a zone scene. After linking the appropriate zones, a zone scene command could apply the following attributes:

Set volumes levels in each zones (each zone can have a different volume)
Mute/Unmute zones.
Select and play specific music in the zones.
Set the play mode of the music (Shuffle, Repeat, Shuffle-repeat)
Set the music playback equalization of each zone (e.g., bass treble).

A further extension of this embodiment is to trigger a zone scene command as an alarm clock function. For instance the zone scene is set to apply at 8:00 am. It could link appropriate zones automatically, set specific music to play and then stop the music after a defined duration.

Although a single zone may be assigned to an alarm, a scene set as an alarm clock provides a synchronized alarm, allowing any zones linked in the scene to play a predefined audio (e.g., a favorable song, a predefined playlist) at a specific time or for a specific duration. If, for any reason, the scheduled music failed to be played (e.g., an empty playlist, no connection to a share, failed UPnP, no Internet connection for an Internet Radio station), a backup buzzer will sound. This buzzer will be a sound file that is stored in a zone player.

FIG. 4 shows an exemplary user interface 400 that may be displayed on a controller 142 or a computer 110 of FIG. 1. The interface 400 shows a list of items that may be set up by a user to cause a scene to function at a specific time. In the embodiment shown in FIG. 4, the list of items includes "Alarm", "Time", "Zone", "Music", "Frequency" and "Alarm length". "Alarm" can be set on or off. When "Alarm" is set on, "Time" is a specific time to set off the alarm. "Zone" shows which zone players are being set to play a specified audio at the specific time. "Music" shows what to be played when the specific time arrives. "Frequency" allows the user to define a frequency of the alarm. "Alarm length" defines how long the audio is to be played. It should be noted that the user interface 400 is provided herein to show some of the functions associated with setting up an alarm. Depending on an exact implementation, other functions, such as time zone, daylight savings, time synchronization, and time/date format for display may also be provided without departing from the present invention.

According to one embodiment, each zone player in a scene may be set up for different alarms. For example, a "Morning" scene includes three zone players, each in a bedroom, a den, and a dining room. After selecting the scene, the user may set up an alarm for the scene as whole. As a result, each of the zone players will be activated at a specific time.

FIG. 5A shows a user interface 500 to allow a user to form a scene. The panel on the left shows the available zones in a household. The panel on the right shows the zones that have been selected and be grouped as part of this scene. Depending on an exact implementation of a user interface, Add/Remove buttons may be provided to move zones between the panels, or zones may be dragged along between panels.

FIG. 5B shows another user interface 520 to allow a user to form a scene. The user interface 520 that may be displayed on a controller or a computing device, lists available zones in a system. A checkbox is provide next to each of the zones so that a user may check in the zones to be associated with the scene.

FIG. 5C shows a user interface 510 to allow a user to adjust a volume level of the zone players in a zone scene individually or collectively. As shown in the user interface 510, the 'Volumes . . . ' button (shown as sliders, other forms are possible) allows the user to affect the volumes of the associated zone players when a zone scene is invoked. In one embodiment, the zone players can be set to retain whatever volume that they currently have when the scene is invoked. Additionally the user can decide if the volumes should be unmuted or muted when the scene is invoked.

FIG. 6 shows a flowchart or process 600 of providing a player theme or a zone scene for a plurality of players, where one or more of the players are placed in a zone. The process 600 is presented in accordance with one embodiment of the present invention and may be implemented in a module to be located in the memory 282 of FIG. 2C.

The process 600 is initiated only when a user decides to proceed with a zone scene at 602. The process 600 then moves to 604 where it allows a user to decide which zone players to

be associated with the scene. For example, there are ten players in a household, and the scene is named after "Morning". The user may be given an interface to select four of the ten players to be associated with the scene. At 606, the scene is saved. The scene may be saved in any one of the members in the scene. In the example of FIG. 1, the scene is saved in one of the zone players and displayed on the controller 142. In operation, a set of data pertaining to the scene includes a plurality of parameters. In one embodiment, the parameters include, but may not be limited to, identifiers (e.g., IP address) of the associated players and a playlist. The parameters may also include volume/tone settings for the associated players in the scene. The user may go back to 602 to configure another scene if desired.

Given a saved scene, a user may activate the scene at any time or set up a timer to activate the scene at 610. The process 600 can continue when a saved scene is activated at 610. At 612, upon the activation of a saved scene, the process 600 checks the status of the players associated with the scene. The status of the players means that each of the players shall be in condition to react in a synchronized manner. In one embodiment, the interconnections of the players are checked to make sure that the players communicate among themselves and/or with a controller if there is such a controller in the scene.

It is assumed that all players associated with the scene are in good condition. At 614, commands are executed with the parameters (e.g., pertaining to a playlist and volumes). In one embodiment, data including the parameters is transported from a member (e.g., a controller) to other members in the scene so that the players are caused to synchronize an operation configured in the scene. The operation may cause all players to play back a song in identical or different volumes or to play back a pre-stored file.

One of the features, benefits and advantages in the present invention is to allow sets of related devices (controllers and operating components) to exist as a group without interfering with other components that are potentially visible on the same wired or wireless network. Each of the sets is configured to a theme or a scene.

The present invention has been described in sufficient detail with a certain degree of particularity. It is understood to those skilled in the art that the present disclosure of embodiments has been made by way of examples only and that numerous changes in the arrangement and combination of parts may be resorted without departing from the spirit and scope of the invention as claimed. While the embodiments discussed herein may appear to include some limitations as to the presentation of the information units, in terms of the format and arrangement, the invention has applicability well beyond such embodiment, which can be appreciated by those skilled in the art. Accordingly, the scope of the present invention is defined by the appended claims rather than the forging description of embodiments.

I claim:

1. A multimedia controller including a processor, the controller configured to:

display a plurality of zone names for user selection via a display interface, each zone name of the plurality of zone names representing a particular zone that contains at least one player configured for multimedia playback in that zone, the plurality of zones including at least a player configured to retrieve a first multimedia output from a first multimedia source or to retrieve a second multimedia output from a second multimedia source, and wherein each player is coupled to a first local area network;

11

facilitate formation of a zone group by associating at least two of the plurality of zones, the zone group associated with a zone group configuration characterizing the zone group, the zone group configuration identifying players of the zone group; and

transmit the zone group configuration to a first player of a zone in the zone group to facilitate synchronized playback of multimedia content in accordance with the zone group configuration, the zone group configuration identifying at least the first multimedia source and the second multimedia source, and the zone group configuration to include activation of the synchronized playback by players of the zone group automatically at a specified time, the first player determining playback of either the first multimedia source or the second multimedia source in accordance with the zone group configuration.

2. The multimedia controller of claim 1, wherein the controller is configured to apply one or more attributes to the zone group as part of the zone group configuration.

3. The multimedia controller of claim 2, wherein the one or more attributes comprises one or more of a) a volume level for audio playback for each zone in the zone group, b) a mute or unmute setting for audio playback, c) a selection and play of specific music, d) a play mode setting, e) an equalization setting for audio playback, and f) an audio alarm.

4. The multimedia controller of claim 1, wherein the zone group comprises a first zone group, and wherein the controller is configured to establish one or more additional zone groups and activate the one or more additional zone groups along with the first zone group in accordance with a zone scene associated with the plurality of zone groups.

5. The multimedia controller of claim 1, wherein the controller is configured to activate the zone group when at least one of the zones in the zone group is associated with a different zone group.

6. The multimedia controller of claim 1, wherein the controller is configured to provide a backup buzzer to be played in event of an audio alarm failure as part of the zone group configuration.

7. The multimedia controller of claim 1, wherein the controller is to facilitate user creation of a zone scene by selecting, via a user interface, one or more of the displayed plurality of zones, each of the one or more displayed plurality of zones graphically represented via the user interface.

8. The multimedia controller of claim 1, further comprising a volume control for individual zones or collectively for the zone group.

9. The multimedia controller of claim 1, wherein the zone group corresponds to a zone scene provided for user selection.

10. A method of establishing a zone group, the method comprising:

displaying, using a controller, a plurality of zone names for user selection via a display interface, each zone name of the plurality of zone names representing a particular zone that contains at least one player configured for multimedia playback in the particular zone, the plurality of zones including at least a player configured to retrieve a first multimedia output from a first multimedia source or to retrieve a second multimedia output from a second multimedia source, and wherein each player is coupled to a first local area network;

facilitating, using the controller, formation of a zone group by associating at least two of the plurality of zones, the zone group associated with a zone group configuration characterizing the zone group, the zone group configuration identifying players of the zone group; and

12

transmitting, using the controller, the zone group configuration to a first player of a zone in the zone group to facilitate synchronized playback of multimedia content in accordance with the zone group configuration, the zone group configuration identifying at least the first multimedia source and the second multimedia source, and the zone group configuration to include activation of the synchronized playback by players of the zone group automatically at a specified time, the first player determining playback of either the first multimedia source or the second multimedia source in accordance with the zone group configuration.

11. The method of claim 10, further comprising applying, using the controller, one or more attributes to the zone group as part of the zone group configuration.

12. The method of claim 11, wherein the one or more attributes comprises one or more of a) a volume level for audio playback for each zone in the zone group, b) a mute or unmute setting for audio playback, c) a selection and play of specific music, d) a play mode setting, e) an equalization setting for audio playback, and f) an audio alarm.

13. The method of claim 10, wherein the zone group comprises a first zone group, and wherein the controller is configured to establish one or more additional zone groups and activate the one or more additional zone groups along with the first zone group in accordance with a zone scene associated with the plurality of zone groups.

14. The method of claim 10, wherein the controller is configured to activate the zone group when at least one of the zones in the zone group is associated with a different zone group.

15. The method of claim 10, further comprising providing a backup buzzer to be played in event of an audio alarm failure as part of the zone group configuration.

16. The method of claim 10, further comprising facilitating user creation of a zone scene by selecting, via a user interface, one or more of the displayed plurality of zones, each of the one or more displayed plurality of zones graphically represented via the user interface.

17. The method of claim 10, further comprising setting a volume control for individual zones or collectively for the zone group.

18. The method of claim 10, wherein the zone group corresponds to a zone scene provided for user selection.

19. A tangible computer readable storage medium including a set of instructions for execution by a processor, the set of instructions, when executed, implement a controller configured to:

display a plurality of zone names for user selection via a display interface, each zone name of the plurality of zones names representing a particular zone that contains at least one player configured for multimedia playback in the particular zone, the plurality of zones including at least a player configured to retrieve a first multimedia output from a first multimedia source or to retrieve a second multimedia output from a second multimedia source, and wherein each player is coupled to a first local area network;

facilitate formation of a zone group by associating at least two of the plurality of zones, the zone group associated with a zone group configuration characterizing the zone group, the zone group configuration identifying players of the zone group; and

transmit the zone group configuration to a first player of a zone in the zone group to facilitate synchronized playback of multimedia content in accordance with the zone group configuration, the zone group configuration identifying

13

tifying at least the first multimedia source and the second multimedia source, and the zone group configuration to include activation of the synchronized playback by players of the zone group automatically at a specified time, the first player determining playback of either the first multimedia source or the second multimedia source in accordance with the zone group configuration.

20. The multimedia controller of claim 19, wherein the controller is configured to apply one or more attributes to the zone group as part of the zone group configuration.

21. The multimedia controller of claim 20, wherein the one or more attributes comprises one or more of a) a volume level for audio playback for each zone in the zone group, b) a mute or unmute setting for audio playback, c) a selection and play of specific music, d) a play mode setting, e) an equalization setting for audio playback, and f) an audio alarm.

22. The multimedia controller of claim 19, wherein the zone group comprises a first zone group, and wherein the controller is configured to establish one or more additional zone groups and activate the one or more additional zone groups along with the first zone group in accordance with a zone scene associated with the plurality of zone groups.

23. The multimedia controller of claim 19, wherein the controller is configured to activate the zone group when at least one of the zones in the zone group is associated with a different zone group.

24. The multimedia controller of claim 19, wherein the controller is configured to provide a backup buzzer to be played in event of an audio alarm failure as part of the zone group configuration.

14

25. The multimedia controller of claim 19, wherein the controller is to facilitate user creation of a zone scene by selecting, via a user interface, one or more of the displayed plurality of zones, each of the one or more displayed plurality of zones graphically represented via the user interface.

26. The multimedia controller of claim 19, further comprising a volume control for individual zones or collectively for the zone group.

27. The multimedia controller of claim 19, wherein the zone group corresponds to a zone scene provided for user selection.

28. The multimedia controller of claim 1, wherein the zone group configuration includes activation of the zone group responsive to a single user command.

29. The method of claim 10, wherein the zone group configuration includes activation of the zone group responsive to a single user command.

30. The multimedia control of claim 19, wherein the zone group configuration includes activation of the zone group responsive to a single user command.

31. The multimedia controller of claim 3, wherein the one or more attributes is selected by a user via the display interface.

32. The method of claim 12, wherein the one or more attributes is selected by a user via the display interface.

33. The multimedia controller of claim 21, wherein the one or more attributes is selected by a user via the display interface.

* * * * *