


Scale: 100%

【Front Side】

Digital Camcorder  
**Quick Start Guide**

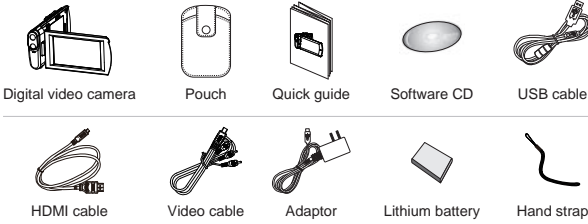


For more operation details, please refer to CD

Safety Notice

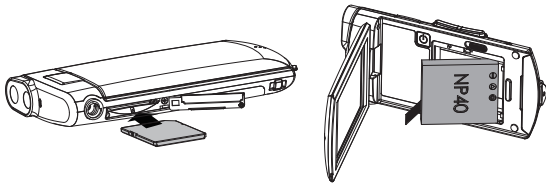
- Please do not disassemble or use any way to modify the product by yourself, which may corrupt the product or cause electric shock.
- Keep the Digital Video Camera away from the reach of children or animals to prevent them from swallowing the batteries or small accessories.
- Stop using in case there is any kind of liquid or foreign object enters the Digital Video Camera. Turn off the Digital Video Camera and contact your dealer for help if it occurs.
- Do not operate the Digital Video Camera with wet hands; it may cause electric shock.
- Do not place or store the product in an environment of high temperature to avoid damage. The camera is designed for use in the temperature between 0°C and 40°C (32°F and 104°F).
- Do not store the product in the dusty / sandy / dirty place, or the area which is close to air condition/ heater. Otherwise it may be ruined.
- Do not open the battery cover while recording the image. By doing so, the current image is unable to store, it may also corrupt other image data already stored in file.
- Please test this Digital Video Camera to ensure it is in normal operations before using it in any important occasion (such as wedding or overseas trip).
- This Digital Video Camera is unsuitable for filming any barcode.
- For more details about the camcorder operation and trouble shooting, please read the User Manual located on the CDROM disc included with your camcorder.

Accessories



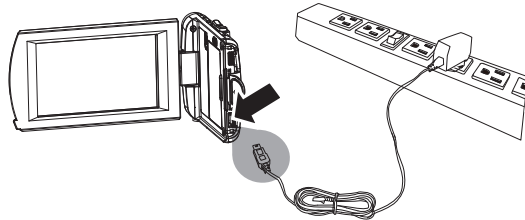
Loading the battery / Using a memory card

Do not remove or insert SD cards when the power of the Digital Video Camera is on to avoid damaging files; Please use only the battery provided or recommended by the manufacturer or dealer.

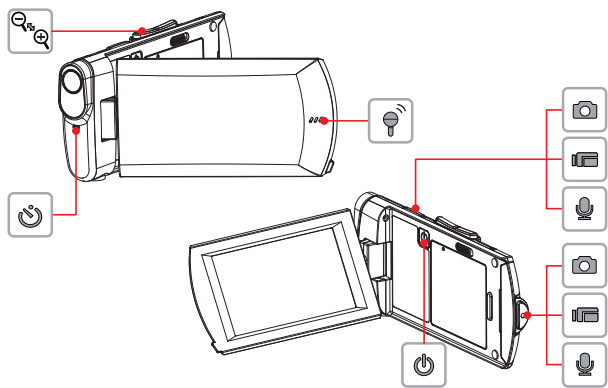


Charging the battery

A new battery should be charged at least 4 hours.



Product Overviews



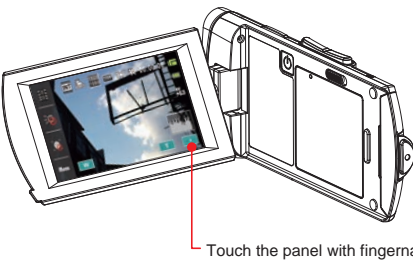
Taking a photo / Recording a video clip / Voice recording

Touch screen to change mode and resolution.



【Back Side】

Playback

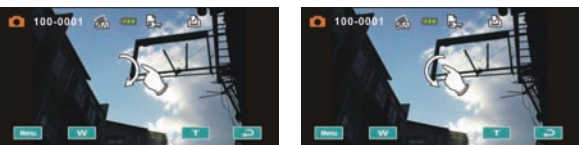


Touch the panel with fingernail

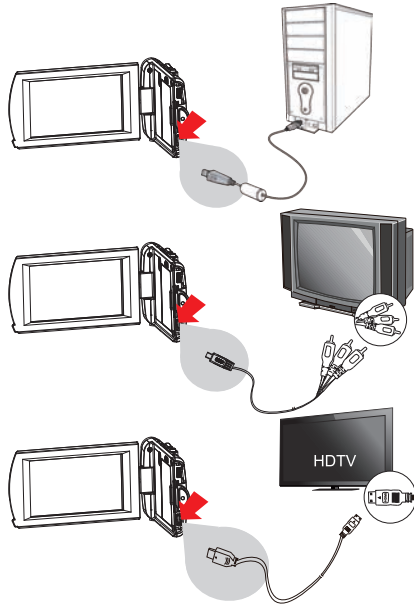
Slide right or left to view the previous / next file



Rotate the image by 90°



PC and TV connection



Technical Support

For technical support issues please visit our website at [www.polaroid.com](http://www.polaroid.com). For further assistance, you can also call our technical support department toll free at 877-408-0033, or for e-mail support, please contact us at [polaroid@sakar.com](mailto:polaroid@sakar.com).

© 2012 All Rights Reserved

Warranty Card

This warranty covers the original consumer purchaser only and is not transferable. This warranty covers products that fail to function properly **UNDER NORMAL USAGE** due to defects in material or workmanship. Your product will be repaired or replaced at no charge for parts or labor for a period of one year.

What Is Not Covered by Warranty

Damages or malfunctions not resulting from defects in material or workmanship and damages or malfunctions from other than normal use, including but limited to, repair by unauthorized parties, tampering, modification or accident.

To obtain Warranty Service and Troubleshooting information:

Call 877-408-0033 or Visit our website at [www.polaroid.com](http://www.polaroid.com)

To receive Warranty service along with the name and address of an authorized product service center, the original consumer purchaser must contact us for problem determination and service procedures. Proof of purchase in the form of a bill of sale or receipted invoice, evidencing that the Product is within the applicable Warranty period(s), MUST be presented in order to obtain the requested service. It is your responsibility to properly package and send any defective products along with a dated copy of proof of purchase, a written explanation of the problem, and a valid return address to the authorized service center at your expense. Do not include any other items or accessories with the defective product. Any products received by the authorized service center that are not covered by warranty will be returned unrepai

**NO WARRANTIES, WHETHER EXPRESS OR IMPLIED, INCLUDING, BUT NOT LIMITED TO, ANY IMPLIED WARRANTIES OF MERCHANTABILITY OR FITNESS FOR A PARTICULAR PURPOSE, OTHER THAN THOSE EXPRESSLY DESCRIBED ABOVE SHALL APPLY. DISTRIBUTOR FURTHER DISCLAIMS ALL WARRANTIES AFTER THE EXPRESS WARRANTY PERIOD STATED ABOVE. NO OTHER EXPRESS WARRANTY OR GUARANTEE GIVEN BY ANY PERSON, FIRM OR ENTITY WITH RESPECT TO THE PRODUCT. EXCEPT AS STATED HEREIN, NO OTHER WARRANTIES SHALL APPLY. NOTWITHSTANDING THE FOREGOING, CONSUMER'S RECOVERY AGAINST DISTRIBUTOR SHALL NOT EXCEED THE PURCHASE PRICE OF THE PRODUCT SOLD BY DISTRIBUTOR. THIS WARRANTY SHALL NOT EXTEND TO ANYONE OTHER THAN THE ORIGINAL CONSUMER WHO PURCHASED THE PRODUCT AND IS NOT TRANSFERABLE.**

Some countries, states or provinces do not allow the exclusion or limitation of incidental or

consequential damages or allow limitations on warranties, so limitation or exclusions may not apply to you. This warranty gives you specific legal rights, and you may have other rights that vary from state to state or province to province. Contact your authorized retailer to determine if another warranty applies.

This product is manufactured, distributed and sold by SAKAR International, Inc. Polaroid, Polaroid & Pixel, Made in Polaroid and Polaroid Classic Border Logo are trademarks of PLR IP Holdings, LLC, used under license. All other trademarks are the property of the respective owner, who has not sponsored, endorsed or approved this product. PLR IP Holdings, LLC does not manufacture this product or provide any Manufacturer's Warranty or support.

**E-Waste - PLR IP Holdings, LLC, its licensees, affiliates, and Sakar International, Inc. fully supports all electronic waste initiatives. As responsible stewards of the environment, and to avoid violating established laws, you should properly dispose of this product in compliance with all applicable regulations, directives or other governances in the area where you reside. Please check with local authorities or the retailer where you purchased this product to determine a location where you can appropriately dispose of the product.**

You may also go to [www.polaroid.com](http://www.polaroid.com) and reference Social Responsibility to learn more about the specific laws in your area and to locate a collection facility near your home.

If your electronic device has internal memory on which personal or other confidential data may be stored, you may want to perform a data sanitization process before you dispose of your device to assure another party cannot access your personal data. Data sanitization varies by the type of product and its software, and you may want to research the best sanitization process for your device before disposal. You may also check with your local recycling facility to determine their data sanitization procedures during the recycling process.

This device complies with the part 15 of the FCC rules. Operation is subject to the following two conditions: (1) this device may not cause harmful interference, and (2) this device must accept any interference received, including interference that may cause undesired operation.

Caution: changes or modifications not expressly approved by the party responsible for compliance could void the user's authority to operate the equipment.

NOTE: This equipment has been tested and found to comply with the limits for a Class B digital device, pursuant to Part 15 of the FCC Rules. These limits are designed to provide reasonable protection against harmful interference in a residential installation. This equipment generates, uses and can radiate radio frequency energy and, if not installed and used in accordance with instructions may cause harmful interference to radio or television reception, which can be determined by turning the equipment off and on. The user is encouraged to try to correct the interference by one or more of the following measures:

- Reorient or relocate the receiving antenna.
- Increase the separation between the equipment and receiver.
- Connect the equipment into an outlet on a circuit different from that to which the receiver is connected.
- Consult the dealer or experienced radio/TV technician for help.

XXXXXXXXXX-A

尺寸：348 X 122 mm


材質：80P模造紙

印刷：單黑1+1 (Black)

加工：左右S折(3折)・折後Front Side朝於外

容許值：±0.5 mm

單位：mm



VER. A DATE 2012.04.10

APPROVE CHECK DESIGNER

Bella 2012.04.10

TITLE DDV-H18 QSG (Polaroid\_id820)

PART No. UNIT mm SCALE 1/1

DRAW No.

Q' TY 1 PCS PAGE 1/1

UNIT mm SCALE 1/1