

# TIME SPACE

Approval Workflow Release Notes

 spica

# Approval Workflow Release Notes

Document: Approval Workflow - Release Notes.pdf

Version: 3.00.A

Printed: 28.8.2015

© 2015 Spica International

## **Spica International**

Pot k sejmisu 33  
1231 Ljubljana  
Slovenia

Tel: +386 1 568 08 00  
Fax: +386 1 568 08 88

E-mail: [info@spica.com](mailto:info@spica.com)  
[www.spica.com](http://www.spica.com)

# Table of Contents

<b>1</b>	<b>Approval Workflow - Release Notes</b>	<b>1</b>
1.1	Version 3.00.....	1
1.1.1	What's New in Version 3.00.a .....	2
1.2	Version 2.20.....	6
1.2.1	What's New in Version 2.20.a .....	6
1.2.2	Service Release 2.20.b .....	8
1.2.3	Service Release 2.20.c .....	9
1.2.4	Service Release 2.20.d .....	10
1.3	Version 2.10.....	11
1.3.1	What's New in Version 2.10.a .....	11
1.3.2	Service Release 2.10.b .....	12
1.3.3	Service Release 2.10.c .....	13
1.3.4	Service Release 2.10.d .....	14
1.4	Version 2.00.....	15
1.4.1	What's New in Version 2.00.a .....	15
1.4.2	Service Release 2.00.b .....	17
1.4.3	Service Release 2.00.c .....	18

# 1 Approval Workflow - Release Notes

## 1.1 Version 3.00

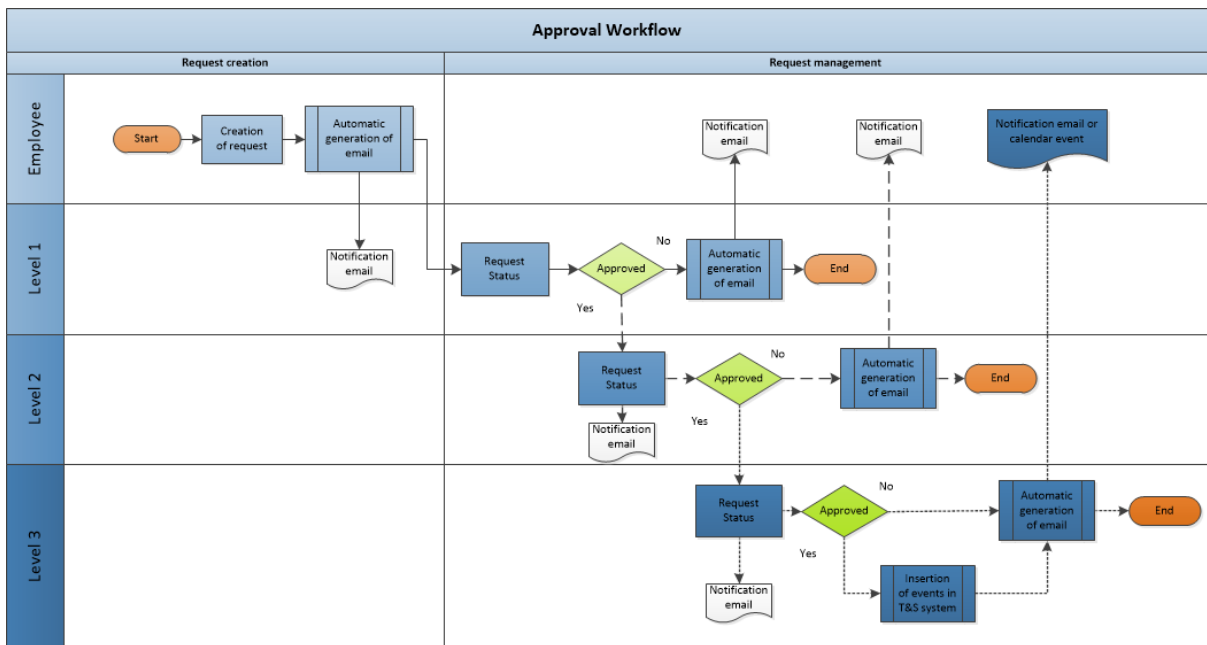
- What's New in Version 3.00.a

## 1.1.1 What's New in Version 3.00.a



### Multi-level approval process

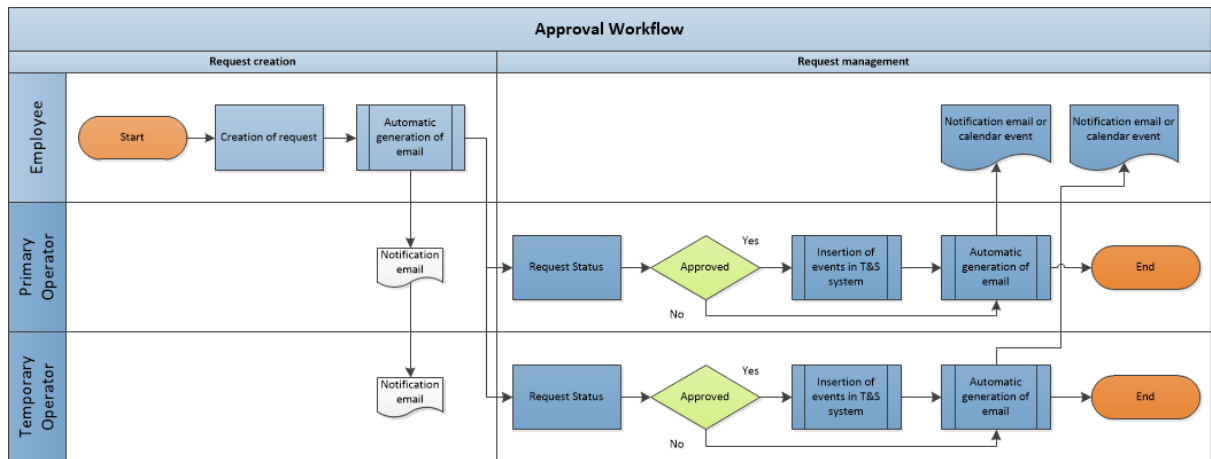
Single level approval process can now be expanded to a multi-level without level limitation. Since the functionality is request based, you would be able to create a mixture of simple and complex workflows to cover approval needs in the organization.



Workflow example for 3 levels approval

### Temporary operator


In case of temporary or long time absence from work, a module operator can delegate his permissions to the other co-worker in no time. Although the operator delegated his permissions, he can still manage requests for his user group if needed.



Approval workflow in case of temporary operator

### Requests on behalf of other user

In case that users cannot access the application and add requests for some reason, an operator with the applicant role can now create requests on behalf of them. The following workflow process stays the same as in the normal case of request creation. Further on, auto approval functionality can be enabled on the system level for on behalf of requests if operator also has approval permissions for the same user group.

 **Approval Workflow**
spica

**Request** Annual Leave

**On behalf of** Johhy Ponny

**Period** 28.8.2015  28.8.2015

**Days** Workdays (Mon - Fri)

**Approver** **Marry Jane**

**Additional approver** -

Select additional approver


**Note**

On behalf of request creation



### Application is more intuitive

On the main application views user can decide to hide or show filter sections, making the most important actions like "Add Request" easily accessible all the time.

 **Approval Workflow**
spica

**My Requests** *Johhy Ponny, Sign Out*

Requests filter

---

Request	Date Period	Hour Period	Value	Request Status	Date of change	Status changed by
Annual Leave	28.8.2015 - 28.8.2015			Approved	28.8.2015	Marry Jane <span style="float: right;"><input type="button" value="🔍"/> <input type="button" value="🔴"/></span>

Collapsed request filter

**Application performance on big databases**

Performance and memory usage of the application has been improved especially on big database environments. Actions needed for setting up the Approval Workflow application are now much faster. Furthermore day to day actions are optimized making the application more user friendly.



## 1.2 Version 2.20

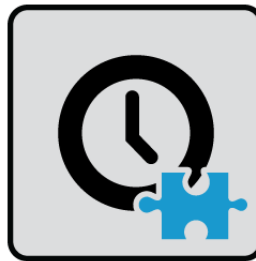
- What's New in Version 2.20.a
- Service Release 2.20.b
- Service Release 2.20.c
- Service Release 2.20.d

### 1.2.1 What's New in Version 2.20.a



#### **TimeAPI support**

The application now offers support for the TimeAPI service. This functionality is needed for Approval Workflow functions in the Spica Mobile Time application.



Application icon

#### **German/Croatian mail templates**

Email templates for the German and Croatian language are not part of standard distribution.



German mail templates

#### **Extended options for checking/overwriting of existing leave requests**

In the previous version a user could not create a new leave request if one already existed in the selected period. Now the system can be set to use one of the three available modes:


- Skip checking of existing requests and absences and allow creation of the new request.
- Check for existing requests and absences and prevent creation of the new request, if found.
- Check for existing requests and absence and display a warning, but allow creation of the new request.



Checking/overwriting of existing leave requests

#### **Custom time frame for deletion of approved request**

In the previous version a user could delete an approved request up to 3 days after creation date of request. Now this period can be customary defined in the configuration file.



Custom time frame

#### **Email notification on request deletion**

Now an email notification can be sent when a pending or approved request is deleted from the system.



Request deletion notification

## 1.2.2 Service Release 2.20.b



### **User authentication**

If Active Directory with Single Sign On authentication was enabled in the module than the login permission was not validated correctly.

### **Intervention request with schedule change only**

Now it is possible to create a request, type intervention for schedule change only. Before an additional event was needed while creating a request definition for the same functionality.

### **Withdraw period for approved request**

Withdraw parameter for approved request was not validated correctly. Now the period is calculated from the request start date and not from the last change date.

### **Web Approval API - Invalid response**

Web Approval API generated invalid response message if request comment contained special characters (e.g. \).

### 1.2.3 Service Release 2.20.c



**Database structure:** Upgrade needed. Check DB scripts for more info.

---



#### **Multiple instances of the module on the same workstation**

In case of multilingual needs or load balancing issues you can now install multiple instances of the module on the same workstation.

#### **Stability issue**

Under a high load it could happen that the application started to malfunction.

#### **Deletion of request definition**

If request definition was used in the system, it could not be removed.

#### **Approval Workflow API**

Insertion of absences approved in Spica Mobile Time application did not work, if applier had assigned schedule without plan.

#### **Approval Workflow API**

Event info was missing in the database for requests approved in Spica Mobile Time application.

#### **Overlapping absence request**

When creating a new request in the period of other approved request, all inserted events from the previous request were deleted.

## 1.2.4 Service Release 2.20.d



### **Service installation**

Installation of the service with the parameter "/install" failed. This issue is now fixed.

### **Check of existing requests**

Checking of existing requests did not work well if a holiday event was present on the selected day which was limited to a specific organizational hierarchy.

### **Direct request approval/denial**

Process how direct approval/denial actions are handled in the module has been improved.

### **Unit 1/2/3 filter names**

If the name of unit filter 1/2/3 was structured from more than one word and it consisted a space it was not properly displayed in the application.

### **Inconsistent Days option on request creation**

It could happen that the selected request period is inconsistent with the Days option. Now in this situation, the application now warns the user if the period is completely invalid or inserts events only on days which are valid.

## 1.3 Version 2.10

- What's New in Version 2.10.a
- Service Release 2.10.b
- Service Release 2.10.c
- Service Release 2.10.d

### 1.3.1 What's New in Version 2.10.a

#### Features

##### **Licence checking in Approval Workflow**

Application has been updated to check suitability of the licence in relation with used permissions (Approval Workflow Login and Approval Workflow Approver). With Approval Workflow Login permission user gets right to enter the application and add requests. For approving requests user needs an additional permission, called Approval Workflow Approver.

When upgrading to version 2.10, roles need to be manually updated in TSM to assure backward compatibility.

##### **Period approval support**

Approval Workflow supports the Time&Space 8.10 Time period approval feature. A new type of request is available; the Time interval type is used when we want to allow users to enter requests that are limited to a certain part of the day (e.g. Private leave from 10:00 to 12:00). Time&Space administrator can set how to categorize the time outside the approved interval (e.g. as Unpaid time).

---

#### Bug Fixes

##### **Date picker renewal**

Dialog for selecting date has been completely redesigned because the old one did not support all regular date formats.

##### **Visitors on Users added explicitly dialog**

Visitors were visible on Users added explicitly dialog when creating approver's group. This issue is solved now.

## 1.3.2 Service Release 2.10.b

### Features

#### **Status information on Approvers view**

List of approvers has been expanded with a new column, called Active. This column shows information, if specific approver is active or inactive in the application.

#### **Expansion of general settings**

Parameters in general settings (WebApprovalCfg.ini) have been expanded with a new option, called "LimitedApproverAdministratorCanEditOwnSettings". If enabled, this options allows that approver who is also administrator can manage it's own permissions in the module. By default this option is enabled.

#### **Added support for Application log**

Main actions in the module are now tracked with the Application log, if this option is enabled in the Time&Space system. This functionality requires Time&Space version 8.10.c or higher.

---

### Bug Fixes

#### **List of additional approvers**

In some situations user could not see all additional approvers even though, Approval Workflow was set to always show all approvers. Namely the application checked if user had any restrictions regarding org. hierarchy, divisions, departments or sub departments and filtered approvers according to user's restrictions.

#### **Login notification**

User was not notified, if unsuccessful login attempt occurred due to missing login permissions.

#### **Request creation issue**

An error occurred during request creation process if request definition was not properly set (e.g. missing event). Now it is not possible to create incomplete request definition.

### 1.3.3 Service Release 2.10.c

#### Bug Fixes

##### **Mail template variables**

In previous version, the variable "%RequestHours%" which is used with Time interval requests, was not supported in mail templates. This issue is now fixed.



## 1.3.4 Service Release 2.10.d

### Bug Fixes

#### **Stability issues**

Oracle version of the application could experience stability issues under heavy load. At some point no new connection to the database server could be established. This problem is now resolved.

#### **Managing approvers**

The application crashed in some situations, if extensive approvers management was executed in the system. This problem is now resolved.

## 1.4 Version 2.00

- What's New in Version 2.00.a
- Service Release 2.00.b
- Service Release 2.00.c

### 1.4.1 What's New in Version 2.00.a

#### Features

##### **WebSSO module supported**

In Time&Space 7.40.n we decided to re-implement Single Sign On (SSO) support for a web applications, because of instability issues we faced in some situations. As part of standardization politics ISAPI edition of Approval Workflow module is not available any more. It was replaced with the WebSSO module as add-on to stand-alone service. See Approval Workflow User's Manual for more information how to enable SSO support in the Approval Workflow module.

##### **Shortcut link to WebTS module**

Main menu in Approval Workflow now offers the possibility to add a shortcut link to the WebTS module. Link is visible only if user has permissions for the module and URL path is set in configuration file.

##### **Printer friendly views**

All main views in application now offer a Printable version function, which shows the page in format suitable for printing.

##### **Edit request link in approvers email**

Approver can now open edit view of specific request by selecting Edit link in the notification email.

##### **Extended list of supported mail template variables**

List of supported mail template variables has expanded vigorously. Now variable like Division, Department, Sub-department, Organization unit, Request Name are available. Catalogue of all possible variables can be found in Approval Workflow User's Manual.

##### **Speed improvements**

Loading of views has been optimized in situations when having a large organizational structure and/or a lot of request in active period.

---

#### Bug Fixes

##### **Approver's permissions**

List of employees was empty on Appliers request view, if approver's group had more than one Division/Department/Sub-department selected.

## 1.4.2 Service Release 2.00.b

### Features

#### **Extended charset support**

It is possible that NLS (National Language Support) set on an Oracle database does not support UTF characters - in this case emails with special characters could be displayed corrupted. Approval Workflow now supports none UTF NLSs.

---

### Bug Fixes

#### **Requests in locked period**

Management of requests in locked period (either locked by locking calculation or locking events) is not possible. If user tried to enter request in the locked period in previous version the application did not show any warning message and just stopped working. Now a message is shown alerting the user of invalid period.

#### **Filters Features**

Choosing different filter combinations sometimes did not show appropriate results.

#### **Improved usability of intervention type requests**

In previous version it was not possible to enable intervention type requests without enabling clocking registration type requests. Now both types are completely separated.

#### **Overtime request template**

In previous version it was not possible to enter an intervention value when creating overtime request, because field was locked.

#### **Direct edit link**

When an approver wanted to edit a request using the Edit link in the request email, web browser was opened showing an error message alerting user that login failed. This problem occurs when application is set to use WebSSO (Single Sign On). WebSSO application is fixed and now allows direct editing of requests.

### 1.4.3 Service Release 2.00.c

## Features

#### **Deletion of approved request**

In previous version, applier was able to delete approved request which dated in the future. This represented violation of internal policy for some organizations, so we decided to add this option configuration of module. Now company can decide if users have permission to delete approved request or not.

#### **Information about primary approver**

In request creation dialog we added information about the primary approver, which is automatically selected when creating a new request. This way applier gets the information to whom request will be sent and easily decides about possible additional approvers.

---

## Bug Fixes

#### **Approver's restriction by event group**

Undesired behavior was noticed if approver was not allowed to insert event that was linked to a request to be approved. Now approver is notified that he/she is not allowed to enter specific event.

#### **List of additional approvers**

In some situations user could not see all additional approvers even though, Approval Workflow was set to always show all approvers. Namely the application checked if user had any restrictions regarding org. hierarchy, divisions, departments or sub departments and filtered approvers according to user's restrictions.

#### **Corrupted intervention template**

A specific situation existed, where intervention value field was disabled on add request dialog. This situation happened, if request (type intervention) was first on the list and connected intervention event did not have value parameter.

#### **Native authentication**

In previous version native authentication did not function well, since configuration key was not valid.

