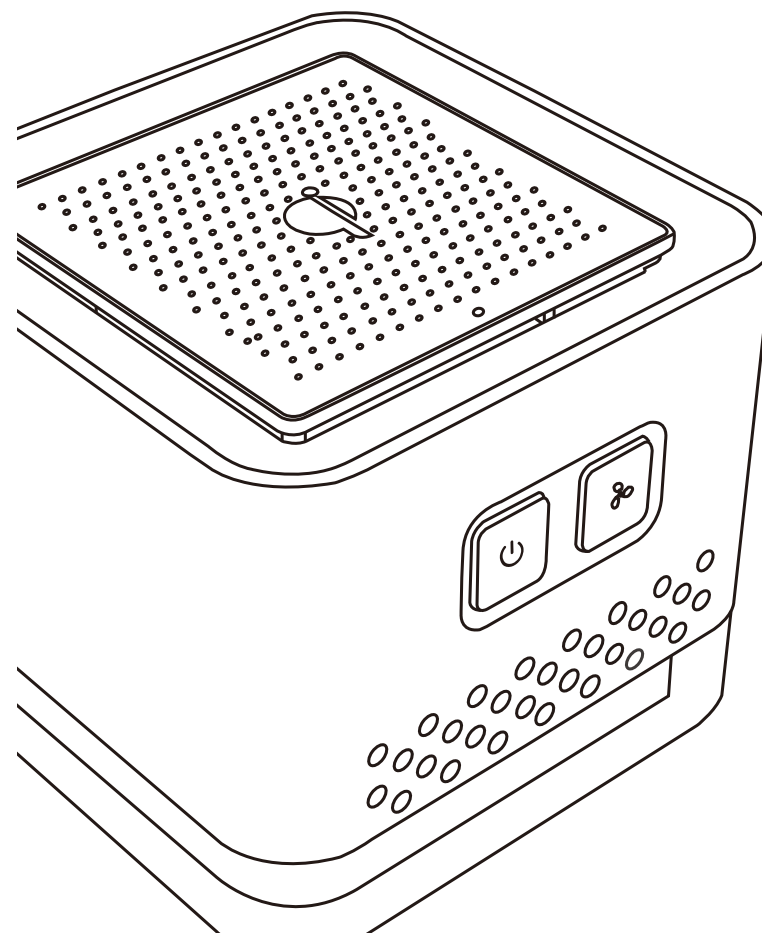




User Manual

Multifunctional Air Purifier

Model:CS-083WR



Made by Muchclean Technology Co., Ltd.

Address: No. 9, 1st Xingong Rd., Hongxing Village, Gongming Town,
Guangming, Shenzhen, China

Service Phone No.: +86 755 23245949

Contents

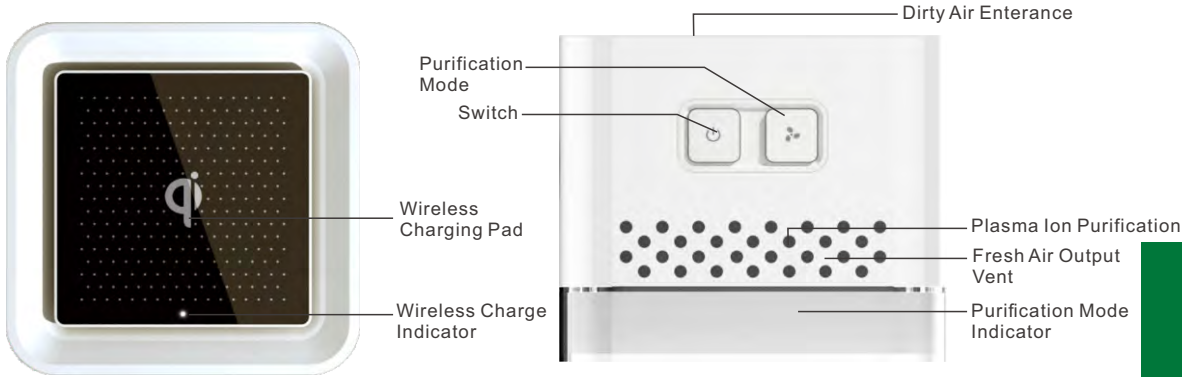
02	Foreword
	Important Security Note
	Parts Name
03	Preparation
	Use of Wireless Charger
05	Start Runing
	Normal Mode
	Mode Exchange
	Sleep Mode
	standby operation
06	Daily Clean and Maintenance
	Specification

Thanks for purchasing CMAP-083WR air purifier. This manual contains useful information of use and maintenance. Please read this manual carefully before use and reserve well for future reference. We advise you to put this product at where you usually stay or pet place. Thank you.

Important Security Note:

- Do not let water and other liquid enter into the product for sake of avoiding electric hurt or fire risk.
- Please check if your local power voltage meets required voltage marked on product label.
- Once power plug, cable, machine body is damaged, please don't use this machine with force.
- Children and inexperienced people are not proper to use this machine.
- Don't jam wind in and out vent.
- Don't use in difference temperature and humidity, because it may cause malfunction of electronic device inside.
- To prevent interfere, please put this machine 50 cm far away from other electronic products, like TV,PC etc.

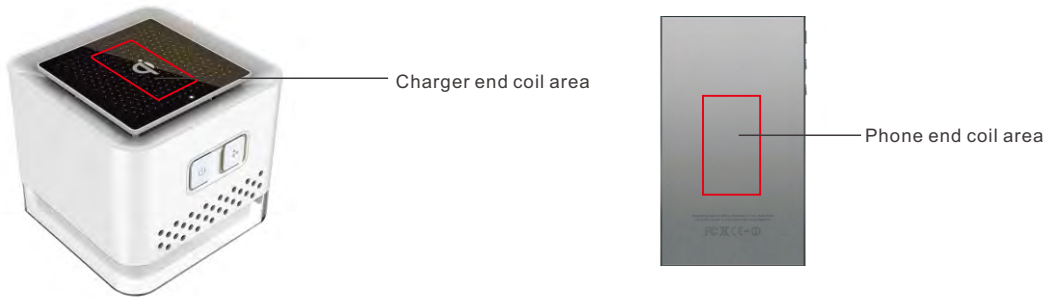
1. Parts Name:



2. Preparation

1. Put air purifier flatly on desk
2. Then plug power connector into backside power socket, purifier turns to standby status.
Note: Wireless charger can work even machine is standby.
3. This product contains wireless charger that charges your mobile phone while you enjoy fresh air.
Note: To use this function, the phone should have wireless charging receiver.

Please check induction area on charging pad and phone.



3. Use of wireless charger



1. Put Qi enabled phone on wireless charger inductive area, less than 3 mm distance. Charger indicator blinks continuously when position is wrong, please replace phone position to make receiver in transmitter area. When phone is charging, indicator light turns on.

Note: This product contains magnetic parts, so metal materials will be attracted. Please don't put bank cards or other magcards close to this product to avoid information loss caused by demagnetization.

2. When white indicator light turns off, phone is charged full.

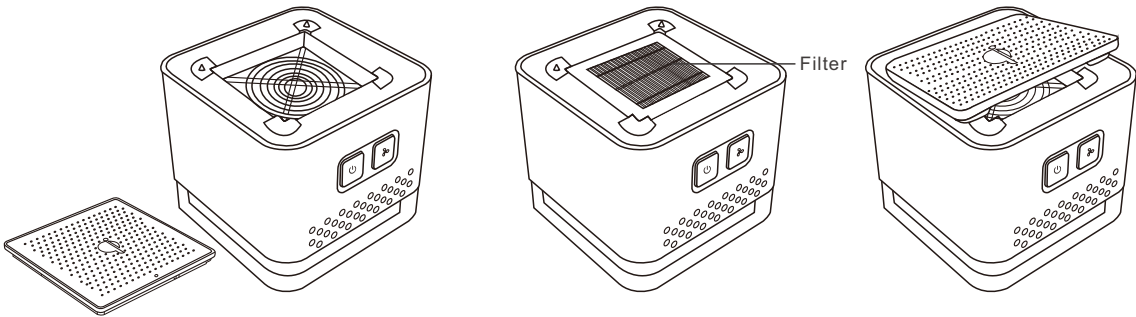
Note: Heat will be generated during charging, which is a common phenomenon. If you use phone during charging, phone and charger pad will be hotter.

Important: Please make sure no other object on charger pad, otherwise charger won't work and blink quickly.

3. How to fix charge problems

- 3.1 Make sure there is no other object on pad.
- 3.2 Make sure charger pad not too hot, if it is too hot, please take off phone and recharge when it is cold. Charger might turn off automatically when high temperature is detected.


1. Illustration of connecting wireless charging pad with machine.




- 4.1 Metal connectors on wireless charging pad contact with gold pins on machine, then the whole pad will be absorbed on machine, and then charge indicator blinks 3 times, which means wireless charger is ready to work.


3. Start running

1. Lightly press  power switch button, purifier starts running in default normal mode, and indicator light is blue.




2. Lightly press  mode button, mode will change circularly: Strong Sleep Normal. Strong mode indicates white light at downside.





Normal mode (Blue) 



Strong mode (White) 



Sleep mode (Light off)

3. Sleep mode: Sleep mode is quiet, and indicator light is off, for a better sleep environment.
4. Pressing  button again at running status, machine will stand by.
- Note: For longer lifespan, please don't press  power switch button quickly and continuously.

4. Daily clean and maintenance

1. 2 in 1 HEPA and activated carbon compounded filter replacement
- Please replace filter based on filter color as per following image.



2. Please use soft dry cloth to wipe purifier case, do not use alcohol, caustic soda liquid to clean this product.
3. Please wipe wireless charger power connector pins regularly to make it connected well.

5. Specification :

Model : CS-083WR

Power: 220-240V/50HZ

Dimension: 185X185X152mm

Net Weight: 1.3kg

Power Consumption: 21w

CADR: 120m³/h

Plasma: 3X10⁶ pcs/cm³

Effective Area: 10m²

Noise: ≤40dB(A)

Color: White/Pink/Black