

EXT: Sevenpack

Extension Key: sevenpack

Language: en

Keywords: publication, reference, manager, bibliography, typo3, sevenpack

Copyright 2008-2009, Sebastian Holtermann, <sebholt@web.de>

This document is published under the Open Content License
available from <http://www.opencontent.org/opl.shtml>

The content of this document is related to TYPO3
- a GNU/GPL CMS/Framework available from www.typo3.org

Table of Contents

EXT: Sevenpack.....	1	Database layout since version 0.1.....	14
Introduction.....	3	Useful SQL queries.....	14
What does it do?.....	3	Configuration.....	16
Screenshots.....	3	Customization.....	16
User manual.....	6	Reference.....	16
Installation.....	6	The HTML templates.....	28
The list view plugin.....	6	Tutorial.....	29
The frontend editor.....	11	Known problems.....	30
Single view.....	13	To-Do list.....	31
Administration.....	14	Changelog.....	32
Searching in pdf files.....	14		

Introduction

What does it do?

Sevenpack is a publication reference (bibliography) manager plugin for Typo3. It provides a browseable list view for publication references and a convenient publication reference editor.

Sevenpack is forked from the Sixpack plugin version 0.3.2 by Sixten Boeck.

Features:

1. A publication reference database integrated into the Typo3 framework.
2. A heavily customizable frontend list view for publication references.
3. A frontend single view (disabled by default).
4. An optional author browser bar
5. An optional search bar
6. An optional preferences bar
7. A convenient frontend editor for publication reference
8. Optional PDF text caching for full text search purposes
9. Export of the reference database to BibTeX or a homebrewn Sevenpack XML format.
10. Import of references from a BibTeX file or a Sevenpack XML file.
11. Localizations for English, German and Italian (very outdated).

Screenshots

This screenshot shows a part of a publication list.

Publications

Year: ... , [2006](#), **2007**, [2008](#), ...

Articles:

A. Pecchia, G. Romano, A. Gagliardi et al..
Heat dissipation and non-equilibrium phonon distributions in molecular devices.
 J. Comp. Electronics, **6**(1-3):335, 2007.

Michaela Wilhelm, Michael Jeske, Roland Marschall, Welchy L. Cavalcanti et al..
New proton conducting hybrid membranes for HT-PEMFC systems based on polysiloxanes and SO3H-functionalized meso
 J. Mem. Sci., **316**(1-2):164-175, 2007.

A. Pecchia, L. Salamandra, L. Latessa, B. Aradi et al..
Atomistic Modeling of Gate-All-Around Si-Nanowire Field-Effect Transistors.
 IEEE Transactions on Electron Devices, **54**:3159, 2007.

X. Wang, R. Q. Zhang, ... and M. Frauenheim.
Excited state properties of allylamine-capped silicon quantum dots.
 J. Phys. Chem. C, **111**:2394, 2007.

A. Gagliardi, A. Pecchia, T. A. Niehaus et al..
Quasiparticle correction for electronic transport in molecular wires.
 J. Computational Electronics, **6**:345-348, 2007.






Export as: [BibTeX](#), [XML](#)

A publication list during the edit mode.




Year: ... , 2007, **2008**, 2009

Articles:

1. Q. S. Li, R. Q. Zhang, S. T. Lee et al.
Amine-capped silicon quantum dots
Appl. Phys. Lett., **92**:053107, 2008. 
2. X. Wang, R. Q. Zhang, S. T. Lee et al.
Anomalous Size Dependence of the Photoluminescence in reconstructed Silicon Nanoparticles
Appl. Phys. Lett., **93**:243120, 2008. 
3. P. Deák, B. Aradi, Th. Frauenheim and A. Gali
Challenges for ab initio defect modeling
Mater. Sci. Eng. B, **154-155**:187, 2008. 
4. T. Lohner, A. Pongrácz, N. Q. Khánh, O. H. Krafcsik et al.
Comparative investigation of the Si/SiO₂ interface layer containing SiC crystallites using spectroscopic ellipsometry, ion beam analysis and XPS
Phys. Stat. Sol. (c), **5**(5):1337-1340, 2008. 
5. T. A. Niehaus, N. H. March and S. Suhai
Correlated and idempotent Dirac first-order density matrices with identical diagonal Fermion density: a route to extract a one-body potential energy in TDDFT
J. Phys. A, 2008. to be published 

A publication list with import and export links

The inefficiency of H₂-passivation as a Criterion for the Origin of SiC/SiO₂ Deep Interface States - a Theoretical Study
Mater. Sci. Forum, **600-603**:723-726, 2009.

6. N. H. Moreira, G. Dolgonos, B. Aradi et al.
Toward an accurate density-functional tight-binding description of zinc-containing compounds
Journal of Chem Theory Comput., ASAP, 2009. 

Publications (this year / total): 6 / 423

Import from: [BibTeX](#), [XML](#)

Export as: [BibTeX](#), [XML](#)

The frontend publication reference editor.

Record editing

Save Cancel Syntax help
Delete

Required fields

Bibliography type: Article Update form

Citation ID (BibTeX): XuFRZF2009 Generate new id

Author(s):

	Forename	Surname
1	<input style="width: 95%;" type="text" value="H."/>	<input style="width: 95%;" type="text" value="Xu"/> ▼
2	<input style="width: 95%;" type="text" value="W."/>	<input style="width: 95%;" type="text" value="Fan"/> ▼ ⌕
3	<input style="width: 95%;" type="text" value="A. L."/>	<input style="width: 95%;" type="text" value="Rosa"/> ▼ ⌕
4	<input style="width: 95%;" type="text" value="R. Q."/>	<input style="width: 95%;" type="text" value="Zhang"/> ▼ ⌕
5	<input style="width: 95%;" type="text" value="Th."/>	<input style="width: 95%;" type="text" value="Frauenheim"/> ▼
+ -		

Title: Hydrogen and oxygen adsorption on ZnO nanowires: A first-principles study (selected for the Virtual Journal of Nanoscale Science and Technology)

Journal: Phys. Rev. B

Date (Y - M - D): 2009 - - - -

State: published ▼

Optional fields

Volume: 79

Number:

Pages: 073402

Note:

User manual

Installation

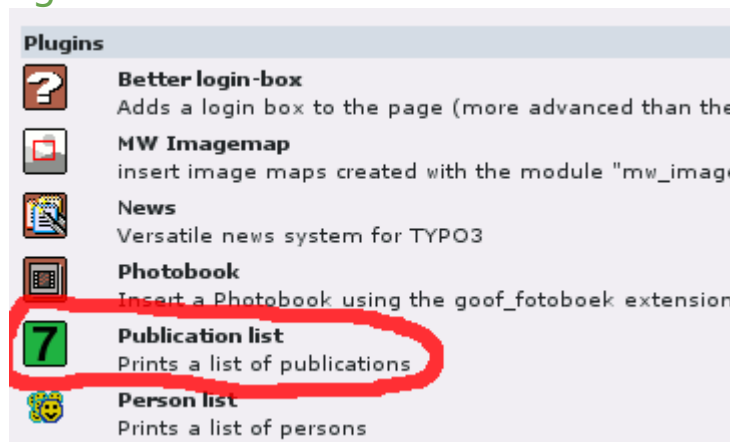
The extension should be installed with the Typo3 extension manager. During the installation some database tables will be created and the list view plugin should appear in the plugin list afterwards.

To actually insert or edit a publication reference it is recommended to use the frontend editor of the list view plugin.

A note for admins:

PDF text searching has additional software requirements which are described in the **Administration** section.

The list view plugin

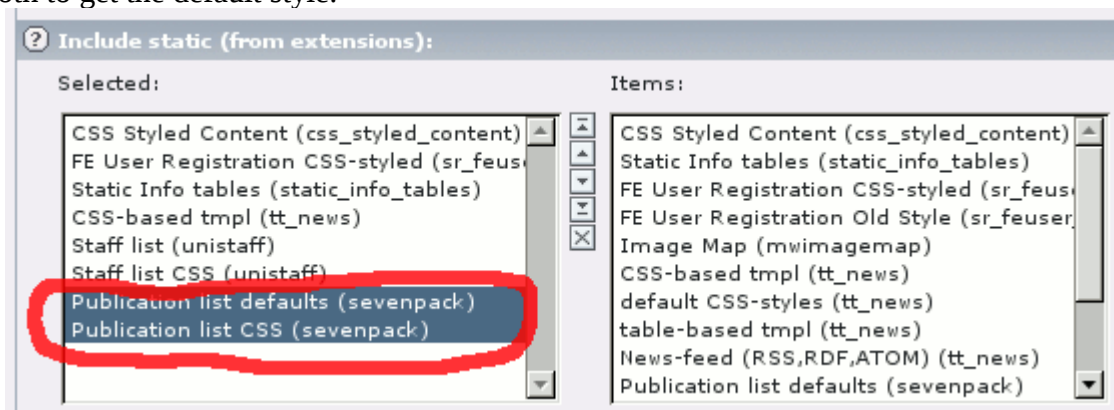


The frontend list view plugin shows a list of publication references and optionally offers an editor for adding new and editing existing publication references.

Before inserting the plugin into a page the default configuration and the default style should be loaded into the page template. To do so open the TypoScript template of the base page and go to the field **Include static (from extensions)**. Here the following two items should be listed.

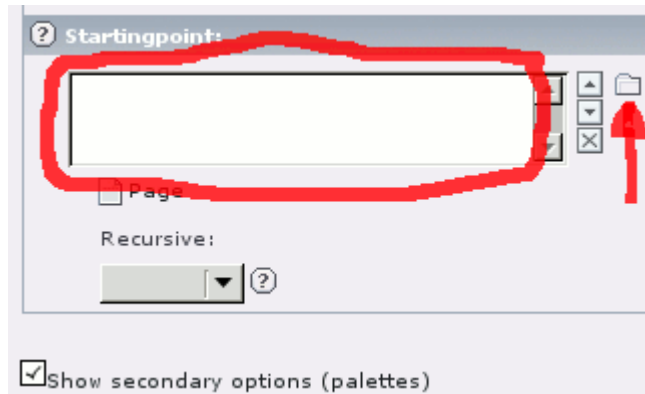
- Publication list defaults (sevenpack)
- Publication list CSS (sevenpack)

Select both to get the default style.

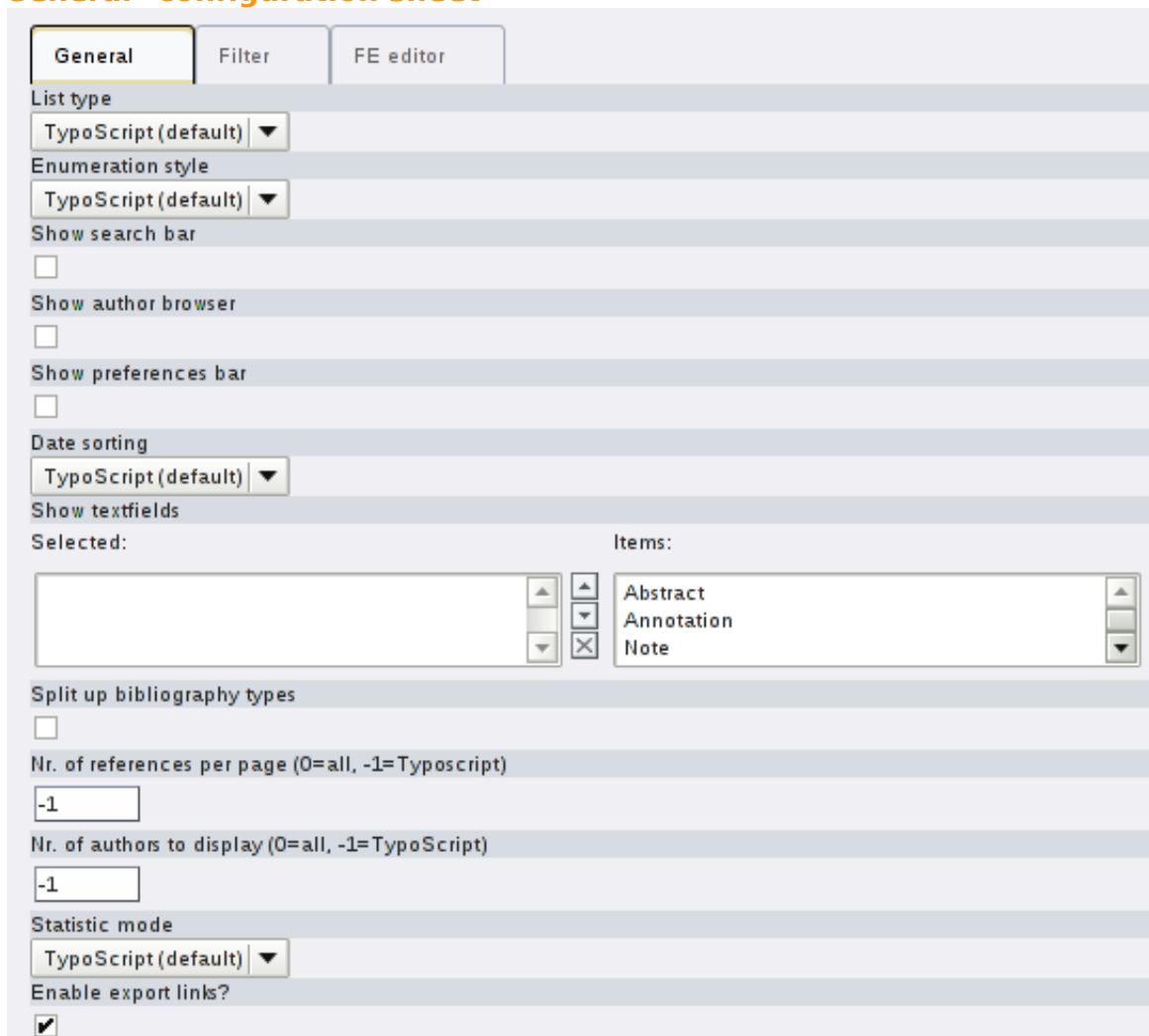


Now go to the page where the list should appear and insert the **Publication list** frontend plugin. The most important thing to configure afterwards is the storage folder for publication references. Simply choose a storage folder in the **Startingpoint** field of the plugin. You can also select multiple storage folders or

use recursive folder lookup (enable secondary options). If no folder is selected the current page will be used.



The "General" configuration sheet



The general arrangement of the references in the list is defined by the **List type**.

TypoScript (default)

The list type is read from the variable
`plugin.tx_sevenpack_pil.display_mode`

Simple

A simple top down list.

Year split

A simple top down list with year separators that show the year of the following references respectively.

Year navigation

This shows only publications of a selected year and a navigation bar where the year can be chosen.

The **Enumeration style** defines the symbol or number that will show up in front of each references.

TypoScript (default)

The enumeration style is determined from the variable `plugin.tx_sevenpack_pil.enum_style`

Count (page)

The running number of all references on the current page. In the simple mode this means all references that pass the filter whereas in the Year navigation mode this means all publications in the selected year.

Count (all)

In the simple mode this equivalent to **Count (page)** whereas in the **Year navigation** mode this is the running number of all publications in *all* years.

Bullet

This shows a single bullet.

None

This shows no symbol at all.

File Icon

This a file icon which is a link when `file_url` is set

Show search enables the search bar.

Show author browser enables the author browser bar.

Show preferences bar enables the preferences bar which e. g. allows to select the number of displayed references per page.

By default the references are sorted with respect to the following database fields.

1. year
2. bibtype
3. month
4. day

If **Split up bibliography types** is selected the sorting is performed in th following order

1. bibtype
2. year
3. month

4. day

and a bibliography type separator is inserted for each bibliography type. The **Date sorting** determines if the sorting by the date fields is performed ascending or descending.

TypoScript (default)

The date sorting order is read from the variable
`plugin.tx_sevenpack_pil.date_sorting`

Descending

Descending sorting (newest on top)

Ascending

Ascending sorting (oldest on top)

Only if **Show abstracts** is selected abstracts of references will be displayed.

Nr. of references per page can be set to a value greater than zero to not show all references at once but to show them page wise. The value determines the number of references on each page. A value of zero means to show all references and if the value is -1 then the number will be read from the TS variable `plugin.tx_sevenpack_pil.items_per_page`.

Some publications have a long authors list which can be stripped down to only the first n authors by **Nr. of authors to display**. In case a publication has more authors than that the exceeding authors will be abbreviated with *et al.*. A value of zero means to show all authors and if the value is -1 then the number will be read from the TS variable `plugin.tx_sevenpack_pil.max_authors`.

Some statistics can be displayed at the bottom of the publication list. The **Statistic mode** determines what should be displayed.

TypoScript (default)

The statistic mode is read from the variable
`plugin.tx_sevenpack_pil.stat_mode`

None

No statistics

Total

Show the total number of publications

Year / Total

Show number of publications in this year and the total number of publications. This mode only works in the **Year Navigation** list type. It falls back to **Total** in all other list types.

The **Enable export links** switch enables the export links at the bottom of a publication list.

The "Filter" configuration sheet

In the **Filter** sheet several filters can be applied to the publication list to e. g. select only publications of a certain author in a certain year range. Thereby each filter has to be enabled with a check button and configured by one or more rule fields. Most of the filter rule fields are quite self explaining.

Year(s)

Years and year ranges must be comma separated. A year is simply a year e. g. 2008 but a year range can have one of three different appearances.

- 2001–2012: All references from inclusive 2001 to inclusive 2012.
- -2002: All references up to inclusive 2002.
- 2004-: All references from inclusive 2004 on.

Year matches are interpreted as "The publication was in one of the given years". A year filter rule could look like this

```
2003, -2002, 2004, 2005-2006
```

which is an inefficient version of

```
-2006
```

Author(s)

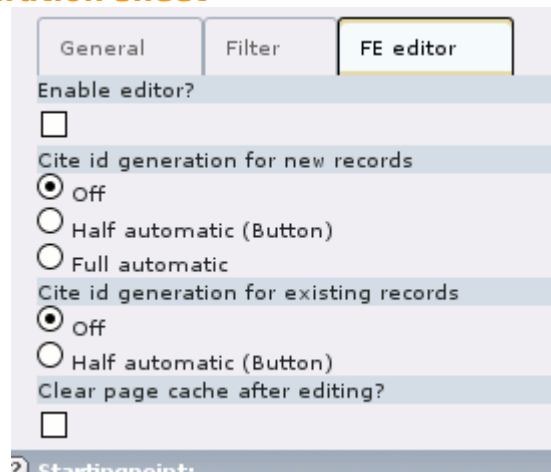
Author names must be separated by a new line.

- If no comma is present in a line then the string is interpreted as the `surname`.
- If a comma is present then the string before the comma is interpreted as the `surname` and the string behind the comma is interpreted as the `forename` or `given name`.

If the **Author filter rule** is **OR** a publication must have at least one of the authors to be displayed. If it is **AND** then the publication list must include all of the authors to be displayed.

The selected authors can be highlighted if **Highlight selected authors** is activated. This even works when the author filter is not enabled.

The "FE editor" configuration sheet



This sheet configures the frontend editor which is described in more detail later.

The frontend editor

The frontend editor can be either used by logged in backend users or by frontend users that belong to a certain group which must be configured in the TypoScript template. In either case

- the editor must be enabled in the list view plugin configuration sheet.

Activation and configuration in the backend FlexForm

Once the list view plugin is inserted into a page open the plugin configuration and select the sheet **FE Editor**. Activate the check button named **Enable editor?** to enable the editor on this page.

The cite id generation options in the **Fe editor** sheet control whether the citeid of a publication should be generated automatically on demand by a button press or not at all. This can be configured for new and existing entries separately.

It is always a good idea to clear the page cache of the current page after editing or inserting a reference. Only then it will show up for all viewers of the web page immediately. To let the editor clear the page cache of the current page automatically activate the check button named **Clear page cache after editing?**.

Getting to the editor as a backend user

Simply logs in into the backend and then opens a second window or tab for the frontend list view where the edit icons should turn up. Sometimes a forced reload of the frontend page is required to make the edit icons appear (caching). To do so hold down the **Shift** key and click the **Reload** button of your browser.

Some notes for the administrator.

The user group must have modification rights for the sevenpack tables. This must be enabled in the Typo3 group administration.

Generally the listing of sevenpack tables should be disabled since this would encourage users to use the backend to edit Publications. Because of the partially normalized database layout this could mess up the sevenpack database.

Getting to the editor as a frontend user

As a frontend user simply log in and go to the page where the list view plugin is installed. The edit icons should now appear beneath the publication reference entries. Sometimes a forced reload of the frontend page is required to make the edit icons turn up (caching). To do so hold down the **Shift** key and click the **Reload** button of your browser.

Some notes for the administrator.

The frontend user groups that should be allowed to use the editor must be configured in the TypoScript template by setting the variable

```
plugin.tx_sevenpack_pi1.FE_edit_groups
```

to a comma separated list of frontend user group ids or to 'all'.

Here is an example that allows users in the group 34, 76 and 145 to use the editor.

```
plugin.tx_sevenpack_pi1 {
    FE_edit_groups = 34,76,145
}
```

Using the editor

Once you're logged in into the backend reload the publication page in a second window and some edit icons should turn up.

Creating a new reference

In the right top of the publication page (plugin) there should turn up a plus icon. Click it to add a new publication reference.

Edit/Hide a reference

Beneath each reference there should be two buttons. One is for *hiding* the reference the other one is for *editing* the reference.

Deleting a references

Only the frontend reference editor holds a button which will delete a reference.

Both saving and deletion of a publication reference must be confirmed in the editor.

The reference editor itself should be quite self explaining.

Custom citeid generators

There is one default citeid generator provided with this plugin but you can create your own as well. To do so create a copy of the example citeid creator file

EXT:sevenpack/res/class.tx_sevenpack_citeid_generator_ext.php and adjust it to your needs. Don't edit the name of the generator class since this is the class name sevenpack will look for. Then tell sevenpack with the TypoScript variable

```
plugin.tx_sevenpack_pi1.editor.citeid_generator_file
```

where your generator is stored. Here is a TypoScript example.

```
plugin {
    tx_sevenpack_pi1 {
        editor {
            citeid_generator_file = /fileadmin/my_citeid_generator.php
        }
    }
}
```

Single view

The single view must be enabled with TypoScript. The Reference Section has an example how to do this.

Administration

Searching in pdf files

Sevenpack allows to search in the text of pdf files by caching the textual content of the pdf file in a database field. This requires a pdf text extraction utility called **pdftotext** to be installed on the server which runs the Typo3 system. **pdftotext** is part of the **xpdf** or **xpdf-utils** package. Neither **xpdf** nor **pdftotext** are part or extensions of Typo3 or PHP but independent programs that must be installed by the administrator of the underlying operating system.

The automatic pdf text extraction can be enabled in the TypoScript template. In the **Configuration/Reference** section there is a description of the necessary variable settings for that under `plugin.tx_sevenpack_pi1.editor.full_text`.

Please note that the text extraction only works when using the frontend editor. If the backend is used to edit or add a reference entry then the pdf-text-cache-field does not get updated or filled at all.

Database layout since version 0.1

The sevenpack database consists of three tables which are as follows.

- `tx_sevenpack_references`
- `tx_sevenpack_authors`
- `tx_sevenpack_authorships`

`tx_sevenpack_references` contains most information e. g. title, publisher, citeid, url, etc. but not the authors. Author names are stored in `tx_sevenpack_authors` and authorships of a publication are stored in `tx_sevenpack_authorships`. This means `tx_sevenpack_authorships` connects between `tx_sevenpack_references` and `tx_sevenpack_authors`.

Useful SQL queries

The following SQL queries may be handy to analyse or modify the publication reference database.

- *Show all author names*

```
SELECT pid,surname,forename
FROM tx_sevenpack_authors
ORDER BY pid,surname;
```

- *Show the authors of a publication with id XXX*

```
SELECT tx_sevenpack_authors.surname,tx_sevenpack_authors.forename
FROM tx_sevenpack_authors
JOIN tx_sevenpack_authorships
ON tx_sevenpack_authorships.author_id=tx_sevenpack_authors.uid
JOIN tx_sevenpack_references
ON tx_sevenpack_authorships.pub_id=tx_sevenpack_references.uid
WHERE tx_sevenpack_references.uid=XXX
ORDER BY tx_sevenpack_authorships.sorting;
```

- *Show the number of authors per publication*

```
SELECT tx_sevenpack_references.uid, count(tx_sevenpack_authors.uid)
FROM tx_sevenpack_authors
JOIN tx_sevenpack_authorships
ON tx_sevenpack_authorships.author_id=tx_sevenpack_authors.uid
JOIN tx_sevenpack_references
ON tx_sevenpack_authorships.pub_id=tx_sevenpack_references.uid
WHERE tx_sevenpack_references.deleted=0
GROUP BY tx_sevenpack_references.uid;
```

- *Show the number of publications per author*

```
SELECT tx_sevenpack_authors.pid,
tx_sevenpack_authors.surname,
tx_sevenpack_authors.forename,
count(tx_sevenpack_references.uid)
FROM tx_sevenpack_authors
JOIN tx_sevenpack_authorships
ON tx_sevenpack_authorships.author_id=tx_sevenpack_authors.uid
JOIN tx_sevenpack_references
ON tx_sevenpack_authorships.pub_id=tx_sevenpack_references.uid
WHERE tx_sevenpack_references.deleted=0
GROUP BY tx_sevenpack_authors.uid
ORDER BY tx_sevenpack_authors.pid,
tx_sevenpack_authors.surname;
```

Configuration

Customization

Sevenpack can be heavily customized. For a starting point have a look at

- CSS (Your style sheets). Simply override the sevenpack default styles.
- TypoScript
 - The default TypoScript setup in `pi1/static/default/setup.txt`
 - The `plugin.tx_sevenpack_pi1.field` wraps
 - The `plugin.tx_sevenpack_pi1.label` wraps
- The HTML template

Reference

plugin.tx_sevenpack_pi1

There are many TypoScript variables that adjust the behaviour of the list view plugin. At this place only the most important will be listed. For a more complete list check the static include file `EXT:sevenpack/pi1/static/default/setup.txt`.

Property:	Data type:	Description:	Default:
authors	array	-> authors. Author string configuration	
authorNav	Array	Configures the author navigation bar -> authorNav	
charset	String	The character set that will be used in some operations	UTF-8
debug	boolean	Enables the debug mode. This prints a lot debug information in the frontend.	
display_mode	integer	The list display mode. 0: Simple 1: Year split 2: Year navigation This is only used if "TypoScript" is selected in the FlexForm.	0
classes	Array	-> classes. Some CSS classes	

Property:	Data type:	Description:	Default:
date_sorting	integer	The date sorting rule. 0: descending 1: ascending This is only used if “ <i>TypoScript</i> ” is selected in the FlexForm.	0
editor	Array	-> editor. The FE editor configuration.	
enum	Array	-> enum. Enumeration wraps	
enum_style	integer	The enumeration style. 1: Count all on page 2: Count all 3: Bullet 4: None 5: File Icon This is only used if “ <i>TypoScript</i> ” is selected in the FlexForm.	2
export	Array	-> export. The export link configuration.	
FE_edit_groups	String	A comma separated list of frontend user group ids that are allowed to access the frontend editor. Also can be 'all' to allow all fe groups.	
field	Array	-> field. Contains stdWraps for all printable database fields.	
import	Array	-> import. The import link configuration.	
items_per_page	integer	The maximal number of items (references) that should be displayed on a page at once. 0 means all. It is used only if the FlexForm option is set to -1.	12

Property:	Data type:	Description:	Default:
max_authors	integer	The maximal number of authors to display. 0 means all It is used only if the FlexForm option is set to -1.	0
pageNav	Array	-> pageNav Configures the page navigation bar	
prefNav	Array	-> prefNav Configures the preferences navigation bar	
reference	stdWrap	A wrap around the reference data parts. Replaces the <code>####REFERENCE_WRAP####</code> markers.	
restrictions	Array	-> restrictions Restricts some content to user groups and content type	
searchNav	Array	Configures the search navigation bar -> searchNav	
single_view	Array	Configures the single view -> single_view	
stat_mode	integer	The statistics mode 0: None 1: Total 2: Year / Total This is only used if "TypoScript" is selected in the FlexForm.	0
template	resource	The HTML template file for the list view	
yearNav	Array	The (visual) year navigation configuration. See the static include file for more details.	

Examples:

- Set the html-template

```
plugin.tx_sevenpack_pi1 {
    template = /fileadmin/templates/my_sevenpack.tpl
}
```

- Change the all number wrap

```
plugin.tx_sevenpack_pi1 {
    enum.all.wrap = <span>|</span>
}
```

plugin.tx_sevenpack_pi1.authors

This array contains some values that influence the author string generation.

Property:	Data type:	Description:	Default:
forename	stdWrap	Forename wrap	
highlight	stdWrap	Author highlightning wrap	
separator	string/stdWrap	Author separator and its wrap	
surname	stdWrap	Surname wrap	
template	string	Full author name template string. Should contain <code>####FORENAME###</code> and <code>####SURNAME###</code> . The default string expects a spacing wrap of around the surname.	<code>####FORENAME#####</code> <code>#SURNAME###</code>
url_icon_fields	string	A comma separated list of fields that must be set before a link can be created.	url
url_icon_file	Resource	The image file to use as a link icon	
url_icon	stdWrap	The wrap around the icon image.	

In this example the author field `fe_user_id` is used to create a link

```
plugin.tx_sevenpack_pi1.authors {
    url_icon_fields = fe_user_id
    url_icon.typolink {
        # Unset default value
        parameter.field >
        # A Page id
    }
}
```

```

parameter = 42
# Append the fe_user_id parameter
additionalParams.field = fe_user_id
additionalParams.wrap = &tx_feuserlisting_pi1[showUid]=|
}
}
    
```

plugin.tx_sevenpack_pi1.authorNav

Here the author navigation bar is configured. Not all values are listed.

Property:	Data type:	Description:	Default:
template	Resource	The HTML template	

plugin.tx_sevenpack_pi1.pageNav

Here the page navigation bar is configured. Not all values are listed.

Property:	Data type:	Description:	Default:
template	Resource	The HTML template	

plugin.tx_sevenpack_pi1.prefNav

Here the preferences navigation bar is configured. Not all values are listed.

Property:	Data type:	Description:	Default:
template	Resource	The HTML template	
ipp_values	String	A comma separated list of available 'items per page' options	5,10,20,30,40,50
ipp_default	Integer	The default items per page value	10

plugin.tx_sevenpack_pi1.searchNav

Here the search navigation bar is configured. Only the most important values are listed.

Property:	Data type:	Description:	Default:
template	Resource	The HTML template	
abstracts.def	Bool	Default value for 'Search in abstract'	0
clear_start	Bool	If set to 1 no references will be shown when no search phrase is given	0
extra.def	Bool	Default value for 'Advanced search'	0
full_text.def	Bool	Default value for 'Search in Full text'	0

Property:	Data type:	Description:	Default:
rule.def	String	Default value for the search rule. Can be 'AND' or 'OR'	AND
separator.def	String	Default value for the search string separator. Can be 'none', 'space', 'semi' or 'pipe'	space

plugin.tx_sevenpack_pi1.field

Most fields can be wrapped with stdWrap. Additionally this default wrap can be overridden for specific bibtypes with a `plugin.tx_sevenpack_pi1.field.BIBTYPE.FIELD` statement.

The following example wraps the organization field with a `` but (and only) in case of a book with a `<div>`.

```
plugin.tx_sevenpack_pi1.field {
    organization.wrap = <span>|</span>
    book.organization.wrap = <div>|</div>
}
```

Basically every field can be wrapped. Here is a list of fields that are created from the database or have a different name there.

Property:	Data type:	Description:	Default:
author	stdWrap	Each author	
authors	stdWrap	All authors	
auto_url	stdWrap	The automatically generated url	
auto_url_short	stdWrap	The automatically generated shortened url	
editor_each	stdWrap	Each editor	
file_url_short	stdWrap	The short file url	
web_url_short	stdWrap	The short web url	
web_url2_short	stdWrap	The short web url 2	

To wrap the forename or surname check the `plugin.tx_sevenpack_pi1.authors` array.

To avoid (or create?) confusion it may happen that in the output something looks like a field wrap but actually is defined in the html templated used by sevenpack.

More examples:

- Wrap **title** and the whole **authors** string and each **author**

```
plugin.tx_sevenpack_pi1 {
    field.title.wrap = TITLE --- | --- TITLE
    field.authors.wrap = AUTHORS --- | --- AUTHORS
    field.author.wrap = <b>|</b>
}
```

plugin.tx_sevenpack_pi1.restrictions.TABLE.FIELD_NAME

Each field from each sevenpack tables can be restricted to specific FE user groups. The table names are not literally but abbreviated with

- 'ref' for 'tx_sevenpack_references' and
- 'authors' for 'tx_sevenpack_authors'

The interpreted restriction values are listed below.

Property:	Data type:	Description:	Default:
hide_all	Bool	Always hide this field. The fields is revealed when FE_user_groups is set and matches.	
hide_file_ext	String	Hide on string ending. Comma separated values of string endings. E.g. '.pdf,.ppt'	
FE_user_groups	String	'all' or a comma separated list of fe_user group ids. E.g. '12,45,76'	

Examples:

- file_url only gets displayed if it does not end with '.pdf' or '.ppt'

```
plugin.tx_sevenpack_pi1 {
    restrictions.ref {
        file_url.hide_file_ext = .pdf,.ppt
    }
}
```

- The same but now all logged in frontend users are allowed to see the file links

```
plugin.tx_sevenpack_pi1 {
    restrictions.ref {
        file_url.hide_file_ext = .pdf,.ppt
        FE_user_groups = all
    }
}
```

- This is a more elaborated example where many fields are hidden for users that are not logged in.

```
temp.sevenpack_fe_grp = 2

temp.sevenpack_restrict {
    hide_all = 1
    FE_user_groups < temp.sevenpack_fe_grp
}

plugin.tx_sevenpack_pi1 {
    restrictions {
        ref {
            file_url < temp.sevenpack_restrict
            DOI < temp.sevenpack_restrict
            web_url < temp.sevenpack_restrict
            web_url2 < temp.sevenpack_restrict
        }
        authors {
```

```

url < temp.sevenpack_restrict
fe_user_id < temp.sevenpack_restrict
}
}
}

```

plugin.tx_sevenpack_pi1.classes

Here some CSS classes are defined.

Property:	Data type:	Description:	Default:
author_highlight	CSS class	CSS class for (filtered) author highlightning.	tx_sevenpack-author_hl
even	CSS class	CSS class for even rows.	tx_sevenpack-item_even
odd	CSS class	CSS class for odd rows.	tx_sevenpack-item_odd

plugin.tx_sevenpack_pi1.single_view

This array configures the single view.

Property:	Data type:	Description:	Default:
all_labels	stdWrap	Wraps the field labels	wrap = :
dont_show	String	A list of comma separated field names that should not be displayed	uid,pid,in_library,... Check the static include file
field_wrap	Array	This is the same as the tx_sevenpack_pi1.field array but overrides the values from there for the dingle view.	
template	Resource	Defines the HTML template file	EXT:sevenpack/res/tem plates/single_view.html
title	stdWrap	Wrap for the title string in the HTML template ####SINGLE_VIEW_T ITLE####	
post_text	String / stdWrap	Some text & wrap can be set here. It will be inserted in the HTML template for the marker ####POST_TEXT####	empty
pre_text	String / stdWrap	The same as post_text but for the marker ####PRE_TEXT####	empty

The following example wraps the title in the list view with a link to the single view.

Inside the single view the wrap gets overridden with a wrap that does nothing since a link there would not make too much sense.

```

plugin.tx_sevenpack_pi1 {
  # Wraps the title with a link to the single view
  field {
    title.single_view_link = 1
  }

  single_view {
    # Overrides any wrap from field.title
    field_wrap.title.wrap = |
  }
}

```

plugin.tx_sevenpack_pi1.editor

These options configure the frontend editor and the list view in edit mode.

Property:	Data type:	Description:	Default:
default_pid	integer	The uid of the default publication storage folder. This is useful if there are multiple storages to read from but only one into which new publications should go.	
delete_no_ref_authors	Bool	Delete authors without publications after a publication save	1
field_default.XXX	Array	This array defines the default values for new entries. E.g. field_default.in_library = 1 sets all new entries to be in the library. This works for most fields but not for the authors field.	
full_text	Array	Configures the full text extraction ->full_text	
list	Array	Configures the list view in edit mode	
no_edit	Array	Configures which fields should not be allowed to be edited -> no_edit	
no_show	Array	Configures which fields should not be shown -> no_show	

Property:	Data type:	Description:	Default:
warnings	Array	Which data checks should be performed before save -> warnings	

Here is an example

```
plugin.tx_sevenpack_pi1.editor {
    # This is convenient when multiple storages are selected
    default_pid = 12345
    field_default {
        note = This book is in the library
        in_library = 1
    }
}
```

plugin.tx_sevenpack_pi1.editor.full_text

These options configure the full text extraction from PDF files to the full_text field which can be searched.

Property:	Data type:	Description:	Default:
pdftotext_bin	Resource	Absolute path to the pdftotext binary	/usr/bin/pdftotext
tmp_dir	Directory	Directory where temporary text files will be created	/tmp
max_num	Integer	The maximal number of caches to update in one turn.	100
max_sec	Integer	The maximal number of seconds to spend for updating full text caches.	5
update	Bool	Enables automatic text extraction from PDFs during save or import of publication references by the FE editor.	0

Here is an example

```
plugin.tx_sevenpack_pi1.editor.full_text {
    # Activate text extraction for full_text field
    update = 1
    # Set a custom pdftotext binary
    pdftotext_bin = /usr/local/bin/pdftotext
}
```

plugin.tx_sevenpack_pi1.editor.list

Here the behaviour of the list view in the edit mode is configured

Property:	Data type:	Description:	Default:
warnings.file_nexist	Bool	Enable a 'file does not exist' warning if a local file does not exist	1

plugin.tx_sevenpack_pi1.editor.no_edit

With no_edit fields can be set not editable in the FE editor. The fields and values still get displayed. Have a look at the no_show variable if fields should be hidden completely.

Property:	Data type:	Description:	Default:
FIELD_NAME	Bool	If set to 1 then the field FIELD_NAME can't be edited in the FE editor	0

Here is an example

```
plugin.tx_sevenpack_pi1.editor.no_edit {
    # The citeid should not be touched by editors
    citeid = 1
}
```

plugin.tx_sevenpack_pi1.editor.no_show

no_show allows to hide fields in the FE editor completely.

Property:	Data type:	Description:	Default:
FIELD_NAME	Bool	If set to 1 then the field FIELD_NAME doesn't show up in the FE editor	0

An example

```
plugin.tx_sevenpack_pi1.editor.no_show {
    # We don't use the library fields, so please hide them
    extern = 1
    reviewed = 1
    in_library = 1
    borrowed_by = 1
}
```

plugin.tx_sevenpack_pi1.editor.warnings

Before saving the FE editor performs some data checks. These can be enabled/disabled here.

Property:	Data type:	Description:	Default:
empty_fields	Bool	Check if all required fields have a value	1
file_nexist	Bool	Check if a local file in 'file_url' exists	1
double_citeid	Bool	Check if an other reference with the same citeid exists	1

Here is an example

```
plugin.tx_sevenpack_pi1.editor.warnings {
    # Disable the 'empty fields' check
    empty_fields = 0
}
```

plugin.tx_sevenpack_pi1.enum

Property:	Data type:	Description:	Default:
all	String/stdWrap	Wrap for 'Count all' enumeration	String: ###I_ALL### Wrap: .
bullet	String/stdWrap	Wrap for 'Bullet' enumeration	String: • Wrap:
empty	String/stdWrap	Wrap for 'Empty' enumeration. (Not used)	
file_icon	String/stdWrap	Wrap for 'File Icon' enumeration	String: ###FILE_URL_ICON### Wrap: <div class="tx_sevenpack-file_url_icon"> </div>
file_icon_image	stdWrap	Wrap for the link image	A typolink for 'file_url'
page	String/stdWrap	Wrap for 'Count page' enumeration	String: ###I_PAGE### Wrap: .

plugin.tx_sevenpack_pi1.export

Property:	Data type:	Description:	Default:
enable_export	Comma separated values	Which export links should be available in the list view: 'bibtex' - BibTeX 'xml' - Sevenpack XML	bibtex,xml
FE_groups_only	String	This can be a comma separated list of FE user group uids which are allowed to export only. Can also be 'all' to allow any logged in user.	
bibtex	stdWrap	The wrap for the BibTeX export link	
label	String & stdWrap	The export label and its wrap	
path	resource	The path where the export files will be stored	

Property:	Data type:	Description:	Default:
separator	String & stdWrap	The export link separator string and its wrap	
xml	stdWrap	The wrap for the XML export link	

plugin.tx_sevenpack_pi1.import

Property:	Data type:	Description:	Default:
bibtex	stdWrap	The wrap for the BibTeX import link	
label	String & stdWrap	The import label and its wrap	
separator	String & stdWrap	The import link separator string and its wrap	
xml	stdWrap	The wrap for the XML import link	

The HTML templates

In construction of the list view all data from the database is merged into HTML templates which consists of blocks which are displayed or merged one into another depending on the situation. The location of the HTML template files in the local file system is set by the TypoScript variable `plugin.tx_sevenpack_pi1.templates` and in the `plugin.tx_sevenpack_pi1.xxxNav.template` variables.

Tutorial

None so far.

Known problems

None so far.

To-Do list

These are some thoughts of what could be done.

1. An administration backend plugin

Changelog

The changelog is kept in the ChangeLog file in the plugin root directory.