



BYAS SENSATION SYSTEM

DISCOVER

A NEW, PERFECT

*you* 

PRODUCT INFORMATION AND USER MANUAL



## BYAS SENSATION SYSTEM

Today, modern technology enables optimum skin rejuvenation results to be achieved with gentle methods that are kind to the skin and tissue. The pioneer of this Natural Skin Rejuvenation development is **BYAS SENSATION**.

*D*ISCOVER A NEW, PERFECT YOU.


**BYAS** stands for the perfect symbiosis between nature and technology. The Bionic Youth Activating System combines the newest developments in global health research into natural active ingredients with the best technological and scientific findings, and always with the goal of being as simple and natural and, at the same time, as effective as possible.

**The BYAS SENSATION SYSTEM is a holistic, highly-effective and multi-phase action concept that is individualised by the BIOS AGE™ factor, and is thus tailored to your personal application plan.**

This brochure is intended to help you achieve the best possible application success with the **BYAS SENSATION SYSTEM**.

Discover the true beauty secret of the stars. Revolutionary, highly-effective and affordable. Now also available for you.

## BYAS SENSATION



# C

## ONTENTS

FACE LIFTER 2	03
BYAS APPLICATION	15
BYAS SPECIAL PRODUCTS	33
BYAS 30 WEEKS PLAN	45
NOTES AND TECHNICAL SPECIFICATIONS	49



# THE BYAS SENSATION FACE LIFTER

FOUR TECHNOLOGIES, ONE PERFECT SYSTEM.

The patented BYAS Face Lifter offers you professional technology in a mobile hand-held device for convenient and highly-effective use at home. The MST Multi-Synchronous Technology™ of the Face Lifter combines four technologies, which have been used successfully in specialist clinics and institutes for many years.\*

## IONTOPHORESIS

The Face Lifter uses the iontophoresis principle, in order to transport the ionised active ingredients of the BYAS special serums, for example, the highly effective hyaluronic and amino acid complex, through to the deeper skin layers. The moisture storage capacity of the connective tissue is increased considerably and collagen and elastin production is improved. **The skin becomes soft and elastic. Small wrinkles are evened out and deeper wrinkles are reduced overall.**

## EMS

In addition, the Face Lifter uses EMS (electrical muscle stimulation). EMS stimulates muscle contraction. In this way, not only are the face's wrinkles reduced but its natural modelling is also restored. **The skin becomes firmed up, as the muscles are additionally strengthened and developed.**

## MICROVIBRATION

The Face Lifter combines the microvibration method, not only with iontophoresis but also with EMS applications. The microvibration method of the Face Lifter means a **deep massage** for the united cell structures of the skin. In addition, the overall structural cohesion of the tissue layers is improved.

## RADIO FREQUENCY

The Face Lifter uses the thermal effect generated by radio frequency waves in the tissue to remove fat deposits in the cheek, chin and neck area and therefore to remodel the natural face line. The energy frequency waves strengthen **the metabolism of the fatty tissue and therefore promotes fat breakdown.**



FOUR TECHNOLOGIES,  
ONE PERFECT SYSTEM.



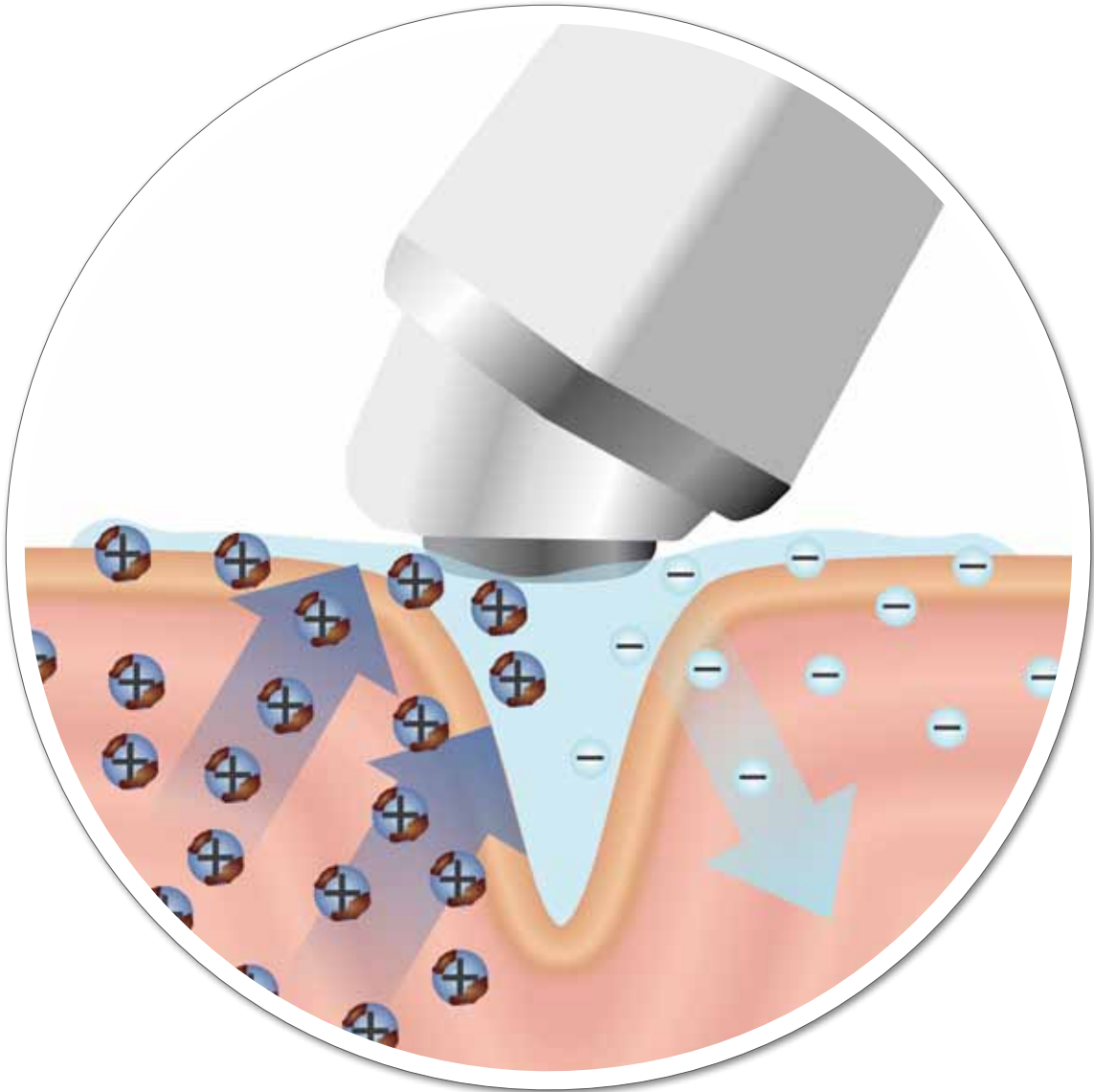
# THE BYAS SENSATION MULTI-PHASE ACTIVE SYSTEM

## PHASE 1: CLEAN & PREPARE

To make the skin ready for the optimum introduction of the BYAS special active ingredients in the deeper skin layers, which here release their firming, regenerative effect, the skin is first cleansed intensively with the highly effective BIONIC DETOX SERUM.

In the BYAS SENSATION system impurities from deep in the skin pores reach the surface of the, drawn by means of iontophoresis. **The intensively cleaned skin is perfectly prepared to absorb the highly effective special active ingredients.**

At the same time the Face Lifter accelerates the negatively charged active ingredients of the BIONIC DETOX SERUM into the skin by means of iontophoresis with negative galvanic current. **This restores moisture to the skin, which it loses during the cleaning process.**



# THE BYAS SENSATION MULTI-PHASE ACTIVE SYSTEM

## PHASE 2: NOURISH & SMOOTHEN

Once the skin is optimally receptive, the positively ionised, active anti-aging ingredients of the BIONIC HYALURON SERUM infiltrate the deeper skin layers with positive galvanic current by means of iontophoresis with the Face Lifter.

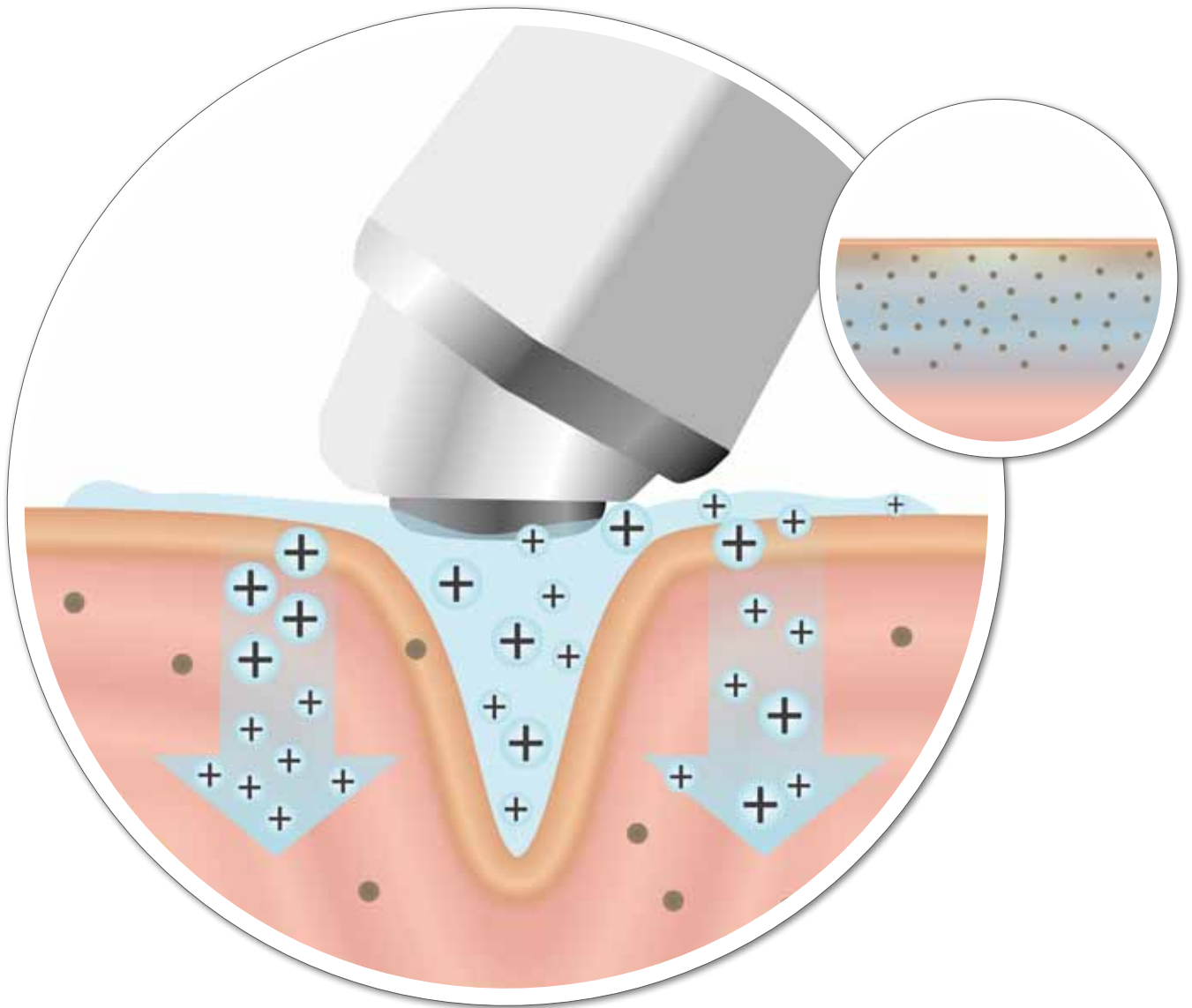
The BIONIC HYALURON SERUM is available in three variants. The serum that you are given for application is tailored in accordance with your BIOS AGE™ factor to match your individual skin needs. Each serum contains an exclusive active ingredients complex as a base, consisting of highly effective bimolecular hyaluronic acid with a specialized molecular structure. It also contains a special additive active ingredient complex which is also tailored to your individual BIOS AGE™ factor.

The infiltration of the hyaluron active ingredient complex has the following effects: The skin becomes more elastic because the body's own production of elastin and collagen is stimulated. The skin also receives more moisture. Hyaluronic acid has the ability to bond many times its own weight in moisture.

The skin looks youthfully fresh, has a firm tone and is incredibly soft just after just a few weeks.



*Tests by the University of Washington have shown: Iontophoresis increased the number of elastin fibres by 45%.*



# THE BYAS SENSATION MULTI-PHASE ACTIVE SYSTEM

## PHASE 3: FIRM UP & MODEL

The older we become the more our muscles lose their strength and grease also deposits in the body's tissue. The consequence: Fatty pockets form in the cheek, chin and neck areas and the skin begins to sag.

The Face Lifter strengthens flabby tissue and soft muscles through electrical muscle stimulation. Low frequency current pulses within the milliampere range, which are safe for humans, are guided directly to the muscles, which respond to them by contracting. When the pulse is "off" the muscles relax again. **This targeted stimulation strengthens the face muscles and develops them. The skin above them therefore becomes firmer.**

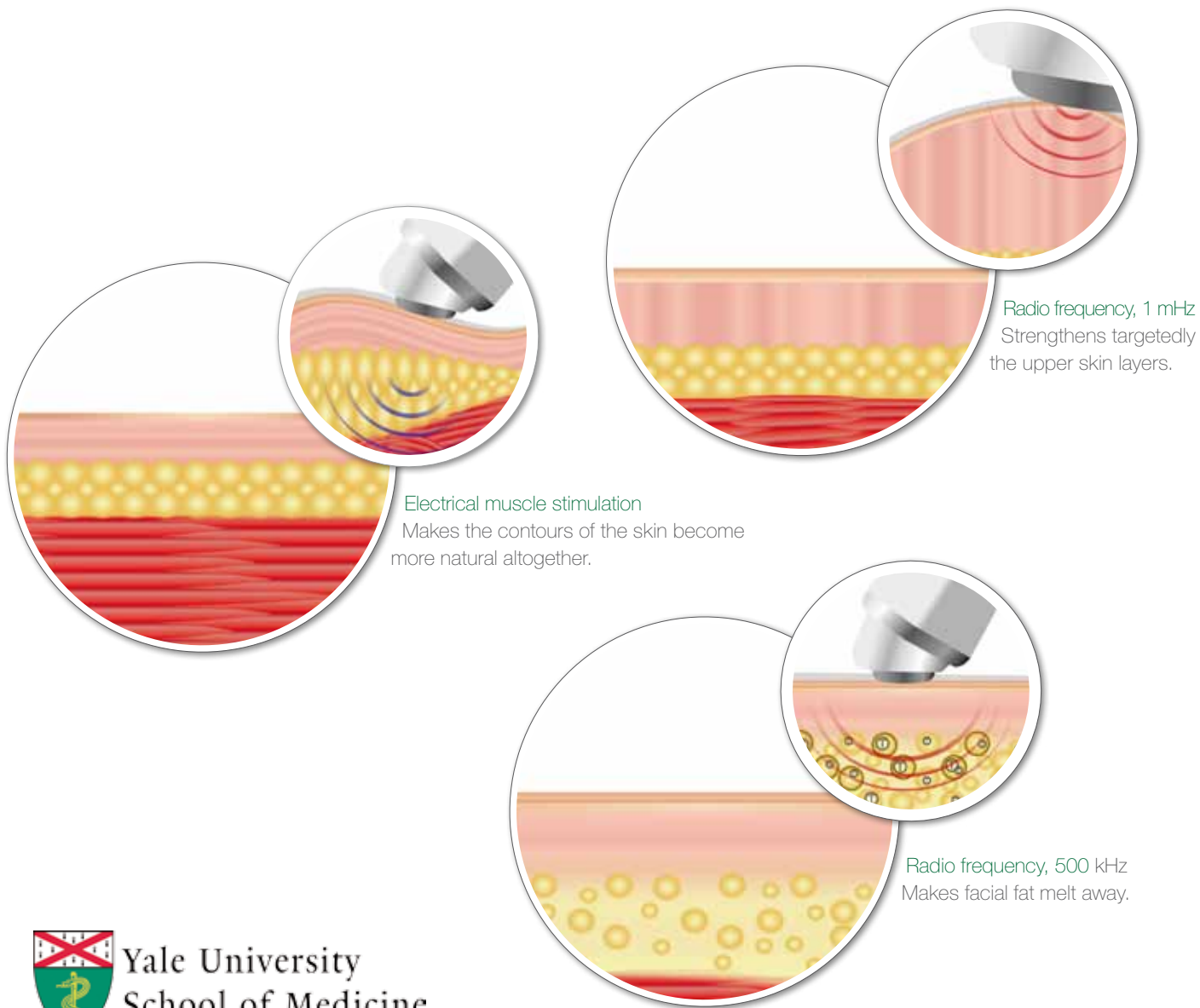
Facial fat, which is localised between the upper part of the subcutaneous fatty tissue and the lower part of the dermis, can also be broken down with the Face Lifter. The thermal effect of the radio frequency waves, which the Face Lifter emits with a frequency of 500 kHz, strengthens the overall metabolism of the fatty tissue and therefore promotes fat breakdown.

Radio frequency waves, which the Face Lifter emits with a frequency of 1 mHz, also cause warming of the collagen fibres in the dermal connective tissue; this causes their protein structures to change and contract. In this way the skin above them is also made firmer.

The effect of the radio frequency waves enhances the BYAS INTENSE FORMING GEL with its worldwide exclusive special LIPOrelease™ active ingredient complex and its particularly tissue-firming properties in a highly effective way.



*Clinical tests conducted at the University of Galway have shown: EMS increased the muscle volume in the face by almost 20 percent on average.*



Yale University  
School of Medicine

*Tests by Yale University of Medicine have shown:  
Radio frequency technology can safely and  
effectively help to rid the body of surplus fat.*

# THE BYAS SENSATION MULTI-PHASE ACTIVE SYSTEM

## PHASE 4: PROTECTION & RENEWAL

BYAS DAY CREME and BYAS NIGHT CREME, with their special combination of active marine algae ingredients ensure the perfect finish in the upper skin layers.

BYAS DAY CREME gives the skin the **optimum moisture finish** for the day. The selected combination of marine algae also powerfully counteracts free radicals, which are generated in the skin by harmful environmental effects, e.g. UV rays. Your skin looks fresh and radiant.

BYAS DAY CREME *for men* is **individually tailored to the increased moisturizing requirements of men's skin** and increases the ability of the skin overall to retain moisture by strengthening the skin's moisture shield (the hydro-lipid film).

The extraordinary active anti-aging combination of marine algae of the BYAS NIGHT CREME and BYAS NIGHT CREME *for men* **regenerates the skin at night. Your skin is bright and fresh in the morning.**



*Chondrus Crispus has the property of spreading a moisture-bonding protective film on the skin. Moreover, this alga is an excellent source of vitamins, minerals and phyto-ingredients, which support the skin.*



### BYAS DAY CREME *for men*

Perfect care finish during the day for the high demands of men's skin with a greater need for moisture.

### BYAS NIGHT CREME *for men*

Perfect regeneration overnight, so that your skin is radiant and fresh in the morning.



### BYAS DAY CREME

Perfect care finish during the day and a fresh, radiant glow.

### BYAS NIGHT CREME

Perfect regeneration overnight so that your skin is radiant and fresh in the morning.

# BRIEF OVERVIEW

FOR EASY USE OF YOUR FACE LIFTER  
HERE IS THE FIRST OVERVIEW.

The Face Lifter can be adjusted perfectly to the specific needs of your skin.

The Face Lifter has 2 iontophoresis programmes, 2 EMS programmes and 2 radio frequency programmes. The iontophoresis and EMS programmes work in parallel with the microvibration method. In all programmes you can choose between 3 intensity levels. In total, 18 programmes offer you maximum professional system care for your skin. Choose for yourself

Carry out applications with the Face Lifter only with the special BYAS products.

1. Select iontophoresis programmes

Cleans and cares for the deep skin layers

2. Select EMS programmes

Strengthens the face muscles

3. Programme time display

Integrated timer, which ends each programme safely

4. Activation symbol

Display of the current operating status (active, standby)

5. Select programme

2 main programmes each for iontophoresis, EMS and radio frequency

6. Select RF programme

Professional technology with 500 kHz to 1 mHz for fat breakdown and firming up tissue

7. Intensity display

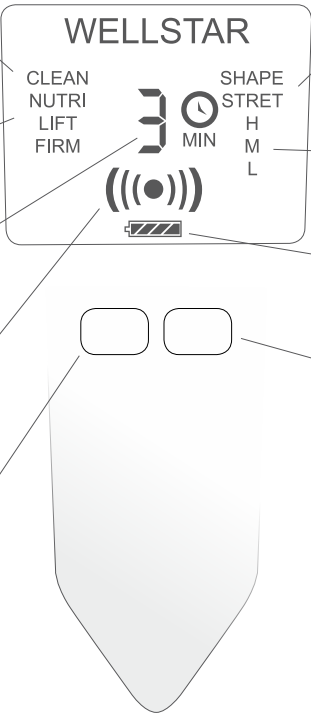
"Low", "Medium" and "High" intensity levels

8. Battery symbol

Display of the current charge state

9. Multifunction button

On/Off, pause & continue programmes select the intensity level





#### 10. Bipolar application discs

For transfer of the unique  
Multi Synchronous Technology™\*

#### 11. Temperature sensor

Maximum treatment safety through automatic  
cutout in case of overheating

#### 12. Base station

Do not start charging until the battery has fully  
discharged



### BIPOLAR APPLICATION DISCS

The latest generation of professional devices use two application discs positioned next to each other instead of one. The current flow necessary for iontophoresis therefore no longer has to pass through the whole body. It takes place directly between the application discs and therefore ensures more effective action and at the same time the effect on the skin is gentler.

# THE BYAS SENSATION APPLICATIONS

You should always note the following when you use the Face Lifter with the BIONIC DETOX SERUM, the BIONIC HYALURON SERUMS or the LIPOrelease™ GEL.

## General instructions

Clean your skin as usual before each application. Also remove your make-up. Only then, depending on the chosen programme, do you apply one of the special BYAS serums or the special LIPOrelease™ gel, either directly on the bipolar application discs of the Face Lifter or on the area of the skin to be treated.

Treat each half of your face with the programme for 1.5 minutes, one half after the other.

Ensure that there is always sufficient serum or gel under the bipolar application discs of the Face Lifter. If necessary, increase the amount used.

If the serum is worked into the skin completely during treatment, then always use additional serum.

**If your skin is very sensitive you should limit the recommended application frequency. Use the "medium" intensity level as the maximum level for your skin during the first few weeks.**

## Iontophoresis / EMS applications

After you have chosen an iontophoresis or EMS programme, continue the treatment as follows:

Place the bipolar application discs of the Face Lifter on the area of the skin to be treated and guide the Face Lifter, with slow, stroking movements, from the middle of the face outwards.

## Radio frequency applications

**If you have selected the radio frequency programme, always keep to the following treatment sequence:**

Place the bipolar application discs of the Face Lifter on the first part of the area of the skin to be treated. Press on the skin with medium pressure for 3 - 4 seconds. Then move the Face Lifter twice in a circular movement over the roughly plum-sized treatment area. Then place the application discs on the next part of the area of the skin to be treated. Repeat the whole process until you have completely treated the whole area of the skin. In this way you ensure the optimum effect of the Face Lifter when using it for radio frequency treatment of the face.

During the radio frequency treatment you do not notice any significant heat generation on your skin. This is because the radio frequency waves of the Face Lifter are especially matched to the face's skin. In this way they do not cause any excessive heat sensation in the sensitive receptors, especially those in the upper skin layers, but they nonetheless stimulate effective breakdown of subcutaneous fat deep under the skin and cause the collagen fibres in the connective tissue to become firmer.



# CLEANSING

EFFECTIVE CLEANING DEEP UNDER THE SKIN.

Iontophoresis programme CLEAN

Product:

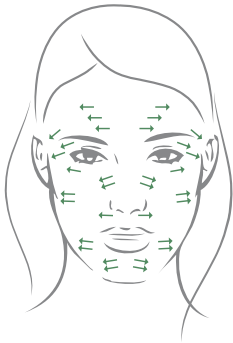
BIONIC DETOX SERUM

Application type:

Main programme

Application duration:

3 minutes



Ensure that there is always serum under the bipolar application discs of the Face Lifter. Increase the amount of serum used, if necessary.

#### INGREDIENTS: BIONIC DETOX SERUM

AQUA, GLYCERIN, METHYLPROPANEDIOL, BUTYLENE GLYCOL, SODIUM PCA, SODIUM LACTATE, SODIUM CARBOMER, PHENOXYETHANOL, ACRYLATES/C10-30 ALKYL ACRYLATE CROSSPOLYMER, XANTHAN GUM, SODIUM HYDROXIDE, SODIUM DEHYDROACETATE, FUCUS VESICULOSUS EXTRACT, MARIS SAL (SEA SALT), SODIUM CHLORIDE, SODIUM COCOYL GLUTAMATE, DISODIUM EDTA, ETHYLHEXYLGLYCERIN, UREA, NIACINAMIDE, LACTIC ACID, INOSITOL, GLYCINE, FRUCTOSE, PARFUM (FRAGRANCE), SODIUM BENZOATE, POTASSIUM SORBATE



With the Face Lifter's Cleansing programme, iontophoresis with negative galvanic current enables deep cleansing of the skin.

At the same time the negatively charged active ingredients of the BIONIC DETOX SERUM infiltrate the skin. This restores moisture to the skin, which it loses during the cleaning process. After the application your skin becomes visibly purer and tangibly smoother.

First, apply the BIONIC DETOX SERUM thinly onto the Face Lifter's bipolar application discs or onto the area of the skin to be treated.


The number of dispenser strokes depends on the constitution of your skin, in general 2 dispenser strokes per half of the face are sufficient for one treatment.

Place the bipolar application discs on the area of the skin to be treated and guide the Face Lifter, with slow, stroking movements, from the middle of the face outwards.

Treat each half of your face 1.5 minutes, one half after the other. If the serum is worked into the skin completely during treatment, then always use additional serum.

**Please note:** A more generously applied amount of serum reduces the result of the cleansing.

1. Switch on the Face Lifter using the right-hand multifunction button below the display. To switch on the device keep the button pressed for around 2 seconds.
2. Press the programme selection button on the left below the display until you have set the iontophoresis Cleansing programme (**CLEAN**).
3. Press the right-hand button again until you have set the required intensity level for the application.
4. Press the right-hand button for around 2 seconds to start the programme. The integrated time then starts to count backwards. The preprogrammed application time is 3 minutes.
5. You can see the programme is activated by the flashing activation symbol in the middle in the bottom part of the display.
6. You can interrupt the treatment by pressing the right-hand multifunction button again and keeping it pressed for around 2 seconds. You restart the treatment in the same way.
7. To switch off the Face Lifter after the treatment, press the right-hand button until the display goes out.



8. Then clean the two application discs carefully. Wipe off any remaining serum with a damp cloth or sponge. Do not use running water to clean!
9. Place the protective cap on the top of the Face Lifter.
10. Always wash your face carefully, also with clean, lukewarm water.
11. Then start the deep-action care with one of the BYAS HYALURON SERUMS tailored to your BIOS AGE™ factor.

# NUTRIENT - BIOS AGE: UP TO AGE 29

FIRMER, FRESHER AND SMOOTHER SKIN THANKS TO HIGHLY EFFECTIVE DEEP SKIN CARE.

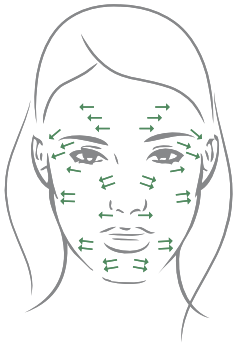
Iontophoresis programme NUTRI

BIOS AGE™ factor:  
up to age 29 – younger skin

Product:  
BIONIC HYALURON SERUM *regular*

Application type:  
Main programme

Application duration:  
3 minutes



Ensure that there is always serum under the bipolar application discs of the Face Lifter. Increase the amount of serum used, if necessary.

INGREDIENTS: BIONIC HYALURON SERUM *regular*  
AQUA, PENTYLENE GLYCOL, SODIUM HYALURONATE, GLYCERIN, BISABOLOL, PROLINE, ARGININE, ALANINE, SERINE, LACTIC ACID, TOCOPHEROL



The NUTRI programme and the iontophoresis with positive galvanic current of the Face Lifter enable targeted, highly efficient introduction of the nutrients of the BIONIC HYALURON SERUM *regular*.

The bimolecular hyaluronic acid has a higher proportion of large molecules and a lower proportion of small molecules, and with this combination is specifically designed for use on younger skin.

The additional special amino acid complex is particularly helpful in fighting free radicals in order to prevent premature collagen degeneration.

First, apply the BIONIC HYALURON SERUM *regular* generously on the Face Lifter's bipolar application discs or on the area of the skin to be treated.

The number of dispenser strokes depends on the constitution of your skin, in general you should use at least 2 dispenser strokes of the BIONIC HYALURON SERUM *regular* to treat each half of the face.

Place the bipolar application discs on the area of the skin to be treated and guide the Face Lifter, with slow, stroking movements, from the middle of the face outwards.

Treat each half of your face 1.5 minutes, one half after the other. If the serum is worked into the skin completely during treatment, then always use additional serum.

1. Switch on the Face Lifter using the right-hand multifunction button below the display. To switch on the device keep the button pressed for around 2 seconds.
2. Press the programme selection button on the left below the display until you have set the iontophoresis Nutrient programme (**NUTRI**).
3. Press the right-hand button again until you have set the required intensity level for the application.
4. Press the right-hand button for around 2 seconds to start the programme. The integrated time then starts to count backwards. The preprogrammed application time is 3 minutes.
5. You can see the programme is activated by the flashing activation symbol in the middle in the bottom part of the display.
6. You can interrupt the treatment by pressing the right-hand multifunction button again and keeping it pressed for around 2 seconds. You restart the treatment in the same way.
7. To switch off the Face Lifter after the treatment, press the right-hand button until the display goes out.



8. Then clean the two application discs carefully. Wipe off any remaining serum with a damp cloth or sponge. Do not use running water to clean!
9. Place the protective cap on the top of the Face Lifter.
10. Do not wash your face. Allow surplus serum that might still be on the skin's surface to be absorbed.
11. However, if small residues should remain, simply wipe over the face one time with a slightly moist cloth or sponge.
12. Then continue your skin care with the BYAS DAY CREME / BYAS DAY CREME *for men* or BYAS NIGHT CREME / BYAS NIGHT CREME *for men*.

# NUTRIENT - BIOS AGE: AGE 30 - 49

FIRMER, FRESHER AND SMOOTHER SKIN THANKS TO HIGHLY EFFECTIVE DEEP SKIN CARE.

Iontophoresis programme NUTRI

BIOS AGE™ factor:

age 30 - 49 – stressed skin

Product:

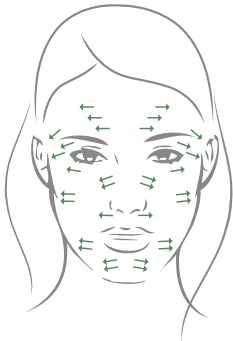
BIONIC HYALURON SERUM *advanced*

Application type:

Main programme

Application duration:

3 minutes



Ensure that there is always serum under the bipolar application discs of the Face Lifter. Increase the amount of serum used, if necessary.

INGREDIENTS: BIONIC HYALURON SERUM *advanced*

AQUA, PENTYLENE GLYCOL, SODIUM HYALORUNATE, TETRAPEPTIDE -21, GLYCERIN, BUTYLENE GLYCOL



The NUTRI programme and the iontophoresis with positive galvanic current of the Face Lifter enable targeted, highly efficient introduction of the nutrients of the BIONIC HYALURON SERUM *advanced*.

The bimolecular hyaluronic acid has a medium proportion of large and small molecules and with this combination is designed for use on tired skin.

The additional special combination of tetrapeptides is especially helpful in reducing all types of wrinkles and preventing the skin pigmentation process (the formation of age spots).

First, apply the BIONIC HYALURON SERUM *advanced* generously on the Face Lifter's bipolar application discs or on the area of the skin to be treated.

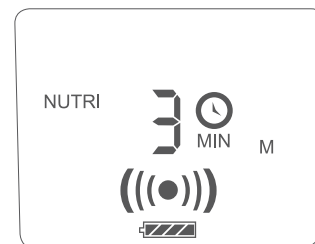
The number of dispenser strokes depends on the property of your skin, in general you should use at least 2 dispenser strokes of the BIONIC HYALURON SERUM *advanced* to treat each half of the face.

However, please note that the hyaluronic acid content of the skin decreases with age. From age 40 and upwards, you should apply 2-3 dispenser strokes to each half of the face, and 3-4 dispenser strokes for each half of the face from age 60 onwards.

Place the bipolar application discs on the area of the skin to be treated and guide the Face Lifter, with slow, stroking movements, from the middle of the face outwards.

Treat each half of your face 1.5 minutes, one half after the other. If the serum is worked into the skin completely during treatment, then always use additional serum.

1. Switch on the Face Lifter using the right-hand multifunction button below the display. To switch on the device keep the button pressed for around 2 seconds.
2. Press the programme selection button on the left below the display until you have set the iontophoresis Nutrient programme (**NUTRI**).
3. Press the right-hand button again until you have set the required intensity level for the application.
4. Press the right-hand button for around 2 seconds to start the programme. The integrated time then starts to count backwards. The preprogrammed application time is 3 minutes.
5. You can see the programme is activated by the flashing activation symbol in the middle in the bottom part of the display.
6. You can interrupt the treatment by pressing the right-hand multifunction button again and keeping it pressed for around 2 seconds. You restart the treatment in the same way.
7. To switch off the Face Lifter after the treatment, press the right-hand button until the display goes out.



8. Then clean the two application discs carefully. Wipe off any remaining serum with a damp cloth or sponge. Do not use running water to clean!
9. Place the protective cap on the top of the Face Lifter.
10. Do not wash your face. Allow surplus serum that might still be on the skin's surface to be absorbed.
11. However, if small residues should remain, simply wipe over the face one time with a slightly moist cloth or sponge.
12. Then continue your skin care with the BYAS DAY CREME / BYAS DAY CREME *for men* or BYAS NIGHT CREME / BYAS NIGHT CREME *for men*.

# NUTRIENT - BIOS AGE: AGE 50 AND UPWARDS

FIRMER, FRESHER AND SMOOTHER SKIN THANKS TO HIGHLY EFFECTIVE DEEP SKIN CARE.

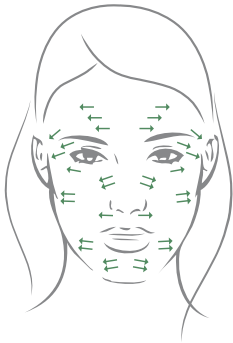
Iontophoresis programme NUTRI

BIOS AGE™ factor:  
age 50 and upwards – aged skin

Product:  
BIONIC HYALURON SERUM *premium*

Application type:  
Main programme

Application duration:  
3 minutes



Ensure that there is always serum under the bipolar application discs of the Face Lifter. Increase the amount of serum used, if necessary.

**INGREDIENTS:** BIONIC HYALURON SERUM *premium*  
AQUA, PENTYLENE GLYCOL, SODIUM HYALURONATE, CAPRYLIC/CAPRIC TRIGLYCERIDE, TOCOPHEROL, SODIUM ASCORBATE, RETINOL, PEG-40 HYDROGENATED CASTOR OIL



The NUTRI programme and the iontophoresis with positive galvanic current of the Face Lifter enable targeted, highly efficient introduction of the nutrients of the BIONIC HYALURON SERUM *premium*.

The bimolecular hyaluronic acid has a lower proportion of large molecules and a higher proportion of small molecules and with this combination is specifically designed for use on older skin.

The additional special combination of ACE vitamins is especially helpful in accelerating cell division, which decreases with age, thus effectively reinstating the cohesion of the tissue layers.

First, apply the BIONIC HYALURON SERUM *premium* generously on the Face Lifter's bipolar application discs or on the area of the skin to be treated.

The number of dispenser strokes depends on the property of your skin, in general you should use at least 2 dispenser strokes of the BIONIC HYALURON SERUM *premium* to treat each half of the face.

However, please note that the hyaluronic acid content of the skin decreases with age. From age 60 and upwards, you should apply 3-4 dispenser strokes for each half of the face.

Place the bipolar application discs on the area of the skin to be treated and guide the Face Lifter, with slow, stroking movements, from the middle of the face outwards.

Treat each half of your face 1.5 minutes, one half after the other. If the serum is worked into the skin completely during treatment, then always use additional serum.

1. Switch on the Face Lifter using the right-hand multifunction button below the display. To switch on the device keep the button pressed for around 2 seconds.
2. Press the programme selection button on the left below the display until you have set the iontophoresis Nutrient programme (**NUTRI**).
3. Press the right-hand button again until you have set the required intensity level for the application.
4. Press the right-hand button for around 2 seconds to start the programme. The integrated time then starts to count backwards. The preprogrammed application time is 3 minutes.
5. You can see the programme is activated by the flashing activation symbol in the middle in the bottom part of the display.
6. You can interrupt the treatment by pressing the right-hand multifunction button again and keeping it pressed for around 2 seconds. You restart the treatment in the same way.
7. To switch off the Face Lifter after the treatment, press the right-hand button until the display goes out.



8. Then clean the two application discs carefully. Wipe off any remaining serum with a damp cloth or sponge. Do not use running water to clean!
9. Place the protective cap on the top of the Face Lifter.
10. Do not wash your face. Allow surplus serum that might still be on the skin's surface to be absorbed.
11. However, if small residues should remain, simply wipe over the face one time with a slightly moist cloth or sponge.
12. Then continue your skin care with the BYAS DAY CREME / BYAS DAY CREME *for men* or BYAS NIGHT CREME / BYAS NIGHT CREME *for men*.

# LIFTING

FIRMER AND MORE STABLE SKIN THROUGH TARGETED STRENGTHENING OF THE FACE MUSCLES.

EMS programme LIFT

Product – according to the BIOS AGE™ factor:

BIONIC HYALURON SERUM *regular*

BIONIC HYALURON SERUM *advanced*

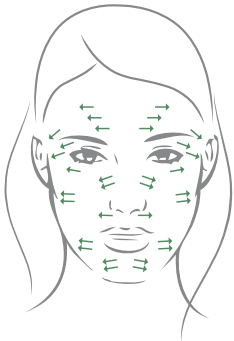
BIONIC HYALURON SERUM *premium*

Application type:

Additional programme

Application duration:

3 minutes



Ensure that there is always serum under the bipolar application discs of the Face Lifter. Increase the amount of serum used, if necessary.



Select the EMS Lifting programme, if you want to specifically target flabby muscles and skin in the face.

The older we become the more our tissue and muscles lose strength, including in our face. The consequence: The skin in the cheek, chin and neck area begins to sag.

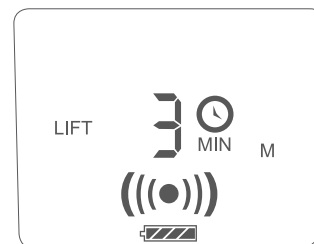
EMS stimulates the contraction of muscle fibres. In this way, you achieve targeted strengthening and build up of your muscles. More muscle volume means: Apart from wrinkle reduction your facial skin becomes firmer, your face regains its natural shape and contours.

Apply at least 2 dispenser strokes of the BIONIC HYALURON SERUM onto the bipolar application discs of the Face Lifter or the area of the skin to be treated.

Place the bipolar application discs on the area of the skin to be treated and guide the Face Lifter, with slow, stroking movements, from the middle of the face outwards.

Treat each half of your face 1.5 minutes, one half after the other. If the serum is worked into the skin completely during treatment, then always use additional serum.

1. Switch on the Face Lifter using the right-hand multifunction button below the display. To switch on the device keep the button pressed for around 2 seconds.
2. Press the programme selection button on the left below the display until you have set the EMS Lifting programme (**LIFT**).
3. Press the right-hand button again until you have set the required intensity level for the application.
4. Press the right-hand button for around 2 seconds to start the programme. The integrated time then starts to count backwards. The preprogrammed application time is 3 minutes.
5. You can see the programme is activated by the flashing activation symbol in the middle in the bottom part of the display.
6. You can interrupt the treatment by pressing the right-hand multifunction button again and keeping it pressed for around 2 seconds. You restart the treatment in the same way.
7. To switch off the Face Lifter after the treatment, press the right-hand button until the display goes out.



8. Then clean both bipolar application discs carefully. Wipe off any remaining serum with a damp cloth or sponge. Do not use running water to clean!
9. Place the protective cap on the top of the Face Lifter.
10. Do not wash your face. Allow surplus serum that might still be on the skin's surface to be absorbed.
11. However, if small residues should remain, simply wipe over the face one time with a slightly moist cloth or sponge.
12. Then continue your skin care with the BYAS DAY CREME / BYAS DAY CREME *for men* or BYAS NIGHT CREME / BYAS NIGHT CREME *for men*.

# FIRMING

NATURAL FACIAL CONTOURS THROUGH SLIGHT TISSUE FIRMING.

EMS programme FIRM

Product – according to the BIOS AGE™ factor:

BIONIC HYALURON SERUM *regular*

BIONIC HYALURON SERUM *advanced*

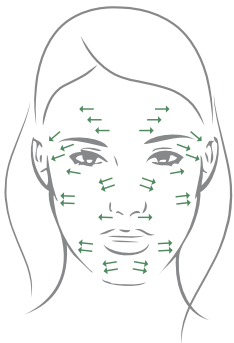
BIONIC HYALURON SERUM *premium*

Application type:

Additional programme

Application duration:

3 minutes



Ensure that there is always serum under the bipolar application discs of the Face Lifter. Increase the amount of serum used, if necessary.



You should use the EMS Firming programme if you only want to slightly firm up the muscles and tissue in your face.

The older we become the more our tissue and muscles lose strength, including in our face. The consequence: The skin in the cheek, chin and neck area begins to sag.

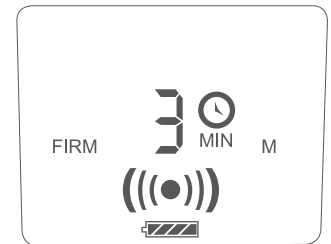
EMS stimulates the contraction of muscle fibres. In this way, you achieve targeted strengthening and build up of your muscles. More muscle volume means: Apart from wrinkle reduction your facial skin becomes firmer, your face regains its natural shape and contours.

Apply at least 2 dispenser strokes of the BIONIC HYALURON SERUM onto the bipolar application discs of the Face Lifter or the area of the skin to be treated.

Place the application discs on the area of the skin to be treated and guide the Face Lifter, with slow, stroking movements, from the middle of the face outwards.

Treat each half of your face 1.5 minutes, one half after the other. If the serum is worked into the skin completely during treatment, then always use additional serum.

1. Switch on the Face Lifter using the right-hand multifunction button below the display. To switch on the device keep the button pressed for around 2 seconds.
2. Press the programme selection button on the left below the display until you have set the EMS Firming programme (**FIRM**).
3. Press the right-hand button again until you have set the required intensity level for the application.
4. Press the right-hand button for around 2 seconds to start the programme. The integrated time then starts to count backwards. The preprogrammed application time is 3 minutes.
5. You can see the programme is activated by the flashing activation symbol in the middle in the bottom part of the display.
6. You can interrupt the treatment by pressing the right-hand multifunction button again and keeping it pressed for around 2 seconds. You restart the treatment in the same way.
7. To switch off the Face Lifter after the treatment, press the right-hand button until the display goes out.



8. Then clean both bipolar application discs carefully. Wipe off any remaining serum with a damp cloth or sponge. Do not use running water to clean!
9. Place the protective cap on the top of the Face Lifter.
10. Do not wash your face. Allow surplus serum that might still be on the skin's surface to be absorbed.
11. However, if small residues should remain, simply wipe over the face one time with a slightly moist cloth or sponge.
12. Then continue your skin care with the BYAS DAY CREME / BYAS DAY CREME *for men* or BYAS NIGHT CREME / BYAS NIGHT CREME *for men*.

# SHAPING

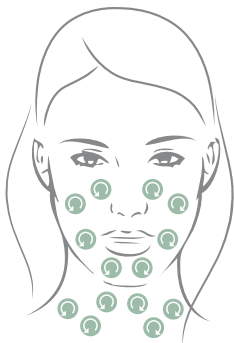
## TARGETED REMOVAL OF SMALL AND STUBBORN SUBCUTANEOUS FAT.

RF programme SHAPE

Product:  
BYAS INTENSE FORMING GEL

Application type:  
Additional programme

Application duration:  
3 minutes



Ensure that there is always serum under the bipolar application discs of the Face Lifter. Increase the amount of gel used, if necessary.

**INGREDIENTS: INTENSE FORMING GEL**  
GLYCERIN, AQUA, BUTYLENE GLYCOL, HYDROLYZED RHODOPHYCEA EXTRACT, CARBOMER, PHENYLPROPANOL, PENTYLENE GLYCOL, SODIUM CHLORIDE, XANTHAN GUM, PARFUM, PROLINE, ARGININE, LACTIC ACID, ALANINE, SERINE



Facial fat, which is localised between the upper part of the subcutaneous fatty tissue and the lower part of the dermis, can also be broken down with the Face Lifter and radio frequency waves, with a frequency of 500 kHz.

Together with the three available intensity levels: Low, Medium and High you can finely tune this RF programme to your personal needs.

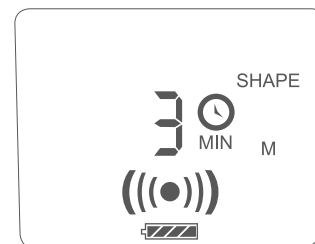
The effect of the radio frequency waves enhances the BYAS INTENSE FORMING GEL with its worldwide exclusive special LIPOrelease™ active ingredient complex and its particularly tissue-firming properties in a highly effective way.

Apply the BYAS INTENSE FORMING GEL with its special, active body-shaping LIPOrelease™ ingredient complex generously on the area of the skin to be treated.

Place the bipolar application discs of the Face Lifter on the first part of the area of the skin to be treated. Press on the skin with medium pressure for 3- 4 seconds. Then move the Face Lifter twice in a circular movement over the roughly plum-sized treatment area. Then place the application discs on the next part of the area of the skin to be treated. Repeat the whole process until you have completely treated the whole area of the skin.

Treat each half of your face 1.5 minutes, one half after the other.

1. Switch on the Face Lifter using the right-hand multifunction button below the display. To switch on the device keep the button pressed for around 2 seconds.
2. Press the programme selection button on the left below the display until you have set the RF Shaping programme (**SHAPE**).
3. Press the right-hand button again until you have set the required intensity level for the application.
4. Press the right-hand button for around 2 seconds to start the programme. The integrated time then starts to count backwards. The preprogrammed application time is 3 minutes.
5. You can see the programme is activated by the flashing activation symbol in the middle in the bottom part of the display.
6. You can interrupt the treatment by pressing the right-hand multifunction button again and keeping it pressed for around 2 seconds. You restart the treatment in the same way.
7. To switch off the Face Lifter after the treatment, press the right-hand button until the display goes out.



8. Then clean both bipolar application discs carefully. Wipe off any remaining gel with a damp cloth or sponge. Do not use running water to clean!
9. Place the protective cap on the top of the Face Lifter.
10. Remove the gel from your face with a cosmetic tissue first and then always wash your face carefully, also with clean, lukewarm water
11. Then continue your skin care with the BYAS DAY CREME / BYAS DAY CREME *for men* or BYAS NIGHT CREME / BYAS NIGHT CREME *for men*.

# STRETCHING

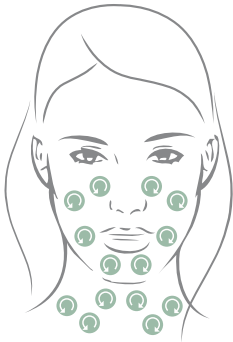
TARGETED FIRMING OF THE UPPER SKIN LAYERS.

RF programme STRET

Product:  
BYAS INTENSE FORMING GEL

Application type:  
Additional programme

Application duration:  
3 minutes



Ensure that there is always serum under the bipolar application discs of the Face Lifter. Increase the amount of gel used, if necessary.



Radio frequency waves, which the Face Lifter emits with a frequency of 1 mHz, cause heating of the collagen fibres in the dermal connective tissue; this causes their protein structures to change and contract.

The effect of the radio frequency waves enhances the BYAS INTENSE FORMING GEL with its worldwide exclusive special LIPOrelease™ active ingredient complex and its particularly tissue-firming properties in a highly effective way.

Apply the BYAS INTENSE FORMING GEL with its special, active body-shaping LIPOrelease™ ingredient complex generously on the area of the skin to be treated.

Place the bipolar application discs of the Face Lifter on the first part of the area of the skin to be treated. Press on the skin with medium pressure for 3- 4 seconds. Then move the Face Lifter twice in a circular movement over the roughly plum-sized treatment area. Then place the application discs on the next part of the area of the skin to be treated. Repeat the whole process until you have completely treated the whole area of the skin.

Treat each half of your face 1.5 minutes, one half after the other.

1. Switch on the Face Lifter using the right-hand multifunction button below the display. To switch on the device keep the button pressed for around 2 seconds.
2. Press the programme selection button on the left below the display until you have set the RF Stretching programme (**STRET**).
3. Press the right-hand button again until you have set the required intensity level for the application.
4. Press the right-hand button for around 2 seconds to start the programme. The integrated time then starts to count backwards. The preprogrammed application time is 3 minutes.
5. You can see the programme is activated by the flashing activation symbol in the middle in the bottom part of the display.
6. You can interrupt the treatment by pressing the right-hand multifunction button again and keeping it pressed for around 2 seconds. You restart the treatment in the same way.
7. To switch off the Face Lifter after the treatment, press the right-hand button until the display goes out.



8. Then clean both bipolar application discs carefully. Wipe off any remaining gel with a damp cloth or sponge. Do not use running water to clean!
9. Place the protective cap on the top of the Face Lifter.
11. Remove the gel from your face with a cosmetic tissue first and then always wash your face carefully, also with clean, lukewarm water
12. Then continue your skin care with the BYAS DAY CREME / BYAS DAY CREME *for men* or BYAS NIGHT CREME / BYAS NIGHT CREME *for men*.

# PROTECTION & CARE

BEING PERFECTLY PROTECTED DURING THE DAY  
WITH THE EXCLUSIVE FORMULA OF MARINE ALGAE AGENTS.

Product:  
BYAS DAY CREME  
BYAS DAY CREME *for men*

Application frequency:  
Daily in the morning

Within the BYAS special care system, after the special deep cleansing step, your skin receives the perfect care finish for the upper skin layers.

With the BYAS DAY CREME the moisture balance in your epidermis is controlled effectively, and harmful free radicals, which form in the skin each day, are counteracted powerfully. Finally, the BYAS DAY CREME spreads a special protective film over your skin and prevents it from drying out during the day. Your skin looks fresh and radiant.

The BYAS DAY CREME *for men* is individually adapted to the moisture needs of men's skin and increases the ability of the skin overall to retain moisture by strengthening the moisture shield of the skin (the hydro-lipid film).

After you have opened the jar of BYAS DAY CREME, remove the protective cover. Avoid using your fingers to remove the cream, this helps to keep it in a hygienic, contamination-free condition. Use a clean spatula instead. With BYAS DAY CREME *for men*, you can take the creme from the dispenser simply by pressing on the dispenser top several times.

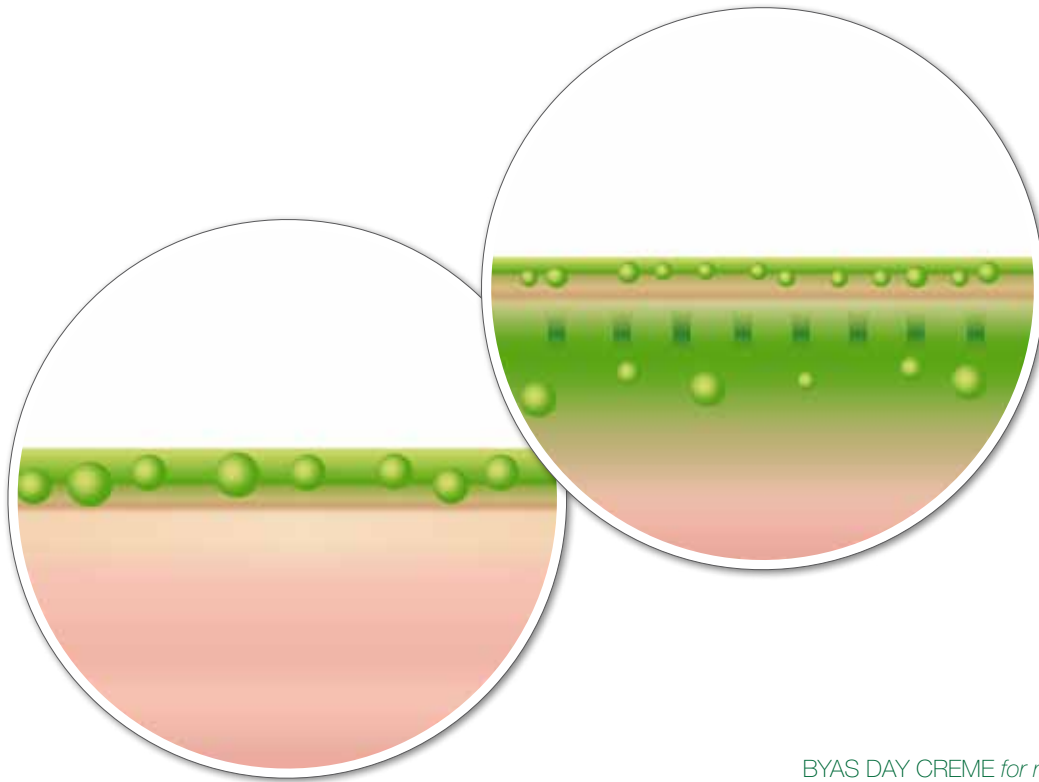
After taking off the BYAS DAY CREME out of the jar, spread it on your face. Clean the spatula used with a cloth or wash it off with water.

The BYAS DAY CREME is very rich. On average, a hazelnut-sized portion is sufficient cream for the whole face. The same quantity applies to the BYAS DAY CREME *for men*.

Your skin changes depending on lifestyle, age and season. It may therefore be advisable to gradually use more cream. If you have applied too much cream on your face, simply remove it with a cosmetic tissue.

**INGREDIENTS: BYAS DAY CREME**  
AQUA, CAPRYLIC/CAPRIC TRIGLYCERIDE, GLYCERIN, ORBIGNYA OLEIFERA SEED OIL, PRUNUS AMYGDALUS DULCIS (SWEET ALMOND) OIL, MICA, GLYCERYL STEARATE SE, LANOLIN ALCOHOL, POTASSIUM CETYL PHOSPHATE, CETYL ALCOHOL, PHENOXYETHANOL, POLYACRYLAMIDE, PARFUM, SILICA, C13-14 ISOPARAFFIN, CARBOMER, CHLORPHENESIN, SODIUM HYDROXIDE, BENZOIC ACID, ALARIA ESCULENTA EXTRACT, ERYNGIUM MARITIMUM CALLUS CULTURE FILTRATE, LAURETH-7, TRIPLEUROSPERMUM MARITIMUM EXTRACT, MARIS SAL (SEA SALT), DEHYDROACETIC ACID, TITANIUM DIOXIDE, SACCHARUM OFFICINARUM EXTRACT (SUGAR CANE EXTRACT), CHONDRUS CRISPUS (CARRAGEENAN) EXTRACT, PELVETIA CANALICULATA EXTRACT, METHYLISOTHIAZOLINONE, BENZYL ALCOHOL, SORBIC ACID, CI 16255, CI 19140, BHT, LACTIC ACID

**INGREDIENTS: BYAS DAY CREME *for men***  
AQUA, GLYCERIN, POLYSORBATE 20, PRUNUS AMYGDALUS DULCIS (SWEET ALMOND) OIL, ALOE BARBADENSIS LEAF JUICE, BUTYLENE GLYCOL, CAPRYLIC/CAPRIC TRIGLYCERIDE, CARBOMER, PHENOXYETHANOL, SODIUM HYDROXIDE, CUCUMIS SATIVUS (CUCUMBER) FRUIT EXTRACT, PARFUM (FRAGRANCE), CHLORPHENESIN, BENZOIC ACID, CRITHMUM MARITIMUM EXTRACT, MARIS SAL (SEA SALT / SEL MARIN), DEHYDROACETIC ACID, CODIUM TOMENTOSUM EXTRACT, SODIUM HYALURONATE, SALICORNIA HERBACEA EXTRACT, CITRIC ACID, LINALOOL, HYDROXYISOHEXYL 3-CYCLOHEXENE CARBOXYALDEHYDE, METHYLISOTHIAZOLINONE, HEXYL CINNAMAL, POTASSIUM SORBATE, SODIUM BENZOATE, ALPHA-ISOMETHYL IONONE, CHONDRUS CRISPUS EXTRACT, HYDROXYCITRONELLAL, ALARIA ESCULENTA EXTRACT, BENZYL ALCOHOL, LACTIC ACID, CI 42090



#### BYAS DAY CREME

The perfect care finish for a fresh, radiant complexion during the day. Also provides powerful protection against everyday environmental stress.

*BYAS DAY CREME for men*  
The perfect care finish for demanding men's skin with an increased moisture requirement during the day.



# REGENERATION & CARE

PERFECTLY REGENERATING DURING THE NIGHT

WITH THE EXCLUSIVE FORMULA OF MARINE ALGAE AGENTS.

## Product:

BYAS NIGHT CREME

BYAS NIGHT CREME *for men*

## Application frequency:

Daily in the evening

Within the BYAS special care system, your skin is also optimally prepared for the night.

With BYAS NIGHT CREME / BYAS NIGHT CREME *for men*, the extraordinary combination of active anti-aging marine algae activates the cell renewal processes of your skin, so that it looks luminous and fresh when you get up in the morning.

After you have opened the jar of BYAS NIGHT CREME, remove the protective cover. Avoid using your fingers to remove the cream, this helps to keep it in a hygienic, contamination-free condition. Use a clean spatula instead. With BYAS NIGHT CREME *for men*, you can take the creme from the dispenser simply by pressing on the dispenser top several times.

After taking off the BYAS NIGHT CREME out of the jar, spread it on your face. Clean the spatula used with a cloth or wash it off with water.

The BYAS NIGHT CREME is very rich. On average, a hazelnut-sized portion is sufficient cream for the whole face. This quantity also applies for BYAS NIGHT CREME *for men*.

Your skin changes depending on lifestyle, age and season. It may therefore be advisable to gradually use more cream. If you have applied too much cream on your face, simply remove it with a cosmetic tissue.


The BYAS NIGHT CREME has a thicker texture. It is possible that after you have rubbed in the cream a light film remains on your skin, but it disappears after the cream has been absorbed completely into your skin.

## INGREDIENTS: BYAS NIGHT CREME

AQUA, GLYCOL STEARATE SE, PRUNUS AMYGDALUS DULCIS (SWEET ALMOND) OIL, GLYCERIN, OCTYLDODECANOL, DECYL OLEATE, CETEARETH-20, CETYL ALCOHOL, GLYCERYL STEARATE SE, CETEARETH-12, CAPRYLIC/CAPRIC TRIGLYCERIDE, CETEARYL ETHYLHEXANOATE, SODIUM ASCORBYL PHOSPHATE, TOCOPHERYL ACETATE, PHENOXYETHANOL, SACCHARUM OFFICINARUM EXTRACT (SUGAR CANE EXTRACT), PARFUM, CHLORPHENESIN, DISODIUM EDTA, ISOPROPYL MYRISTATE, BENZOIC ACID, CRAMBE MARITIMA LEAF EXTRACT, MARIS SAL (SEA SALT), DEHYDROACETIC ACID, PLANKTON EXTRACT, METHYLISOTHIAZOLINONE, CHONDRUS CRISPUS (CARRAGEENAN) EXTRACT, ALARIA ESCULENTA EXTRACT, ARGININE FERULATE, BENZYL ALCOHOL, LACTIC ACID

## INGREDIENTS: BYAS NIGHT CREME *for men*

AQUA, GLYCOL STEARATE SE, PRUNUS AMYGDALUS DULCIS (SWEET ALMOND) OIL, GLYCERIN, OCTYLDODECANOL, DECYL OLEATE, CETEARETH-20, CETYL ALCOHOL, GLYCERYL STEARATE SE, CETEARETH-12, CAPRYLIC/CAPRIC TRIGLYCERIDE, CETEARYL ETHYLHEXANOATE, SODIUM ASCORBYL PHOSPHATE, TOCOPHERYL ACETATE, PHENOXYETHANOL, SACCHARUM OFFICINARUM EXTRACT (SUGAR CANE EXTRACT), PARFUM, CHLORPHENESIN, DISODIUM EDTA, ISOPROPYL MYRISTATE, BENZOIC ACID, CRAMBE MARITIMA LEAF EXTRACT, MARIS SAL (SEA SALT), DEHYDROACETIC ACID, PLANKTON EXTRACT, METHYLISOTHIAZOLINONE, CHONDRUS CRISPUS (CARRAGEENAN) EXTRACT, ALARIA ESCULENTA EXTRACT, ARGININE FERULATE, BENZYL ALCOHOL, LACTIC ACID



BYAS NIGHT CREME / BYAS NIGHT CREME *for men*  
Perfect regeneration overnight so that your skin is  
radiant and fresh in the morning.

# THE BYAS SENSATION PRODUCTS

The **BYAS SENSATION** Face Lifter and the **BYAS SENSATION** special care products are perfectly matched with each other. Combined with your personal BIOS AGE™ factor, you will receive your individually tailored treatment plan.





# BIONIC DETOX SERUM

DEEP PORE CLEANING.

The outstanding **BYAS** care system is based on the perfect interaction of active ingredients and the ways in which they act.

The Face Lifter uses the tried and tested active concept of iontophoresis by means of galvanic current to channel the special active ingredients of the BYAS serums into the deeper regions of the skin.

## BIONIC DETOX SERUM

SPECIAL HIGHLY EFFECTIVE ACTIVE INGREDIENTS

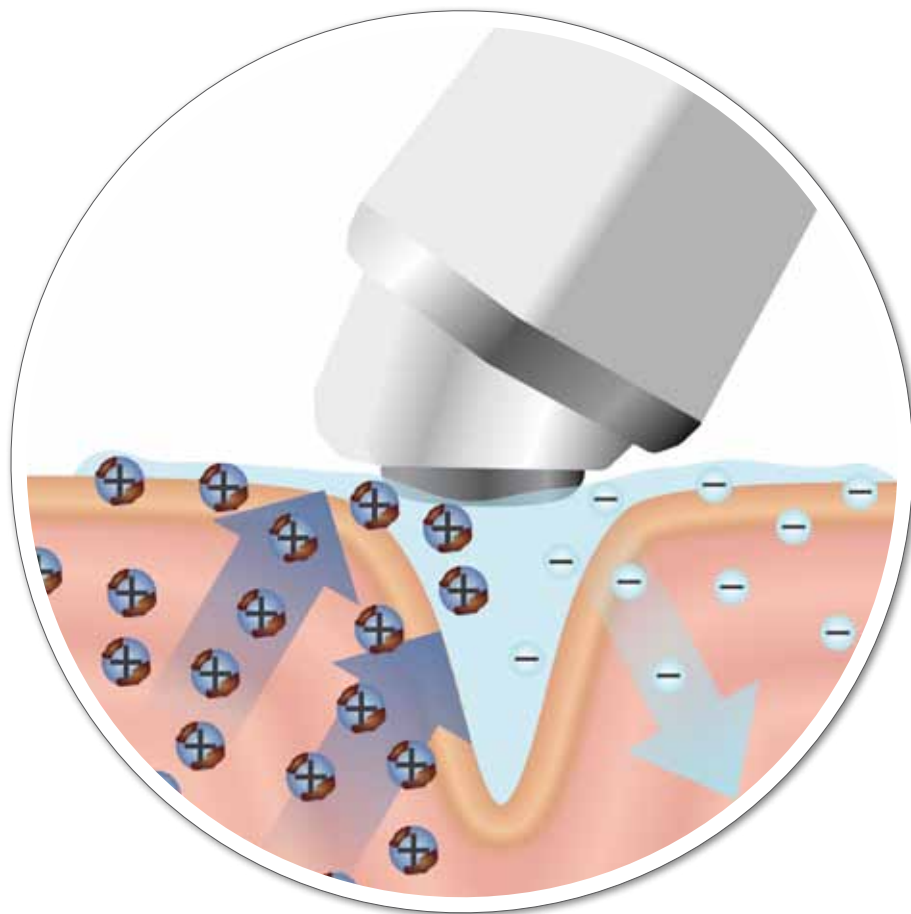
### *Fucus Vesiculosus Extract*

- Brown algae extract, which has a stimulating effect on the collagen production of fibroblasts and improves the elasticity of the skin

### *NMF Factors*

- The addition of NMF-affine substances (NMF factors) strengthens moisture bonding in the skin, makes it supple and keeps it flexible. NMF is a moisture-bonding complex in the epidermis, which is capable of keeping water in the keratin on the surface of the epidermis





#### BIONIC DETOX SERUM

Effective intensive cleaning deep into the pores. The skin becomes visibly cleaner and feels smoother.

# BIONIC HYALURON SERUMS

HIGH-QUALITY SKIN CARE.

More tone, volume and beauty.

The BIONIC HYALURON SERUMS activates a firming and regenerating effect in the skin through the extremely rich combination of active anti-aging ingredients.

## BIMOLECULAR HIGH-TECH SERUM

The hyaluronic acid contained in the BIONIC HYALURON SERUMS has a purely plant origin (natural or organic hyaluronic acid). The serums contains both high-molecular and low-molecular hyaluronic acid.

The different molecule sizes ensure that the hyaluron reaches more extensive areas of skin: the small hyaluron molecules penetrate into the deep skin layers, the large molecules ensure that the moisture is bonded in the upper layers of the skin.

Hyaluronic acid bonds many times its own weight in moisture, stimulates fibroblast production and therefore formation of the body's own natural collagen, lends the skin suppleness, has an extraordinary anti-wrinkle effect.

## BIONIC HYALURON SERUM *regular*

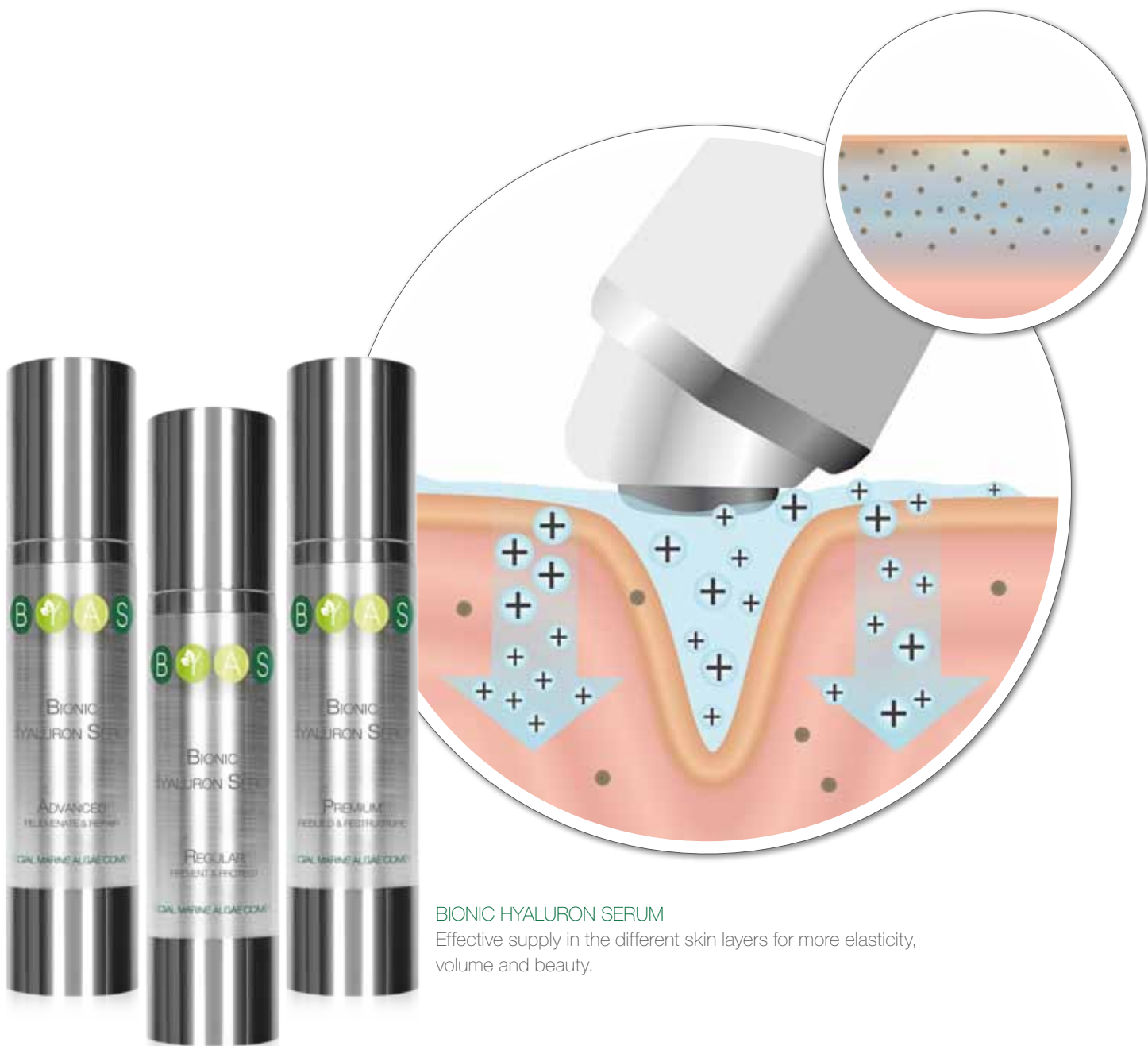
- BIOS AGE™ factor: up to 29
- Molecular structure: higher proportion of large molecules and lower proportion of small molecules
- Additive complex consisting of different amino acids (Proline, Arginine, Alanine, Serine, tocopherol): strengthen the NMF and therefore moisture bonding in the skin (Natural Moisturising Factor: water-bonding mixture of substances in the epidermis), fight free radicals in order to prevent premature collagen degeneration, promote protein formation (protein plays a major role in skin generation, as collagen is based on protein blocks)

## BIONIC HYALURON SERUM *advanced*

- BIOS AGE™ factor: 30 - 49
- Molecular structure: a medium proportion of small and large molecules in each case
- Additive complex consisting of different tetrapeptides: especially helpful in reducing all types of wrinkles and hindering the skin pigmentation process (formation of age spots)

## BIONIC HYALURON SERUM *premium*

- BIOS AGE™ factor: 50 and upwards
- Molecular structure: lower proportion of large molecules and higher proportion of small molecules
- Additive complex of ACE vitamins: especially helpful in accelerating cell division, which decreases with age, thus effectively reinstating the cohesion of the tissue layers



#### BIONIC HYALURON SERUM

Effective supply in the different skin layers for more elasticity, volume and beauty.

# BYAS DAY CREMES

OPTIMALLY PROTECTED WITH THE EXCLUSIVE COMBINATION  
OF MARINE ALGAE AGENTS.

Within the BYAS special care system, after the special deep cleansing step, your skin receives the perfect care finish for the upper skin layers.

With the BYAS DAY CREME the moisture balance in your epidermis is controlled effectively, and harmful free radicals, which form in the skin each day, are counteracted powerfully. Finally, the BYAS DAY CREME spreads a special protective film over your skin and prevents it from drying out during the day. Your skin looks fresh and radiant.

The BYAS DAY CREME *for men* is individually adapted to the moisture needs of men's skin and increases the ability of the skin overall to retain moisture.

## BYAS DAY CREME HIGHLY EFFECTIVE ACTIVE INGREDIENTS

### *ALFA-MARIS complex™*

- especially developed nutrient complex, particularly rich in vitamins and minerals, with an intensive antioxidant effect, promotes collagen and elastin synthesis, makes the skin firmer

### *Pelvetia Canaliculata Extract*

- brown algae extract with an intensive antioxidant effect

### *Chondrus Crispus Extract*

- red algae extract, rich in polysaccharides, "natural lifting" through moisture-bonding protective film, immediate smoothing and firming effect, reduces fine lines on the surface of the skin

### *Alaria Esculenta Extract*

- brown algae extract, rich in essential fatty acids (Omega-3, Omega-6), enhances the natural barrier function of the skin against moisture loss, improves skin elasticity by inhibiting the breakdown of collagen fibres

### *Eryngium Maritimum Extract*

- marine thistle extract with regenerating properties, protects the skin from free radicals, stimulates collagen and elastin synthesis, improves the skin texture and tone

## BYAS DAY CREME *for men* SPECIAL HIGHLY EFFECTIVE ACTIVE INGREDIENTS

### *Salicornia Herbecea Extract*

- Green algae extract, increases the moisture content of the epidermis, limits the drying process of the skin, promotes the distribution of water in the epidermis by means of specialized membrane proteins (aquaporines)

### *Chondrus Crispus Extract*

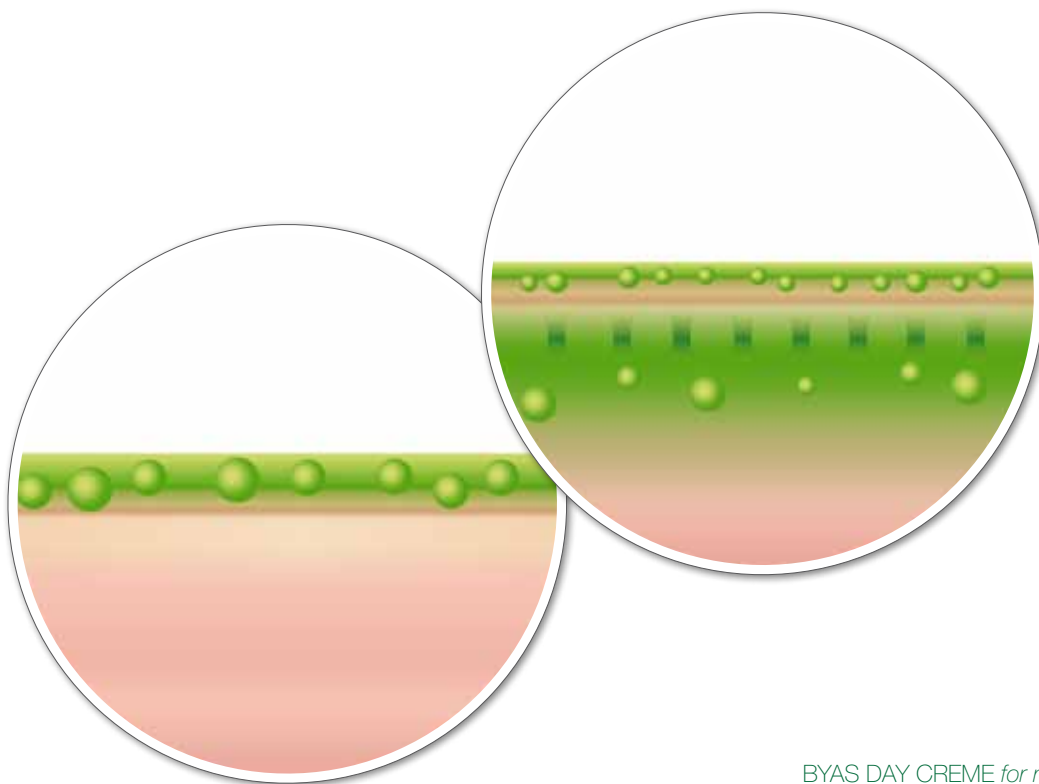
- Red algae extract, rich in polysaccharides, "natural lifting" through moisturising protective film, immediate smoothing, tightening effect, reduces fine lines on the skin's surface

### *Alaria Esculenta Extract*

- Brown algae extract, rich in essential fatty acids (Omega-3, Omega-6), supports the natural barrier function of the skin against moisture loss, improves skin elasticity by hindering collagen degeneration

### *Christe Marine*

- Strengthens the moisture shield of the skin (hydro-lipid film)



#### BYAS DAY CREME

Perfect care finish for a fresh, radiant complexion during the day. Also provides powerful protection against everyday environmental stress.

**BYAS DAY CREME *for men***  
Perfect care finish for demanding men's skin with increased moisturizing requirements during the day.



# BYAS NIGHT CREMES

EFFECTIVELY CARED WITH THE EXCLUSIVE COMBINATION OF MARINE ALGAE AGENTS.

In the BYAS special care system, your skin is also cared for effectively during the night.

The extraordinary combination of anti-aging active algae in BYAS NIGHT CREME / BYAS NIGHT CREME *for men* stimulates the cell renewal processes of your skin so that it is radiant and fresh when you get up.

## BYAS NIGHT CREME BYAS NIGHT CREME *for men* SPECIAL HIGHLY EFFECTIVE ACTIVE INGREDIENTS

### *Plankton Extract*

- provides the skin with a rich supply of trace elements and minerals and stimulates regeneration processes

### *Crambe Maritima Leaf Extract*

- enhances the natural skin protection system

### *ALFA-MARIS complex™*


- especially developed nutrient complex, particularly rich in vitamins and minerals, with an intensive antioxidant effect, promotes collagen and elastin synthesis, makes the skin firmer

### *Chondrus Crispus Extract*

- red algae extract, rich in polysaccharides, "natural lifting" through moisturising protective film, rapid smoothing and firming effect, reduces fine lines on the surface of the skin

### *Alaria Esculenta Extract*

- brown algae extract, rich in essential fatty acids (Omega-3, Omega-6), enhances the natural barrier function of the skin against moisture loss, improves skin elasticity by inhibiting the breakdown of collagen fibres



BYAS NIGHT CREME / BYAS NIGHT CREME *for men*  
Perfect regeneration overnight so that your skin is  
radiant and fresh in the morning.

# BYAS INTENSE FORMING GEL

OPTIMALLY ENHANCE THE RF EFFECT OF THE FACE LIFTER.

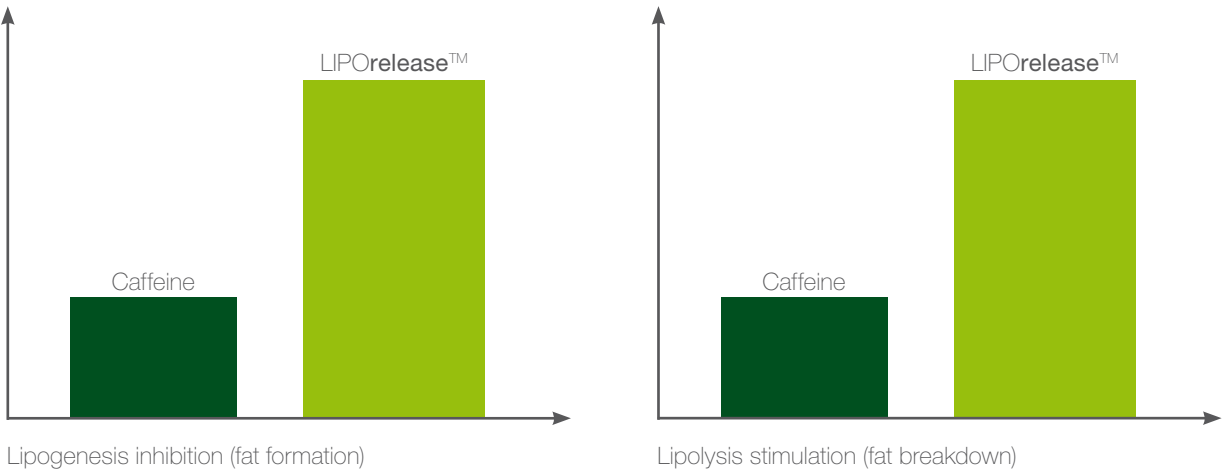
Together with international experts for special, active tissue-forming ingredients, the WellStar-exclusive, highly innovative BYAS INTENSE FORMING GEL has been developed especially for the Face Lifter and the BYAS SENSATION system. The gel's exclusive special LIPOrelease™ active ingredient complex enhances the breakdown of subcutaneous fat in a unique way.

## BYAS INTENSE FORMING GEL

SPECIAL HIGHLY EFFECTIVE ACTIVE INGREDIENTS

*Special LIPOrelease™ active ingredient complex*

- contains a highly effective combination of an extraordinarily active tissue-forming red algae extract and a special amino acid complex, acts like a catalyst that effectively enhances the effect of the Face Lifter



### PARTICULARLY EFFECTIVE TISSUE FIRMING

Compared with the star performer in Tissue Forming, pure caffeine, the LIPOrelease™ ingredients acting at intercellular level achieve almost twice the fat formation inhibiting effect (**lipogenesis**) and equally, have almost twice the stimulating effect on the breakdown of fats (**lipolysis**).



BYAS INTENSE FORMING GEL is free of parabens, mineral oil, propylene glycol and phthalates.



# THE BYAS SENSATION 30-WEEK PLAN


## WEEK 1 – 8.

You can see the initial success achieved with the BYAS SENSATION system after only a short time. However, long-term improvements take time, especially until, for example, the hyaluron depots in your skin are completely refilled and stressed skin regenerates.

Initial situation	Wrinkle reduction		
<p><b>BIOS AGE™ factor: up to 29</b></p> <p>The body's own production of hyaluronic acid starts to decrease from the age of 25. As a consequence, the elasticity and water-storage capacity of the skin recede. Our recommendation for the first 8 weeks, in order to slowly build up the body's own store of Hyaluronan: regular skin cleansing and hyaluron application (2-3x/week). Also use the BYAS marine algae creams for your daily care finish (day/night).</p>	CLEAN NUTRI DAY NIGHT	2-3x/week 2-3x/week daily daily	3 Min. 3 Min.
<p><b>BIOS AGE™ factor: 30 - 49</b></p> <p>During your early to mid-40s, the level of hyaluronic acid is only around 50-60%. Our recommendation for the first 8 weeks in this situation, in order to slowly build the body's store of hyalurons back up: regular skin cleansing and hyaluron application (3-4x/week). Also use the BYAS marine algae creams for your daily care finish (day/night).</p>	CLEAN NUTRI DAY NIGHT	3-4x/week 3-4x/week daily daily	3 Min. 3 Min.
<p><b>BIOS AGE™ factor: from 50 upwards</b></p> <p>From your mid-50s/early 60s, your skin only contains about 10% of the original hyaluronic acid quantity. Our recommendation for the first 8 weeks: regular combination application of skin cleansing and Hyaluronan application (4x/week). Also use the BYAS marine algae creams for your daily care finish (day/night).</p>	CLEAN NUTRI DAY NIGHT	4/week 4/week daily daily	3 Min. 3 Min.

Carry out iontophoresis applications (CLEAN / NUTRI) on days on which you do not perform EMS or RF applications.  
If your skin is very sensitive you should limit the recommended application frequency. Use the "medium" intensity level as the maximum level for your skin during the first few weeks. If your skin reacts to applications, seek medical advice as a precaution.

Therefore, base your applications on the BYAS 30 week plan to achieve the best possible application success. This way you achieve a youthfully fresh and fantastic appearance in just a few weeks. Discover a new, perfect you. With BYAS SENSATION.

Skin firming and fat reduction			Effect
LIFT / FIRM SHAPE / STRET	2x/week 2x/week	3 Min. 3 Min.	<p>Your skin circulation improves immediately after the first combined application of intensive cleaning, intensive care and subsequent care finish and your skin looks more radiant and rosy.</p> <p>In the first few weeks the deep-action cleansing of the skin can cause some small pimples or spots to occur.</p> 
LIFT / FIRM SHAPE / STRET	2x/week 2x/week	3 Min. 3 Min.	
LIFT / FIRM SHAPE / STRET	2x/week 2x/week	3 Min. 3 Min.	

# DER BYAS SENSATION 30-WEEK-PLAN

## WEEK 9 – 30.

Maintain your daily care with BYAS marine algae creams for a perfect finish in the upper layers of the skin.

Initial situation	Wrinkle reduction		
<b>BIOS AGE™ factor: up to 29</b> If you are around 30 years old, your hyaluron depot is now slowly refilled. It is sufficient if you now continue the hyaluron application with the BYAS SENSATION system including prior cleaning 1-2x per week. Continue to use the BYAS marine algae cremes for your daily care finish for day and night.	CLEAN NUTRI DAY NIGHT	1-2x/week 1-2x/week daily daily	3 Min. 3 Min.
<b>BIOS AGE™ factor: 30 - 49</b> Refilling your hyaluronic acid depot takes a little longer. You can also treat deeper wrinkles more frequently. We recommend that you use the hyaluron application with the BYAS SENSATION system with cleaning beforehand 2-3x per week. Continue to use the BYAS marine algae cremes for your daily care finish for day and night.	CLEAN NUTRI DAY NIGHT	2-3x/week 2-3x/week daily daily	3 Min. 3 Min.
<b>BIOS AGE™ factor: from 50 upwards</b> Refilling your hyaluronic acid depot takes significantly longer. You can also treat particularly deep wrinkles more frequently. We recommend you continue the combination of skin cleansing and hyaluron applications regularly 4x per week.	CLEAN NUTRI DAY NIGHT	4/week 4/week daily daily	3 Min. 3 Min.

If your skin reacts to applications, seek medical advice as a precaution.

Skin firming and fat reduction			Effect																																								
LIFT / FIRM SHAPE / STRET	1x/week 1x/week	3 Min. 3 Min.	<p>Congratulations!</p> <p>Your hyaluron depots are now refilled, your skin is firmer thanks to the strengthening of its muscles and fat deposits in the cheek, chin and neck areas are reduced.</p> <p>Large pores become smaller. The skin complexion becomes significantly finer. Smaller wrinkles disappear. The depth of large wrinkles gradually reduces. Your skin is more radiant and fresh. You look years younger.</p> <p>After the first 30 weeks:</p> <p>From now on it is sufficient if you carry out applications with the BYAS SENSATION system as follows:</p> <table><tr><td></td><td></td><td></td><td>BIOS AGE™</td></tr><tr><td rowspan="3">CLEAN</td><td>1x/week</td><td>3 Min.</td><td>up to 29</td></tr><tr><td>1-2x/weeks</td><td>3 Min.</td><td>30 - 49</td></tr><tr><td>2-3x/weeks</td><td>3 Min.</td><td>from 50 upwards</td></tr><tr><td rowspan="3">NUTRI</td><td>1x/week</td><td>3 Min.</td><td>up to 29</td></tr><tr><td>1-2x/weeks</td><td>3 Min.</td><td>30 - 49</td></tr><tr><td>2-3x/weeks</td><td>3 Min.</td><td>from 50 upwards</td></tr><tr><td>LIFT / FIRM</td><td>1x/week</td><td>3 Min.</td><td></td></tr><tr><td>SHAPE / STRET</td><td>1x/week</td><td>3 Min.</td><td></td></tr><tr><td>DAY</td><td>daily</td><td></td><td></td></tr><tr><td>NIGHT</td><td>daily</td><td></td><td></td></tr></table>				BIOS AGE™	CLEAN	1x/week	3 Min.	up to 29	1-2x/weeks	3 Min.	30 - 49	2-3x/weeks	3 Min.	from 50 upwards	NUTRI	1x/week	3 Min.	up to 29	1-2x/weeks	3 Min.	30 - 49	2-3x/weeks	3 Min.	from 50 upwards	LIFT / FIRM	1x/week	3 Min.		SHAPE / STRET	1x/week	3 Min.		DAY	daily			NIGHT	daily		
			BIOS AGE™																																								
CLEAN	1x/week	3 Min.	up to 29																																								
	1-2x/weeks	3 Min.	30 - 49																																								
	2-3x/weeks	3 Min.	from 50 upwards																																								
NUTRI	1x/week	3 Min.	up to 29																																								
	1-2x/weeks	3 Min.	30 - 49																																								
	2-3x/weeks	3 Min.	from 50 upwards																																								
LIFT / FIRM	1x/week	3 Min.																																									
SHAPE / STRET	1x/week	3 Min.																																									
DAY	daily																																										
NIGHT	daily																																										
LIFT / FIRM SHAPE / STRET	2x/week 2x/week	3 Min. 3 Min.																																									
LIFT / FIRM SHAPE / STRET	2x/week 2x/week	3 Min. 3 Min.																																									



# WARNINGS

TO USE THE FACE LIFTER PROPERLY, PLEASE NOTE THE FOLLOWING IMPORTANT INSTRUCTIONS.

- Before using the Face Lifter, remove all metallic jewellery (rings, piercings, etc.).
- The Face Lifter should not be used near shortwave and microwave therapy devices or mobile high-frequency devices (e.g. mobile phones), as these can cause fluctuations in the output values. The distance should be at least 1 meter.
- Only use the special BYAS products for treatment with the Face Lifter. The special ionised BYAS serums and the BYAS Face Lifter are especially matched to each other. Only through this special interaction can the deep infiltration of the special hyaluron active ingredient complex together with the specialised additive complex be achieved. It is not possible to achieve this effect with other, products (cosmetics, pharmaceuticals, etc.), which are not specifically ionized. In the case of RF applications only the BYAS special gel with the active **LIPorelease™** ingredient complex acts like a catalyst to enhance the effect of the Face Lifter. This is not possible if other gels are used, which do not have these special fat-formation inhibiting and fat breakdown stimulating properties.
- Ensure that there is always sufficient serum or gel under the bipolar application discs of the Face Lifter, to avoid possible skin irritations. Increase the quantity used if necessary. You must increase the quantity of gel used, especially if the skin is especially sensitive to the heat generated during the RF treatment.
- The serums and gels are solely intended for external use on the skin.
- Avoid contact of serum, gel and the bipolar application discs of the Face Lifter with the eyeballs, eyelids and mucous membranes.
- In the case of EMS and RF programmes, keep to 2 treatment days per week. In addition, one treatment free day should lie between them.
- Use iontophoresis treatments (programmes: CLEAN, NUTRI) for a maximum total time of 6 minutes per area of the skin (3 min. CLEAN, 3 min. NUTRI) on any one day.
- Do not use treatments with the EMS LIFT and FIRM programmes and the RF SHAPE and STRET programmes on an area of the skin twice on the same day. Keep to a total treatment time of 3 minutes per area of skin on anyone day.
- Keep the Face Lifter and the serums out of reach of children. Do not store the serums and gel above 25° C.
- If your skin reacts to applications, it is your personal responsibility to seek medical advice as a precaution.

# CONTRAINDICATIONS

THE FACE LIFTER MAY NOT  
BE USED IN CERTAIN CASES.

- By persons who wear a cardiac pacemaker or an ICD (implantable cardioverter defibrillator).
- By persons with metal-containing intrauterine pessaries (coil) or with metallic implants in the area of the current flow or permanent fillers in the treatment area.
- By persons with a thyroid hyperfunction, in the front neck and chest area.
- By persons with multiple sclerosis.
- By persons who are pregnant or breastfeeding.
- By persons on or in the area of a diseased (malignant) or operated part of the skin in the treatment area.
- By persons who currently have serious diseases, e.g. heart disease.
- By persons who have a weakened immune system, or who have immunosuppressing diseases or take immunosuppressors.
- By persons who have symptoms that can be activated by heat, e.g. recurring herpes simplex (in the treatment area).
- By persons who have symptoms on the skin in the treatment area, which are not suitable for treatment, e.g. wounds, psoriasis, eczema or rashes.
- By persons who have had surgery, laser treatment or deep-action chemical peeling in the treatment area within the past 3 months or the consequences of such interventions have not yet completely receded.
- Under 18 years.

## PLEASE NOTE:

Only you know your own personal health history. Use of the BYAS Face Lifter and the BYAS special care products is therefore your own personal responsibility. If you are uncertain about their use or side effects, please always seek medical advice.


# CARE AND USAGE INSTRUCTIONS


- Store the Face Lifter in a dry place. The device is not waterproof. Do not wash the device with water and do not hold it under the running water.
- Clean the bipolar application discs with a damp cloth after each use. The device must always be completely switched off during cleaning. Do not use any aggressive or chemical cleaning agents.
- The programmed time for each application is 3 minutes. If the Face Lifter is then not used, the device switches to Standby mode within 1 minute. If the device is not reused within 8 minutes it switches itself off automatically.
- An application can be interrupted by pressing the PAUSE button. The Face Lifter then switches to Standby mode automatically. If the programme is not continued within 8 minutes, the device switches itself off automatically.
- The nominal input voltage is 110 V to 240 V alternating voltage. This means that you can take the Face Lifter with you when you travel and use it in the whole world.
- Always keep electrical contacts clean, free of dust and dry.
- Do not use the Face Lifter while the battery is charging.
- Service work may only be carried out by authorised persons or companies.

## BATTERY CHARGING

- Fully charged, the Face Lifter operates for around 1 hour.
- Start charging if the battery symbol in the display of the Face Lifter only shows one bar.
- To charge the Face Lifter place it on the connection pin in the base. Connect the USB cable with the USB mains plug and plug it into a socket. Alternatively, you can also plug the cable into the USB connection of a computer or laptop and charge the Face Lifter this way.
- You can recognise the active charging process by the bars that move in the battery symbol on the display. At the same time an upward counting time indicator appears.
- When the battery is completely charged, the Face Lifter switches off automatically. After charging, always remove the USB cable between the base and the mains plug or computer. You can then leave the Face Lifter in the base.
- To optimally support the life of the battery you should not start the first 2 or 3 charging processes until only 1 bar is displayed in the battery symbol. You must also wait for charging to be stopped automatically by the device.

# TECHNICAL SPECIFICATIONS

DEVICE NAME 	
Device	WFL-002-02

HAND-HELD DEVICE 	
Voltage	max. 60 V
Battery	Lithium/Ion
Mains voltage	3,5 V
Weight	150 g (gross)
Dimensions	150 mm x 50 mm x 36 mm









WELLSTAR GMBH & CO. KG  
Charlottenstraße 4 | 10969 Berlin | Deutschland  
Tel.: +49 (0)30. 47 37 28 - 0 | Fax: +49 (0)30. 47 37 28 - 11  
[www.wellstar-company.com](http://www.wellstar-company.com)

BYAS®, BYAS SENSATION®, Face Lifter®, BYAS MOVE®, MST®, BIOS AGE® and LIPOrelease®  
are registered trademarks. The MST patent is pending.  
© All rights reserved by WellStar GmbH. Copying and editing exceeding the copyright framework  
are not permitted without prior written permission.

