
PDT(LED) skin care machine GD-1.0



Catalogue

- I. Product Introduction
- II. Advantages of Product
- III. Treatment Applications
- IV. Technical Parameters:
- V. Name of Parts
- VI. Installation
- VII. Operation Use
- VIII. Operation Notice
- IX. Daily Maintenance
- X. Treatment Reference

I Product introduction

LED medical treatment system, as the newest high-tech product, adopts the imported gene biology-wave lamp-house with over 99% original LED from America, with the unique transmitting technology by light signal in the world, not heat effect.

II Advantage of product

1. Strong energy and density
2. 720-degree eddy of the treatment head
3. Bigger area irradiation, arc design of the light head suitable for the character of face
4. Control of the up-down pole for easy operation
5. One equipment with two different lights (red and blue), the keys for two lights can be easily switched
6. 100% safety
7. No hurt to the skin cell, no side effect
8. Simple operation, no need of professional training
9. Longer lifetime, steady capability, longer continued word time
10. No special nurse and normal dressing for skin after treatment,
11. Fit for any skin
12. Matrix arrange of light source for face treatment

III Treatment applications

Removal: Whelk, Macula, and Folliculitis

Improvement: Coarse Pore, Flabby Skin, thin Wrinkle, Gray complexion etc.

Improvement: Improve facial nerve anaesthesia, Relieve pressure, Improve sleeping.

Desalt: Fleck, Sunburn, and Age Pigment etc.

Rehab: Any burn, Blain or Pigmentation caused by high energy from IPL and laser treatment.

Modulation: Maladjusted incretion, Ovary Maintained, breast lifting.

IV Technical parameters

Lightness: $\geq 8000\text{mcd}$

Light source: LED gene biology light

Seven colors.

Output wave: Red $640\text{nm}\pm 5\text{nm}$, Blue $470\text{nm}\pm 5\text{nm}$, Green $560\text{nm}\pm 5\text{nm}$, Yellow $590\text{nm}\pm 5\text{nm}$.

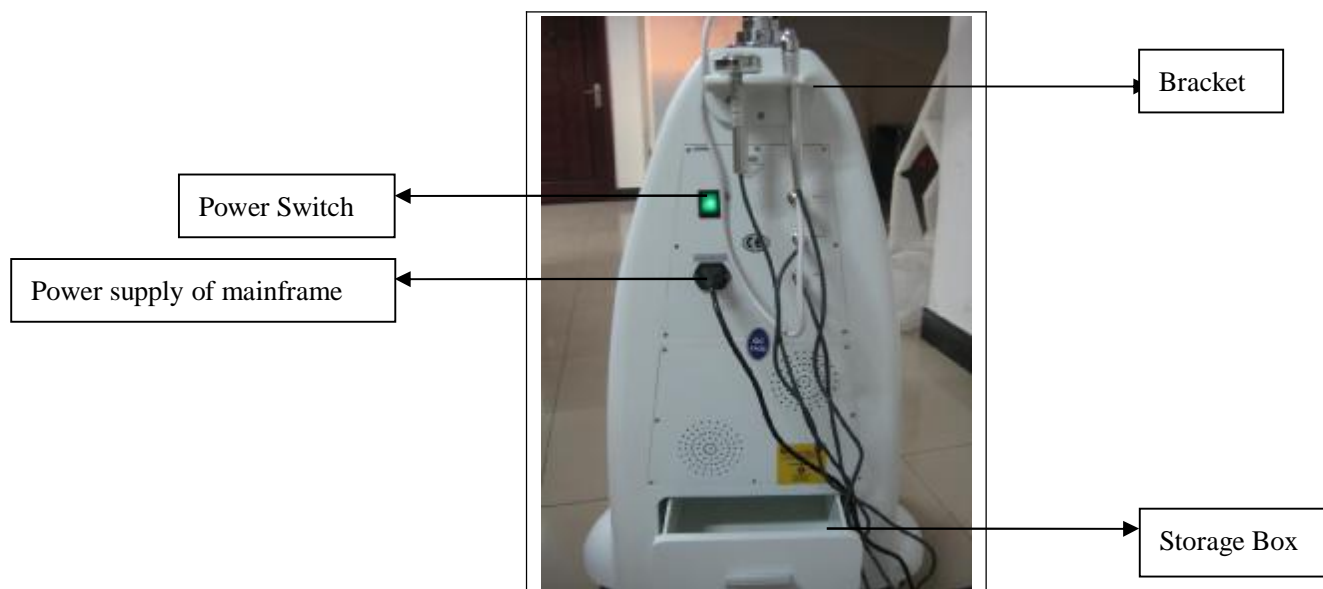
Voltage: 220V 50Hz or 110V 60Hz

Output power: $120\text{mw}/\text{cm}^2$


Size: $132\times 111\times 45\text{cm}$

Weight: 38KG

V Name of parts



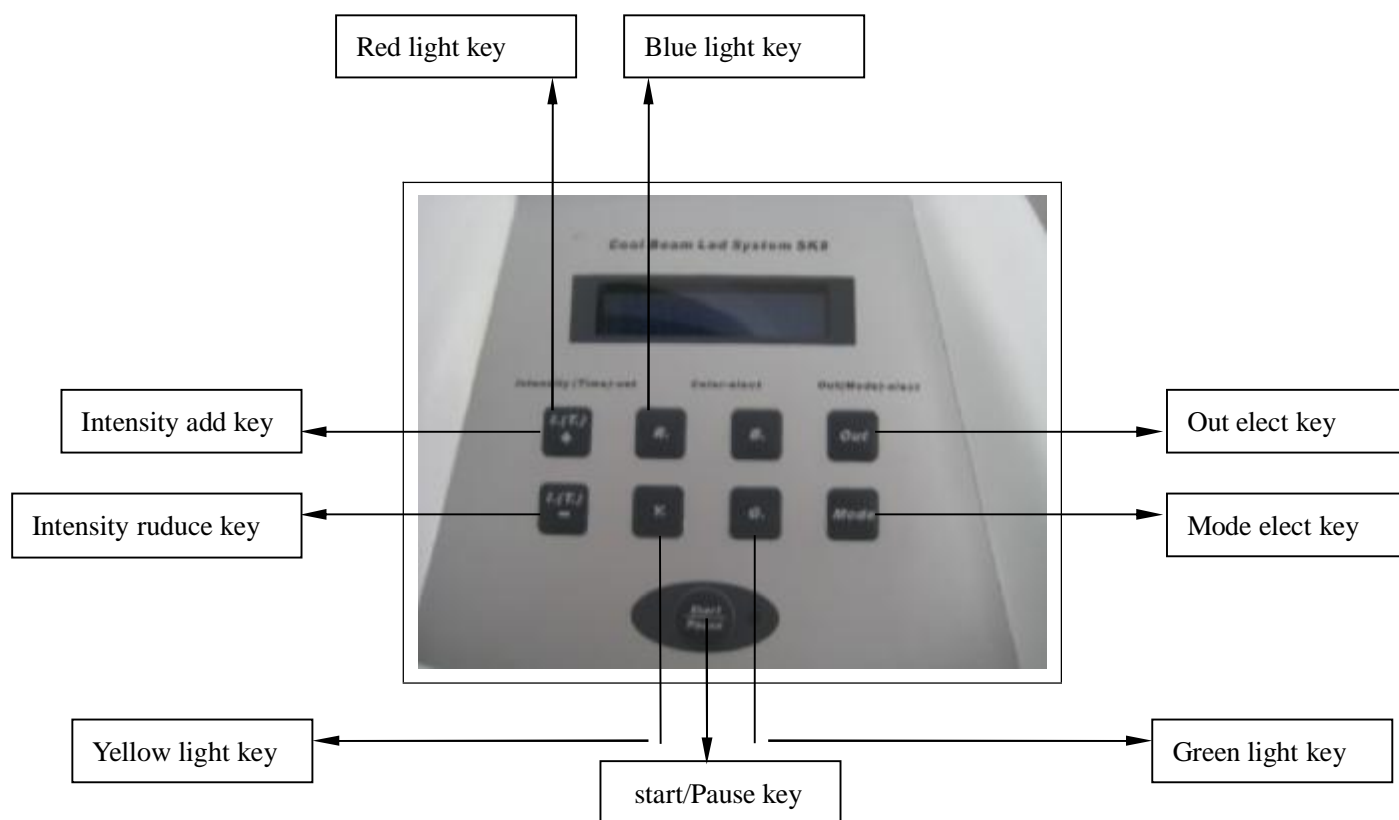






VI Operation introductions

(I)、Functions of key-press



(II), Operation steps

- 1、Put through the power, power on the power switch.
- 2、 Choose the light, the key is compound key, one press to pitch on, one more press to cancel. For example, If you want to change the light from “R” to “B”, first press B key, it is RB in the screen, press R key again, then, the light is “B” light.
- 3、 When the start/pause key is on start, you can press “+” and “-” to increase or reduce the intensity, it is from 1 to 9;
When the start/pause key is on pause, you can press “+” and “-” to set the time you want for the treatment.
- 4、 Press “out” key to choose the treatment style. There are three options, 1 is the biggest light, 2 is medium light, 3 is the smallest light.
- 5、 In the process, you can change the shining mode as you wanted. Press “mode”, it can range from 1 to 9, 1 is lasting light. If you want to stop working in midway, only to press “Start /Pause key”. Then turn off the power switch.

VII. Operation Notice

1. The treatment accepted should wear the professional eyepatch or covered veil.
2. Don't directly watch the high impulse light from the treatment head.
3. Don't use the machine beside the anaesthetic or tinder.
4. Before treatment, the skin can't touch alcohol or acet. or other tinder. If the machine is cleared by alcohol, the machine can be started when the alcohol completely volatilized.
5. The maintenance must be after closing the machine and taking off the power line. The maintenance with power may do harm to the body or device itself.
6. The treatment head is precise optics apparatus, avoiding shake or impact.

VIII. Daily Maintenance

1. Simple maintenance, longer use
2. Clean devices
 - (1) The machine should be cleaned one time every week, using the soaked soft cloth to wipe the surface, or with the mild cleanser.
 - (2) The clean soft cloth to clean the screen
 - (3) Don't make the liquid penetrating the machine.

IX. Treatment Reference

(I) White beauty

1.curative effect:

Deeply cleanse the skin, dispel died cutin, black conk, grease granule, effectively preventing melanin.

2.products advised:

Natural herbage element + rhodamine oil

Natural herbage foliage element

White massage cream

3.operation steps:

Clean skin: clean cream (deeply white style)
Bright skin: bright skin water+ cutin removal
Massage: massage milk/white style (red light: 15 minutes)
Pink injected: white pink (mixed light: 15 minutes)
Facial mask: white mask (mixed light: 15 minutes)

4.right period of treatment:

Prophase (five times): twice/week
Anaphase (five times): once/week
40 minutes/time, 10 times is one period of treatment.

(II) Speckle removal

1.curative effect:

Repaired film is formed, melanin prevented, sufficient water is penetrated into the skin, the skin restored elasticity, tenderness.

Mixed with alga element, opening tiny cycle system, helping the skin eliminate toxin, break up melanin and desalt black speckle and fleck.

2.products advised:

Vitamin C+ white element

3.operation steps:

Clean skin: white milk (deeply white and speckle removal style)
Bright skin: bright water+ cutin removal
Massage: massage cream (deeply white and speckle removal)(red light: 15 minutes)
Pink injected: white pink (mixed light:5 minutes)
Facial mask: white mask (red blue: 5 minutes or mixed light: 15 minutes)

4.right period of treatment:

Prophase (five times): twice/week
Anaphase (five times): once/week
40 minutes/time, 10 times is one period of treatment.

(III) Keep water

1.Curative effect

Recruit and keep water, rebirth the skin, nourish skin and repair damaged cell, skin rejuvenation and brightness.

2.products advised:

Speckle removal element and nutritional massage solid

3.operation steps:

Clean skin: clean cream (keep water style)
Bright skin: soft water+ cutin removal
Massage: massage cream (keep water style) (red light: 15 minutes)
Pink injected: pink water (mixed light: 5 minutes)
Facial mask: white mask (keeping water style)(red blue: 15 minutes or mixed light: 15 minutes)

4.right period of treatment:

Prophase (five times): twice/week
Anaphase (five times): once/week

40 minutes/time, 10 times is one period of treatment.

(IV) Relax sensitivity

1. Curative effect

Relax and slip the sensitive situations, like erythema, ardour. Keep the skin healthy, turns out bright and smooth.

2. products advised:

Soft element (anti-sensitivity)

3. Operation steps

Clean skin: clean cream(anti-sensitivity)

Bright skin: soft water

Massage: massage milk (anti-sensitivity)(massage + red light: 15 minutes)

Anti-sensitivity element (no inject):mixed light:10 minutes

Facial mask (anti-sensitivity):red light or mixed light:15 minutes

4. right period of treatment:

Prophase (five times): twice/week

Anaphase (five times): once/week

40 minutes/time, 10 times is one period of treatment.

(V) Pox and marking removal

1. Curative effect

Mend the dry skin and adjust the grease exudation, effective treatment to acne , frap the pore and skin care.

2. Products advised:

(1) Part daubing (like acne clean, lavender essence oil, sage essence)

(2) Matrix optimized element

(3) Part daubing mask (diminishing inflammation)

(4) Part daubing mask (promoting blood cycle)

3. Operation Steps:

Clean skin: clean cream (diminishing inflammation)

Bright skin: bright water (diminishing inflammation)

Part clean up: one customer, one stitch (professional acne pin)

Shining:

(1) Part daubing the four advised products (blue light shining 15 minutes)

Affected part daubed: Acne clean, sage essence, diminishing inflammation

Branded skin and big pore daubed: Matrix optimized element, mask (promoting blood cycle)

(2)Part daubing the four advised products (mixed light shining 20 minutes)

Affected part daubed: Acne clean, sage essence, diminishing inflammation

Branded skin and big pore daubed: Matrix optimized element, mask (promoting blood cycle)

(3)Part daubing the four advised products (red light shining 10 minutes)

Affected part daubed: Acne clean, sage essence, diminishing inflammation

Branded skin and big pore daubed: Matrix optimized element, mask (promoting blood cycle)

4. right period of treatment:

Prophase (five times): twice/week

Anaphase (five times): once/week
40 minutes/time, 10 times is one period of treatment.

(VI) Physical therapy of body (face lifting)

1. Curative effect

On the theory of warm-heating physics, the temperature goes up under the skin, so that the structure cells activated, tiny blood vessel expanded, blood cycle speeded up, metabolism and ejected functions of lymph boosted up, toxin and fat dredged.

2. products advised

Clean cream (body beauty)

Cutin solid

Massage gel (body beauty)

Film (body beauty)

3. Operation steps

Clean body: body clean cream

Cutin removal: body cutin solid

Body massage: body massage gel (red light: 20 minutes)

Body film: white body film (red light: 15 minutes or mixed light: 15 minutes)

4. right period of treatment:

Prophase (five times): twice/week

Anaphase (five times): once/week

40 minutes/time, 10 times is one period of treatment.

Taking the treatment head can do face lifting and parts treatment.

(III) Colors for different treatments

Red light for skin rejuvenation

Blue light for acne

Purple light is the combination of red light and blue light, so functions for both red light and blue light

Yellow light will give energy for the skin, improve immunity ability for the skin.

Green light is used to relax the skin, let the patient get relaxed from hard work.

Orange light is used to improve the metabolism for the skin.

Radium light can penetrate into the skin very deeply and can be used for the pigment treatment, speckles removal and improve the skin.

There are also some other lights combination of the colors, so the functions are combined.

(VII) Breast beauty

1. curative effect

Stimulating the rebirth of galactophore cell, reinforcing the ligament structure, reaching the natural and erect effect.

2、 products advised:

Breast beauty essence oil

Breast beauty massage milk

3. Operation Steps:

Clean skin: clean cream (anti-sensitivity)

Bright skin: soft water

Massage: breast beauty essence oil (massage+ red light: 15 minutes)

Anaphase: red light: 15 minutes or mixed light: 15 minutes

4.right period of treatment:

Prophase (five times): twice/week

Anaphase (five times): once/week

40 minutes/time, 10 times is one period of treatment.