


Welcome
and thank you for choosing




Online Children's Literature Library

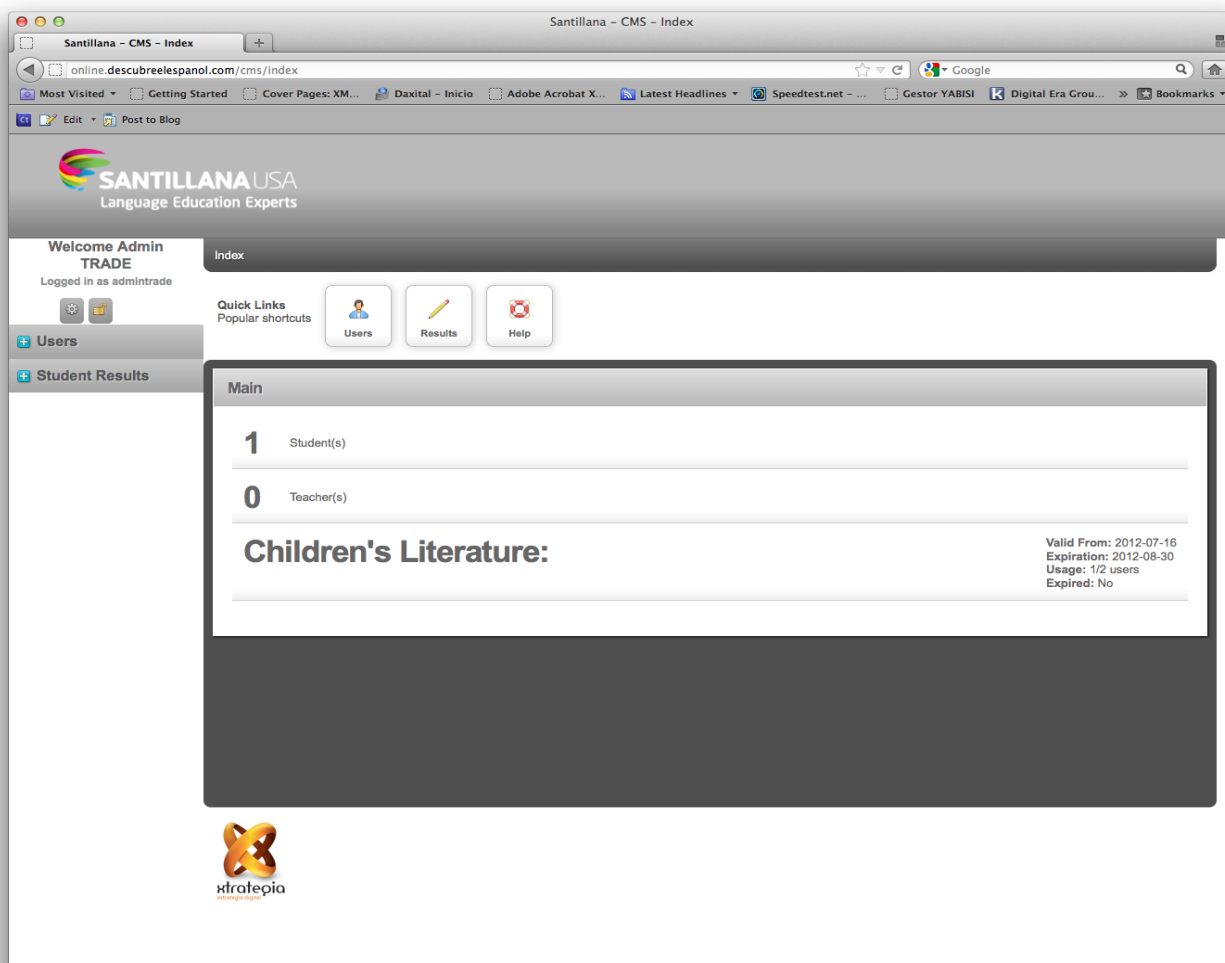


- ✓ Connect to elearning.santillanausa.com (no www in front). Select My eBooks.

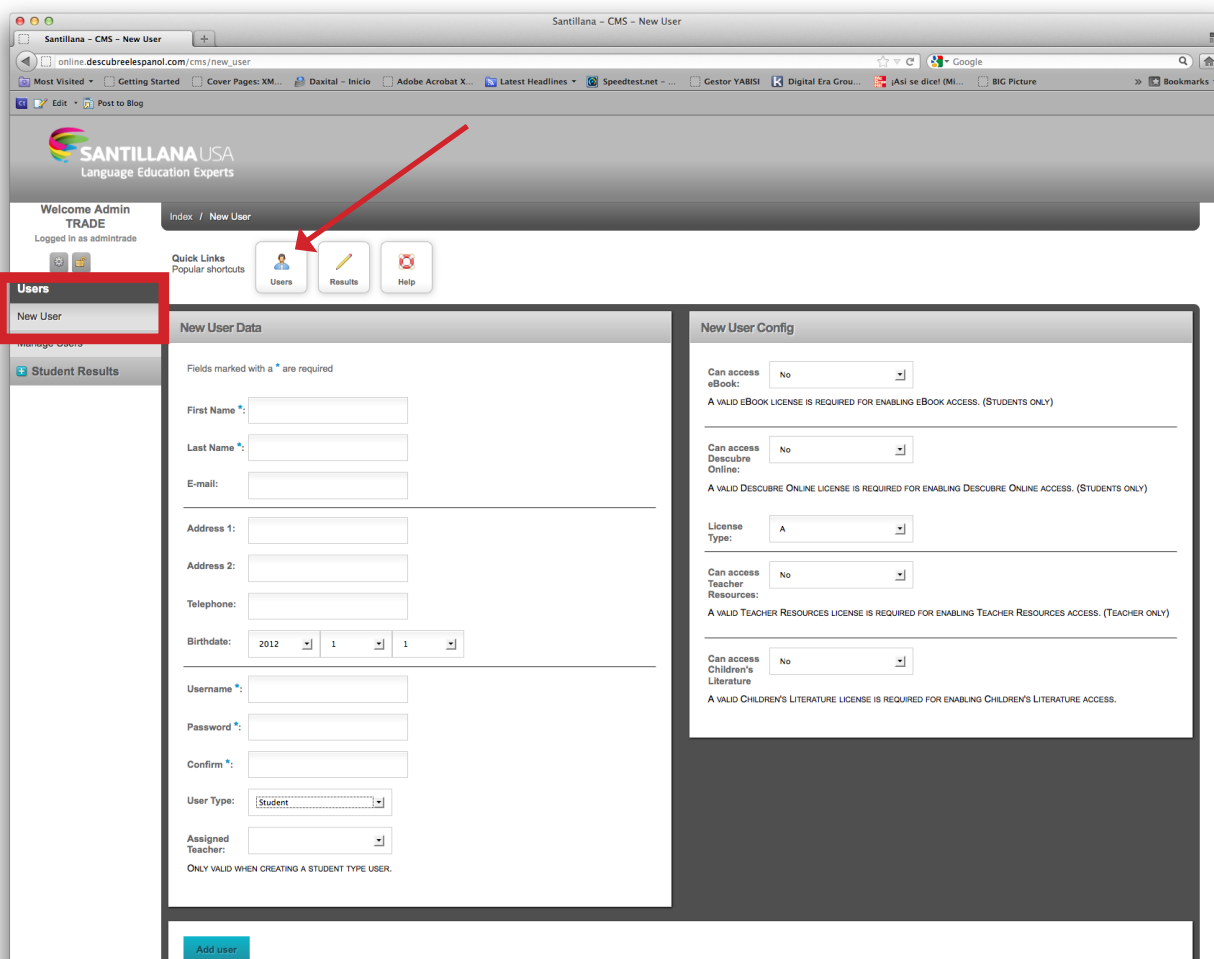


- ✓ Enter your log in data. This information will be provided in an e-mail previously sent by Santillana USA.
 - Enter your username and password.
 - Then, click on  .

- ✓ Once you have accessed the platform, you will arrive on the Main Page. From this page, you can view a summary of the products you have purchased and the expiration date.

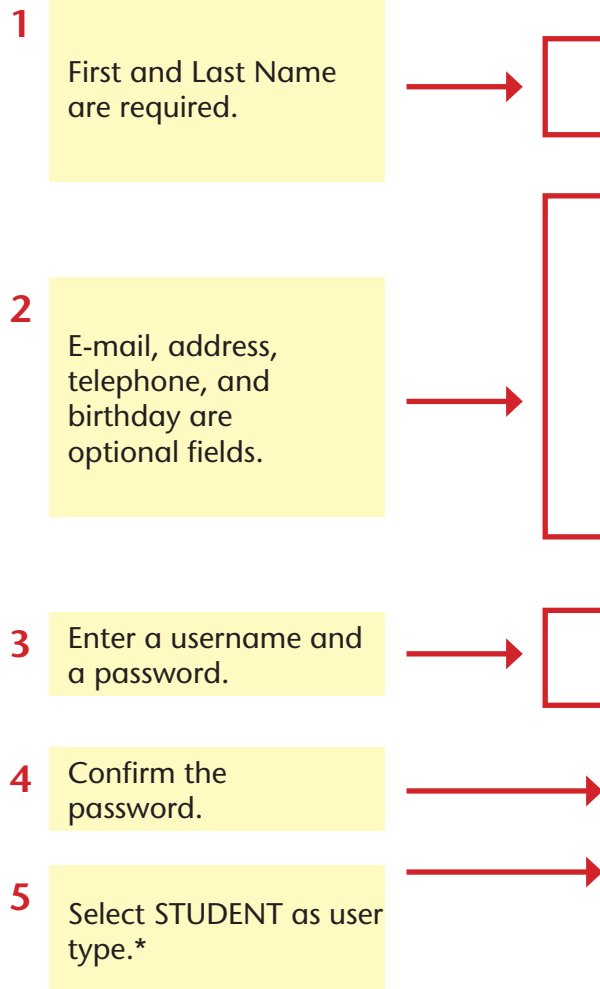


- ✓ In order to create a school user ID:
 - Click on USERS in the left column and then select NEW USER.



The screenshot shows the 'Santillana - CMS - New User' interface. The browser address bar shows 'online.descubreespanol.com/cms/new_user'. The page header includes the Santillana USA logo and 'Language Education Experts'. Below the header, there is a 'Welcome Admin TRADE' section with 'Logged in as admintrade'. A 'Quick Links' section contains icons for 'Users', 'Results', and 'Help'. The 'Users' icon is highlighted with a red box, and a red arrow points to it. The main content area is divided into two columns: 'New User Data' and 'New User Config'. The 'New User Data' section contains fields for First Name, Last Name, E-mail, Address 1, Address 2, Telephone, Birthdate (with dropdowns for year, month, and day), Username, Password, Confirm, User Type (set to 'Student'), and Assigned Teacher. The 'New User Config' section contains several dropdown menus for 'Can access eBook', 'Can access Descubre Online', 'License Type' (set to 'A'), 'Can access Teacher Resources', and 'Can access Children's Literature'. Each dropdown menu has a 'No' option selected. Below the 'New User Data' section is an 'Add user' button.

- Complete all user information.



New User Data

Fields marked with a * are required

First Name *:

Last Name *:

E-mail:

Address 1:

Address 2:

Telephone:

Birthdate: 2012 1 1

Username *:

Password *:

Confirm *:

User Type: Student

Assigned Teacher:

This field does not apply. Please disregard.

ONLY VALID WHEN CREATING A STUDENT TYPE USER.

*This will enable students to access the platform with the username and password generated.

New User Config

Can access eBook:

A VALID EBOOK LICENSE IS REQUIRED FOR ENABLING EBOOK ACCESS. (STUDENTS ONLY)

Can access Descubre Online:

A VALID DESCUBRE ONLINE LICENSE IS REQUIRED FOR ENABLING DESCUBRE ONLINE ACCESS. (STUDENTS ONLY)

License Type:

Can access Teacher Resources:


A VALID TEACHER RESOURCES LICENSE IS REQUIRED FOR ENABLING TEACHER RESOURCES ACCESS. (TEACHER ONLY)

Can access Children's Literature:

A VALID CHILDREN'S LITERATURE LICENSE IS REQUIRED FOR ENABLING CHILDREN'S LITERATURE ACCESS.

These fields do not apply. Please disregard.

6



Select **YES** on the Children's Literature field.





7

Add user



When finished filling in all the information, click on the **ADD USER** button.

✓ In order to edit or manage user data, click on MANAGE USERS in the left column.

- Access this feature by clicking the  button at the top of the screen.
- Search for a user by name.
- Edit the user information using the pencil tool icon .
- Change any user information, including User password.
- To delete a user, just click on the Delete user tool .
- Remember to log out  at the end of your session.
- Be sure students and teachers login from elearning.santillanausa.com or myebooks.santillanausa.com

We hope you enjoy our product.

My eBooks Minimum Requirements

- ✓ **Operating System (OS)**
 - Microsoft Windows XP, SP2 (32-bit) or higher
 - Mac OS 10.4.11 or higher
- ✓ **Processor**
 - Intel Pentium 4 or higher (Win)
 - Intel Core 2 Duo 2GHz or higher (Mac)
 - You can use the Single-Core Intel 2.0GHz, but it is slow.
- ✓ **RAM memory**
 - 1GB or higher (Mac & Win)
- ✓ **Broadband Internet Connection**
 - DSL (4Mb)
 - The minimum is DSL 1.5 Mbps. With this you can access the page, but the experience of content will be slower, especially in the video section.
- ✓ **Recommended resolution**
 - 1280 x 1024
- ✓ **Flash Player**
 - 10 or higher
- ✓ **Acrobat Reader**
 - 8.1 or later
- ✓ **Browser**
 - For best performance, we recommend the following browsers:
 - Safari 3.1.2 or higher
 - Mozilla Firefox 3.0.5 or higher
 - Google Chrome
 - Microsoft Internet Explorer (IE Explorer) 7 or higher

** Any of these browsers need the Flash 10 plugin installed.
- ✓ **Firewall requirements**
 - As long as the firewall is not blocking this site in particular, it's should not be a problem. The pop-up blocker function in the browser needs to be disabled.