



MyCollectionPlaces

a Prestashop module

User manual

Summary

Installation	3
On the front office	5
<i>When ordering</i>	5
Booking system	7
<i>Daily place quota</i>	7
<i>Reservation windows</i>	8
Settings	9
<i>Carrier settings</i>	9
<i>Reservation settings</i>	10
<i>places settings</i>	12
Administration	15
<i>Month collections view</i>	15
<i>Week collections view</i>	16
<i>Day collections view</i>	17

Installation

Upload module

Upload with FTP protocol

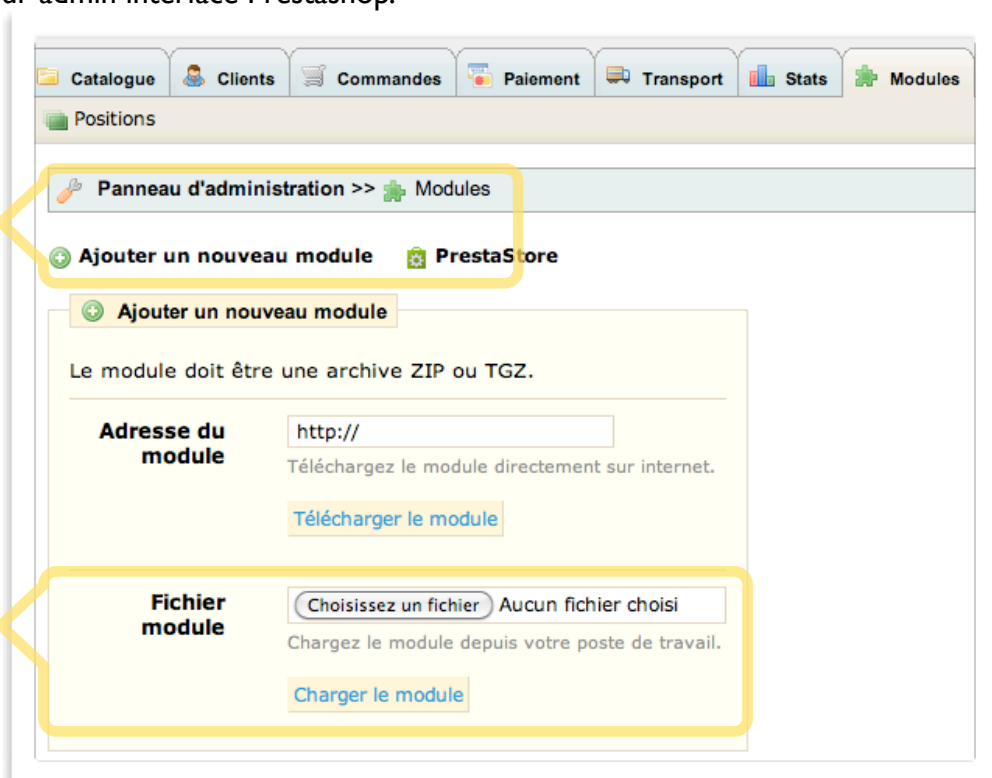
Unzip the module and drop the folder «myCollectionPlaces» in the folder /modules/ on the Prestashop folder on your web server.

Send via the modules management interface

Go to the modules section of your admin interface Prestashop.

Click on the link "Add a new module," the panel below appears.

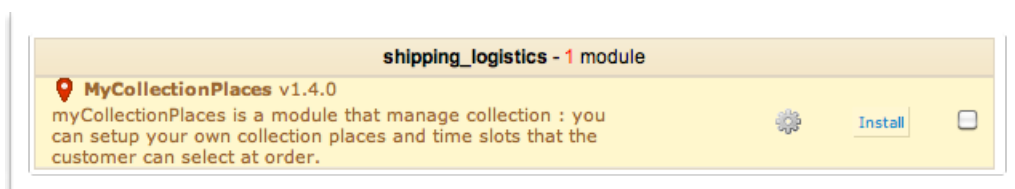
Select the module zip file by clicking on "Choose File" then click "Load Module" and wait for sending the file.



Module installation

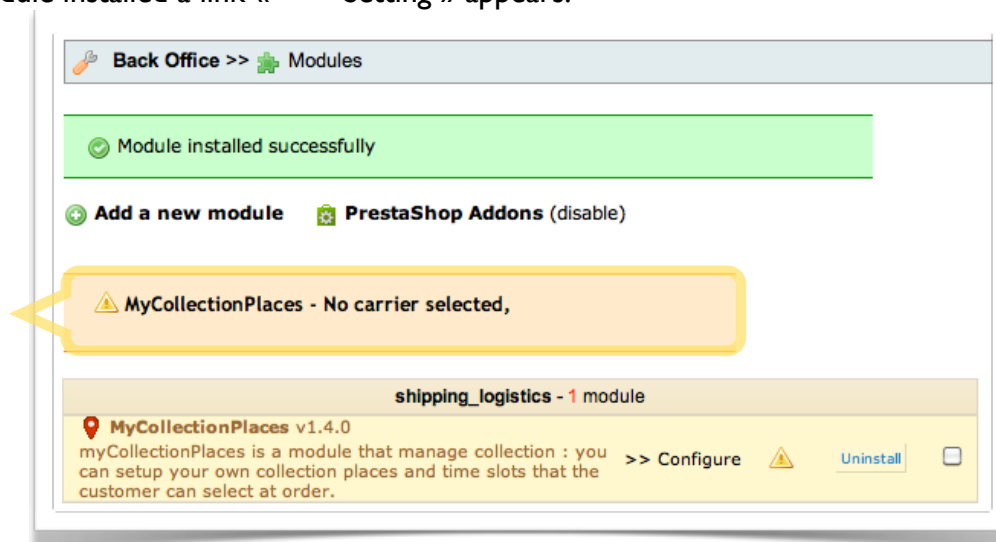
Once sent the module appears in the list of modules.

Just click on the Install button.



Once the module is installed a link « >>> Setting » appears.

Messages warning you that the module is not configured. It's necessary to associate the module to a carrier and set at least one slot and an area for the module is functional.



On the front office

When ordering

Displaying panel Reservation

The module allows customers to book a place, a day and a time slot during the choice of carrier.

The reservation is performed after selection of the delivery address, in postage step.

The reserve board appears when selecting the carrier module, it disappears when selecting an other carrier.

Available places are displayed pre group of five and sorted by distance from customer. The distance is calculated as bird flight from customer collection address. If the customer address is not accurate, distances are not calculated.

The available slots are displayed in green, they depend on chosen place. The customer can only select an available time slot to validate the collection. The availability of slot is depending on max collection count of the day. (See Limitation of reservations quota).

Home > Shipping

SHIPPING

Summary Login Address **Shipping** Payment

Terms of service

I agree with the terms of service and I adhere to them unconditionally. ([read](#))

Choose your delivery method

I agree to receive my order in recycled packaging.

Carrier	Information	Price
<input type="radio"/> My carrier	Delivery next day!	Free!
<input checked="" type="radio"/> Collection	Pick up in-store	Free!

Select a collection place

Distance from 6 Cardinal Walk SW1E 5JE London (accurate)

Collection place	Location
<input type="radio"/> Costcutter 113 Lower Marsh SE1 7HR Lambeth	2100 yards
<input type="radio"/> Greensmiths Food 27 Lower Marsh SE1 7RG Lambeth	2200 yards
<input type="radio"/> Bloom flowers 45 Shelton St WC2H Camden Town	2300 yards
<input type="radio"/> Leonard & Michael 2 Poppins Ct EC4A 4AX Londres	3300 yards
<input checked="" type="radio"/> Club Havana 45 Farringdon Rd EC1M 3JB Camden Town	3700 yards

Ask for tom to get your package quickly

Select a time slot for collection

Availability in week 23 on 2011 for Club Havana

	6th Jun	7th Jun	8th Jun	9th Jun	10th Jun
8:00am		<input checked="" type="radio"/> Tuesday morning	<input checked="" type="radio"/> Wednesday morning		<input checked="" type="radio"/> Friday morning
12:00pm					
3:00pm	<input checked="" type="radio"/> Monday evening	<input checked="" type="radio"/> Tuesday evening	<input checked="" type="radio"/> Wednesday evening		<input checked="" type="radio"/> Friday evening
6:00pm					

« Previous Week Next Week »

The slots are configured posted on a weekly schedule by default, the customer can change the week of collection.

Booking restrictions

The Reserve Board should mark the address selected by the customer.

If reservations are not available (reservation length at 0 or no time slots available) and if the place selection without time slot reservation is disabled then carrier is not available. (See reservation parameters)

Carrier	Information	Price
<input type="radio"/> My carrier	Delivery next day!	Free!
<input type="radio"/> Collection	Pick up in-store	Free!

Collection is disabled : Reservations are not available for the moment.

If at least one of the products of the customer cart is not in the category associated with the carrier, the carrier is not available. (See carrier parameters)

Carrier	Information	Price
<input type="radio"/> My carrier	Delivery next day!	Free!
<input type="radio"/> Collection	Pick up in-store	Free!

Collection is disabled : Collection is not available for products in your cart.

Reservations calendar

The schedule takes into account the reservations already booked collections and follows the rules of the booking period.

Time slots can be disabled on certain days of the week. In the example above the right slot from 8am to 12pm set off Saturday, Sunday and Monday.

Select a time slot					
	24th Jan	25th Jan	26th Jan	27th Jan	28th Jan
8:00am	Monday matin	Tuesday matin	Wednesday matin	Thursday matin	
12:00am	Monday midi	Tuesday midi		Thursday midi	
3:00pm	Monday soir	Tuesday soir		Thursday soir	
6:00pm					

The color of the timeslot depends on its collection capacity which depend on the reservations count already made. (See chapter on reservation system)

You can set vacation periods and holidays for which no reservation is possible.

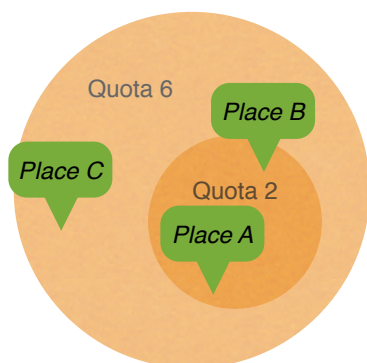
By default the reservation is automatically confirmed upon payment of the order but it can also be confirmed at a subsequent stage of the order.

Booking system

Daily place quota

You can limit the amount of places that you can deliver each day, by assigning a quota to each place and by setting a daily quota.

Thus a customer cannot select a place witch quota would made exceed the daily allowed quota.



For example you can set two quota :

For places which are near from your warehouse assign a low quota, in our example 2.

For places which are far from your warehouse assign a higher quota, in our example 6.

We consider that in our case, collection from place C take 3x much time that in the places A and B.

A quota of a place is taken into account if one of more collection are planed in. Indeed supply of the place is done once a day for all customer shipment.

A place is available for a given day, if the sum of quotas of places which have reservations and the quota of the given place is lower then the daily allowed quota.

Occupation sample

Example : daily quota at 8

Day	Collection count place A, quota 2	Collection count place B, quota 2	Collection count place C, quota 6	Quota sum	Places availability
Monday 12	0	2	2	8	A available, B & C unavailable
Tuesday 13	10	12	0	4	C unavailable, A & B available
Wednesday 14	1	5	0	20	C unavailable, A & B available
Thursday 14	8	0	0	10	A, B & C available

Collection count by time slot

A second option let limit the amount of collection per time slot of each place. Past this threshold, collections of other customers are not available for time slot of the place.

Reservation windows

The booking window is all the weeks which a reservation is possible. Defined by:

- The day and start time of the booking period,
- The reservation shift that defines the number of weeks to wait to make a reservation
- The reservation period that defines the number of weeks during which it is possible to make a reservation

In all cases it is not possible to perform reservation the same day.

Reservation windows samples

mon	tue	wed	thu	fri	sat	sun
28	29	30	1	2	3	4
5	6	7	8	9	10	11
12	13	14	15	16	17	18
19	20	21	22	23	24	25
26	27	28	29	30	31	1

In the example displayed, the reservation windows is defined by :

Reservation period : 7 days

Reservation start : The next week

week start : Monday 00H00

The days available begins on Monday of the next week.

mon	tue	wed	thu	fri	sat	sun
28	29	30	1	2	3	4
5	6	7	8	9	10	11
12	13	14	15	16	17	18
19	20	21	22	23	24	25
26	27	28	29	30	31	1

In the example displayed, the reservation windows is defined by :

Reservation period : 12 days

Reservation start : The same day

The days available begins the current day for 12 days.

mon	tue	wed	thu	fri	sat	sun
28	29	30	1	2	3	4
5	6	7	8	9	10	11
12	13	14	15	16	17	18
19	20	21	22	23	24	25
26	27	28	29	30	31	1

In the example displayed, the reservation windows is defined by :

Reservation period : 12 days

Reservation start : After some days :
1 day

The days available begins the next day for 12 days.

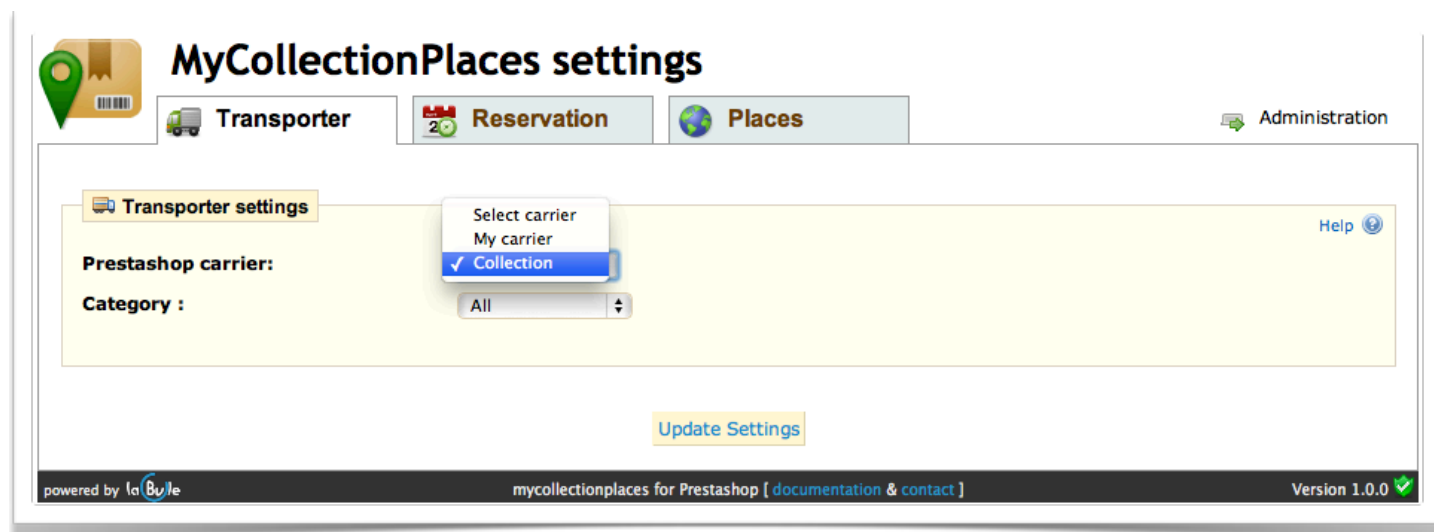
Reservation validation

The reservation is attached to the user control if it exists. By default the booking is confirmed when the order goes to state awaiting payment. The calculation of the occupation of slot is made according to the validated orders.

It is possible to choose the order status to validate the reservation. Example: Payment accepted.

Settings

Carrier settings



The screenshot shows the 'MyCollectionPlaces settings' interface. At the top, there are navigation tabs for 'Transporter', 'Reservation', and 'Places', along with an 'Administration' link. The 'Transporter settings' section is active, displaying a dropdown menu for 'Prestashop carrier:' with options 'Select carrier', 'My carrier', and 'Collection' (selected). Below this is a 'Category :' dropdown menu set to 'All'. A 'Help' link is visible in the top right of the settings area. At the bottom, there is an 'Update Settings' button. The footer contains the text 'powered by laByte', 'mycollectionplaces for Prestashop [documentation & contact]', and 'Version 1.0.0' with a green checkmark icon.

Transporter settings

This option is reservation system with the functionality of myCollectionPlaces Prestashop carrier. If no carrier is selected, the panel reservation will not appear when the customer selects a carrier for a command. Remember to configure your carrier areas, the weight ranges and prices of selected carrier..

You can limit collection to a category of products, by selecting the category in carrier parameters. Carrier associated with the module is available for the customer if at least one of the products of the customer basket is in the selected category.

Reservation settings

The screenshot shows the 'MyCollectionPlaces settings' page with three main sections: 'Reservation window properties', 'Reservation Settings', and 'Reservation messages'. Each section has a 'Help' link.

Reservation window properties

- Reservation start : After some days (dropdown)
- 1 days (input field)
- Reservation Period : 0 days (input field)

Reservation Settings

- Reservation status : Payment accepted (dropdown)
- Reservation planning type : Per week (dropdown)
- Reservation : Allow place selection without reservation

Reservation messages

- Select language :
- Reservation notification : Le retrait de votre commande a été %rplanifié au %d entre %s et %e au point de retrait %p (%l)
- Reservation disabled : Les réservations ne sont pas disponibles pour le moment.
- Collection unavailable for category : Le retrait n'est pas disponible pour les produits de votre panier.

[Update Settings](#)

powered by mycollectionplaces for Prestashop [[documentation & contact](#)] Version 1.0.0

Time slots management

The panel show all the time slots configured, click on the «Actions» column to edit or delete a time slot. The time slot is a period during which a customer can be delivered. You can create as many time slots that you want but the end time or start time of a time slot cannot be included between the start time and the end time of another time slot.

Reservation window properties

Reservation start

This option allows you to choose when the reservation start.

- Select "the current day" so that reservation can be made the day of order, in which case you must specify whether the reservations can be made during the current slot, otherwise the reservations will only be possible on the next time slot.
- Select "After a few days" so that reservations can be made one or more days after the date of the order, in this case you need to specify the number of days in period (1 for next day, 2 for on-day etc. ...).

- Select "next week" so that reservations are only possible one week to the next (if the current week is started, the booking will only be possible from the beginning of the following week). In this case you can change the day and time of the start of the week.
- Select "After a few weeks" so that reservations can be made a week or more after the date of the order, in this case you must specify the number of weeks of delay.

Reservation period

This option let you chose the reservation period in days. For instance if the reservation start is set to 1 day after and the reservation period is set to 2, the customer can select a collection time slot during the two next days. If this parameter is set to 0, the reservations are available until the end of start day.

Reservation settings

Reservation status

This option let you chose on which step of the order the time slot is reserved. You should choose between "Awaiting cheque payment" or "Payment accepted" ("Awaiting cheque payment" works also for other payment modules). The status lower than the selected status invalidate the reservation and the upper status have no effect on the reservation.

Reservation planning type

This option let you chose which reservation planning is displayed to the customer. The planning can be on day, on week, on two weeks or on month.

Reservation

It is possible to allow choice of a place without the choice of a time slot. In this case reservations are planed to the day of the order and appears in the unexisting time slots section. If this option is not enabled and if :

- the reservation windows is not available or if no time slots exists or are enable then the carrier associated with the module is disabled.
- no time slots are created or available for a place then the place is not visible for the customer.

Collection messages

These messages are displayed on the carrier choice if the reservation in not available, a message let inform the customer by email on reservation.

places settings

MyCollectionPlaces settings

Transporter Reservation **Places** Administration

Places management [Help](#)

Edit places :

ID	Name	Quota	Address	Time Slots	Actions
1	Bloom flowers	Unlimited	45 Shelton St WC2H Camden Town	midday	
2	Club Havana	Unlimited	45 Farringdon Rd EC1M 3JB Camden Town	morning, evening	
3	Costcutter	Unlimited	113 Lower Marsh SE1 7HR Lambeth	day	
4	Planet Organic	Unlimited	64 Essex Rd N1 8LR Islington	late	
5	Leonard & Michael	Unlimited	2 Poppins Ct EC4A 4AX Londres	morning, afternoon	
6	Greensmiths Food	Unlimited	27 Lower Marsh SE1 7RG Lambeth	day	

Add a new place

Place settings [Help](#)

Places country :

Places quota per day :

[Update Settings](#)

powered by mycollectionplaces for Prestashop [[documentation](#) & [contact](#)] Version 1.0.0

Places management

The places would be selected by the customer when they select collection instead of deliveries. You must indicate an address for the place to be located. You can add one or more time slots to let the customer indicates when he will collect his shipment.

Subareas settings

Places country

Select the country for collection places you add, that is use to locate places.

Places quota per day

Select the maximum daily quota for places. That let limit the supply of places for each day. See chapter on reservation system.

Place edition

MyCollectionPlaces settings

Transporter

Reservation

Places

Administration

Edit place 2

Edit place

[Help](#)

Name : *

Quota : ↓

Street : *

Postcode : *

City : *

Geocode : Accurate [Geocode](#)

Description :

Time slots management

[Help](#)

Edit time slots :

ID	Name	Start time	End time	Monday	Tuesday	Wednesday	Thursday	Friday	Saturday	Sunday	Actions
3	morning	8:00am	12:00pm	⊖	✓	✓	✓	✓	⊖	⊖	
2	evening	3:00pm	6:00pm	✓	✓	✓	✓	✓	⊖	⊖	

[+](#) Add a new time slot

Holiday period

[Help](#)

Edit holidays :

ID	Start date	End date	Action
1	Thursday 9th June 2011	Thursday 9th June 2011	

[+](#) Add new holiday from to

[Edit place](#)

powered by la Bu le

mycollectionplaces for Prestashop [[documentation](#) & [contact](#)]

Version 1.0.0

To configure a place you must set :

- A name : cannot be empty and must be smaller than 64 chars.
- A quota : must be an integer of 3 digit max. Read the chapter on reservation system for further quota explanation.
- Location information :

- The place address : the street (with number), the post code and the city.
- A geocode button that provides the geographical coordinates of the place from the address, this step is indispensable. The location obtained cannot be imprecise.
- A description : You can fill a description to show more place details to the customer (these details are shown under the map during checkout)
- Time slots : You can define several time slots per place. The time slot is a period during which a customer can be delivered. You can create as many time slots that you want but the end time or start time of a time slot cannot be included between the start time and the end time of another time slot.
- Holidays : Indicates holiday start and end by clicking on the input. The start and end date are included into the holidays. For a day only indicate the same start date and end date.

Time slot edition

Edit time slot Help

Name : evening *

Start time : 03 : 00 PM

End time : 06 : 00 PM

Max collections : 10

Monday :

Tuesday :

Wednesday :

Thursday :

Friday :

Saturday :

Sunday :

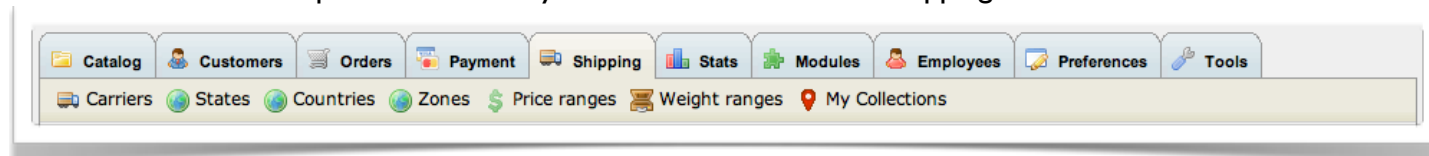
[Edit time slot](#)

To configure a time slot you must set :

- A name : cannot be empty and must be smaller than 10 chars. The name is shown when a customer selects a time slot.
- A start time and end time : A start time and an end time of the time slot cannot be included between the start time (excluded) and the end time (included) of another time slot.
- A maximum number of collections : must be an integer of 4 digits max. Read the reservation system chapter for further quota explanation. Select unlimited if you don't want to use limitation for this time slot.
- The days : Check the days for which the time slot would be available in each week.

Administration

To access to the admin panel, click on "My Collections" on the tab "Shipping" :



Month collections view

This view allow you to easily see the collections per day for a month :

- A gauge representing the whole quotas of places as a percentage (the gauge is visible if there is a daily quota quota).
- The number of collections validated (and the number of none validated collections between brackets) .
- An exclamation icon appears on days that require your attention.

A calendar on the left side let you easily switch between month or select it, or filter the display by place. You can view collections per week via the 'Action' column.

MyCollectionPlaces planning

Per month

Per week

Per day

[Settings](#)

Place

Select place :

All ▼

Show

Calendar

Switch month :

Prev Next

Select month :

June 2011 ▼

Show

Collections for June 2011

Monday	Tuesday	Wednesday	Thursday	Friday	Saturday	Sunday	Actions
		1 <div style="width: 10%; height: 10px; background-color: #008000; margin: 2px auto;"></div> 10% 1 collection on 1 place	2 <div style="width: 65%; height: 10px; background-color: #ff4500; margin: 2px auto;"></div> 65% 4 collections on 3 places	3 <div style="width: 20%; height: 10px; background-color: #008000; margin: 2px auto;"></div> 20% 1 collection (1) on 1 place	4 no time slot	5 no time slot	W22
6 <div style="width: 0%; height: 10px; background-color: #008000; margin: 2px auto;"></div> 0% 0 collection on 0 place	7 <div style="width: 0%; height: 10px; background-color: #008000; margin: 2px auto;"></div> 0% 0 collection on 0 place	8 <div style="width: 0%; height: 10px; background-color: #008000; margin: 2px auto;"></div> 0% 0 collection on 0 place	9 <div style="width: 0%; height: 10px; background-color: #008000; margin: 2px auto;"></div> 0% 0 collection on 0 place	10 <div style="width: 0%; height: 10px; background-color: #008000; margin: 2px auto;"></div> 0% 0 collection on 0 place	11 no time slot	12 no time slot	W23
13 <div style="width: 0%; height: 10px; background-color: #008000; margin: 2px auto;"></div> 0% 0 collection on 0 place	14 <div style="width: 0%; height: 10px; background-color: #008000; margin: 2px auto;"></div> 0% 0 collection on 0 place	15 <div style="width: 0%; height: 10px; background-color: #008000; margin: 2px auto;"></div> 0% 0 collection on 0 place	16 <div style="width: 0%; height: 10px; background-color: #008000; margin: 2px auto;"></div> 0% 0 collection on 0 place	17 <div style="width: 0%; height: 10px; background-color: #008000; margin: 2px auto;"></div> 0% 0 collection on 0 place	18 no time slot	19 no time slot	W24
20 <div style="width: 0%; height: 10px; background-color: #008000; margin: 2px auto;"></div> 0% 0 collection on 0 place	21 <div style="width: 0%; height: 10px; background-color: #008000; margin: 2px auto;"></div> 0% 0 collection on 0 place	22 <div style="width: 0%; height: 10px; background-color: #008000; margin: 2px auto;"></div> 0% 0 collection on 0 place	23 <div style="width: 0%; height: 10px; background-color: #008000; margin: 2px auto;"></div> 0% 0 collection on 0 place	24 <div style="width: 0%; height: 10px; background-color: #008000; margin: 2px auto;"></div> 0% 0 collection on 0 place	25 no time slot	26 no time slot	W25
27 <div style="width: 0%; height: 10px; background-color: #008000; margin: 2px auto;"></div> 0% 0 collection on 0 place	28 <div style="width: 0%; height: 10px; background-color: #008000; margin: 2px auto;"></div> 0% 0 collection on 0 place	29 <div style="width: 0%; height: 10px; background-color: #008000; margin: 2px auto;"></div> 0% 0 collection on 0 place	30 <div style="width: 0%; height: 10px; background-color: #008000; margin: 2px auto;"></div> 0% 0 collection on 0 place				W26

Each day show a color :

- Light yellow for day without time slot
- Yellow for a day with time slots
- Blue for the current day
- Light blue for days available for a reservation by a customer
- Grey for holidays

Week collections view


This view allow you to easily see the collections for each time slot on a week :

- A gauge representing the occupation of the time slot as a percentage (the gauge is visible if the time slot have not a limited number of collections).
- The number of collections validated (and the number of none validated collections between brackets) .

An exclamation icon appears on days that require your attention.

A click on a time slot show the collections details for the day but for the selected time slot only, to show the collections details of the whole day click on the day date at the end of the column.

A calendar on the left side let you easily switch between weeks or select a week and to select the place witch you wan't to show time slots.



MyCollectionPlaces planning

Per month

Per week

Per day

[Settings](#)

Place

Select place :

Club Havan.. ▾

Show

Collections for the week 22 on year 2011 for place "Club Havana"

Hours	30th May	31st May	1st Jun	2nd Jun	3rd Jun	4th Jun	5th Jun
8:00am		Tuesday morning <div style="width: 100%; height: 10px; background: linear-gradient(to right, green 0%, green 0%, green 0%, green 16%, green 16%, green 100%);"></div> 0% 0 collection	Wednesday morning <div style="width: 100%; height: 10px; background: linear-gradient(to right, green 0%, green 16%, green 16%, green 100%);"></div> 16% 1 collection	Thursday morning <div style="width: 100%; height: 10px; background: linear-gradient(to right, orange 0%, orange 50%, orange 50%, orange 100%);"></div> 50% 3 collections	Friday morning <div style="width: 100%; height: 10px; background: linear-gradient(to right, green 0%, green 0%, green 0%, green 0%, green 100%);"></div> 0% 0 collection		
12:00pm							
3:00pm	Monday evening <div style="width: 100%; height: 10px; background: linear-gradient(to right, green 0%, green 0%, green 0%, green 0%, green 100%);"></div> 0% 0 collection	Tuesday evening <div style="width: 100%; height: 10px; background: linear-gradient(to right, green 0%, green 0%, green 0%, green 0%, green 100%);"></div> 0% 0 collection	Wednesday evening <div style="width: 100%; height: 10px; background: linear-gradient(to right, green 0%, green 0%, green 0%, green 0%, green 100%);"></div> 0% 0 collection	Thursday evening <div style="width: 100%; height: 10px; background: linear-gradient(to right, green 0%, green 10%, green 10%, green 100%);"></div> 10% 1 collection (1)	Friday evening <div style="width: 100%; height: 10px; background: linear-gradient(to right, green 0%, green 0%, green 0%, green 0%, green 100%);"></div> 0% 0 collection		
6:00pm							
	30/05/11	31/05/11	01/06/11	02/06/11	03/06/11		

Calendar

Switch week :

Prev
Next

Select week :

W22 2011 ▾

Show

Day collections view

This view allow you to easily see the collections of a day ordered by time slot and by subarea :

- A gauge representing the occupation of the time slot as a percentage and the number of validated collections.
- The list of collections by place and time slot, with the color of order status (grey if the collection is not validated).

Collection details

Each collection is displayed in details :

- The customer : His name that links to the customer record, his delivery address
- Summary of the order (number of products and total weight), the order number is linked to the order details. The current order status is also displayed.
- Delivery number that is linked to the delivery slip in PDF, and the status of the collection.

A calendar on the left side let you easily switch between days or select a day.

A filter in the left side let you choose to show only the collections for a time slot or for a place or for a specific order status.

MyCollectionPlaces planning

Per month | Per week | Per day | Settings

Calendar

Switch day :
Prev Next

Select day :
2011-06-02
Show

Filter

Order status :
All

Collection places :
Club Havan..

Time slot :
All

Apply filter

Collections for Thursday 2nd June 2011 for place "Club Havana"

morning at Club Havana (between 8:00am and 12:00pm)
50% 3 collections validated

<input type="radio"/> Matthew WILIS 101 Marylebone W1U 4SD London	Order N°24 (qty 1, 0.0Kg) Preparation in progres	Collection N°3 Validated
<input type="radio"/> Thomas SPENCER 12 Vincent Street SW1P 4HB London	Order N°21 (qty 1, 0.0Kg) Payment accepted	delivery Validated
<input type="radio"/> Aaron FORD 6 Cardinal Walk SW1E 5JE London	Order N°19 (qty 1, 0.5Kg) Preparation in progres	Collection N°4 Validated

evening at Club Havana (between 3:00pm and 6:00pm)
10% 1 collection validated

<input type="radio"/> Jenifer WATSON 20 Lisle Street WC2H 7BA London	Order N°22 (qty 1, 1.4Kg) Awaiting cheque paymen	delivery Validated
<input type="radio"/> Aaron FORD 6 Cardinal Walk SW1E 5JE London	Order N°20 (qty 1, 0.5Kg) Awaiting cheque paymen	delivery Validation pending

Edit selected delivery

Reschedule delivery day : 2011-06-02 [Select Time Slot](#)

Force validation status : Validated [Apply](#)

A panel at the end of the page let you reschedule or force the validation of a selected collection.

Collections edit

To reschedule a collection select it and select the new day then click on the «reschedule» button.

The page is refreshed and shows the list of time slots (with time slots details and its occupation summary) you can reschedule the collection to.

A checkbox let you notify the customer.

✎ Rescheduling delivery

Thomas SPENCER 🌐 12 Vincent Street SW1P 4HB London	Order N°21 (qty 1, 0.0Kg) ✔ Payment accepted	delivery Validated
-----------------------------------------------------------------------------------------------------	-----------------------------------------------------------------------------------------------	---------------------------------------------------------------------

From time slot : morning (between 8:00am and 12:00pm), the Thursday 2nd June 2011

To time slot : ✔ morning at Leonard & Michael (0 collection, 0%, between 6:00am and 11:00am) the

Thursday 2nd

Inform customer

- day at Costcutter (0 collection, 0%, between 7:00am and 6:00pm)
- day at Greensmiths Food (0 collection, between 7:00am and 7:00pm)
- morning at Club Havana (3 collections, 50%, between 8:00am and 12:00pm)
- midday at Bloom flowers (0 collection, 0%, between 12:00pm and 3:00pm)
- evening at Club Havana (1 collection (1), 10%, between 3:00pm and 6:00pm)

Reschedule

Collections of modified time slots

When editing time slots (by deleting them or disabling some days) you should not be able to find these collections which was affected to them. If it's the case you can find these collections with this panel.

⚠ Unexisting or disabled time slots

Unknown subarea

○ Elizabeth BROWN 🌐 867 Madison Ave 10020 New York 	Order N°44 (qty 1, 0.0Kg) ✔ Payment accepted	Delivery N°0 Validated
-----------------------------------------------------------------------------------------------------------------------------------------------------------	-----------------------------------------------------------------------------------------------	-------------------------------------------------------------------------

Credits

MyCollectionPlaces module for Prestashop is developed by



Study, developpement and operation of web site

Contacts

support@labulle.net
<http://myCollectionPlaces.labulle.net>