

Evolutionary solution for fat reduction

Professional Beauty Equipment

SE-C81

User Manual



[Http://www.SPAelf.com](http://www.SPAelf.com)

Product Introduction

Introduction

In the modern "be thin, not fat", endless ways to lose weight, such as exercise to lose weight, yoga weight loss, weight loss drugs, liposuction, dieting to lose weight, so that many people will look at dizzy determined to lose weight, pick dazzled. Some people eager "Seeking thin", even take extreme weight loss methods, such as diet, strenuous exercise, surgery shrink the stomach, etc. with slim right now return for this sacrifice healthy is not a cost-effective "sale", really smart people know how to only make the combination of weight loss and healthy can become a "winners" in the weight loss force. Then what is the science of weight loss ideas, how "happy to lose weight", "easy weight loss" mean?

Adult obesity, mostly because of the fat volume increased, the number is not changed, and when the body caused by hormonal changes in the number and volume of cells increased when increasing the difficulty of weight loss. For the deep structure of fat cells, while addressing the problem of obesity repeatedly bounce, the first authority launched the world's only powerful cavitation fat technology. It is reported that it is the latest non-invasive Cavitation technology in 2010, which means do on any part of the body for rapid fat soluble by the in vitro ultrasound equipment, and body location precision, that can dissolve fat thickness to millimetric precision, can completely crush fat cells, so fat can not revive.

Laser RF Cavitation Slim

Laser RF Cavitation Slim is a triple function instrument combined with cavitation blast fat, Laser Lipolysis, 5M RF skin remodeling, can blast pure fat 10mm in 10 minutes, heating dermal collagen. Full implementation slimming, body shaping, and firming effect.

By ion-wave vibrations will produce alternating positive and negative pressure, so that fat cells receives no painful internal and external pressure, when the cell wall broken by the tolerance limit, fat is liquefied to produce cavitation phenomenon. Focusing waves intelligent regulation technology set by the system, it has a pulse wave function that can adjust focusing waves function, to do focus three-dimensional thermal field treatment on the target tissue of the skin. This feature allows the target tissue becomes shorter and shrinkage, resulting in the maximum degree of the target tissue generating a three dimensional perspective tightened. Two functions in the skin of superficial and deep professional treatment complementary to truly realize the full tightening fat loss slimming treatment.

Ultrasonic Sound Pressure Characteristics

The so-called "sound pressure" refers to the sound wave vibration make the objects received additional pressure strength in the acoustic field intensity. In units of kg / cm^2 , the general audible sound pressure of the sound is very small, its value is about $0.000001 \text{ kg} / \text{cm} \sim 0.000002 \text{ kg} / \text{square cm}$. This tiny sound pressure is generally not cause people's attention. However, the ultrasonic sound pressure, is generally great. For example, the intensity of the water by a general ultrasonic waves, ultrasonic waves generated due to the additional pressure can be achieved several atmospheres. The reason why it can produce such a strong ultrasonic sound pressure and be achieved several atmospheres, the fundamental reason is still high frequency of ultrasound, so when vibrating, the high-density molecular thrust quickly formed there between to cause instantaneous vacuum high density and compression, to make an enormous pressure differential. When the amplitude reaches a certain degree, the ultrasonic energy has enormous. When the ultrasonic beam passes through the liquid, due to the huge effect ultrasonic sound pressure can occur "cavitation phenomenon" in the liquid. This phenomenon is generated by the momentary pressure.

Cavitation Technology

Cavitation is defined as under the frequency, the energy of the sound waves, produce many gaps in the liquid inside and outside of the fat cells. When these micro-voids occur "in the explosion", it will turn around the accumulation of ultrasonic energy for stubborn fat, orange peel of fat and cellulite. Cavitation strong shock wave can speedily vibrate fat, and produce cavitation. When the pressure reaches a high level, they will make fat cells burst into milky (commonly known as: fat emulsifying), and through a variety of body detoxification systems excreted, really makes fat "do not get to leave", until it reaches the real burning cellulite permanent weight loss. Its technical advantage is not easy to damage organization, subcutaneous nerves, blood vessels, lymphatic. In addition, since the role of ultrasonic energy, make skin lifting and tighten naturally.

5M Multipolar RF Principle

5M Radio Frequency referred 5MRF, it is a shortened from high frequency AC changes electromagnetic wave. Changed by more than 5000000 times per second is called a high frequency current, and frequency is such a high-frequency current. When radio waves acting on the skin, can make the dermal collagen fibers heated to $68^\circ\text{C} - 72^\circ\text{C}$, collagen fibers immediately contracting, the loose skin wrinkles are

stretched, as well as by stimulating dermal collagen gradually proliferation, induce dermal Layer restore firmness and elasticity, so as to achieve firming, wrinkle removal purposes.

Multi-polar RF, the third generation RF following the first-generation monopolar radiofrequency and second-generation bipolar radiofrequency, retaining the previous non-invasive radio frequency skin tightening, wrinkle removal advantage, while adding a lot of unique technical advantages. Deeper levels of a multi-polar RF heating, which can heat the dermis and subcutaneous fat layer, firming, wrinkles removal, but also has burning cellulite and body haping role. Clinically proven, multi-polar RF is currently the only available most safe and effective beauty, body shaping way for skin firming, wrinkles removal, burning cellulite, and body shaping.

5M Multipolar RF Advantage

◆ Effect obvious, make you fee ten years younger surprise

The first use of multi-polar RF for wrinkle removal, we can immediately see significant improvement; 2 to 6 months of treatment gradual process, you can clearly feel the skin restore firmness and elasticity; to complete the course of 2 to 6 months later, you will find yourself significantly improved wrinkles, sagging eyelids raise up, eyes bigger, slack jaw has also become tight and shaping, the whole body are completely new. Find young beautiful face like **a decade ago**, really is not a dream!

◆ Effect lasting, Charm infinite

After multi-polar radio frequency treatment, in 2-6 months, stimulating the dermal layer of collagen gradually hyperplasia, which has prompted the dermis restore firmness and elasticity. And no adverse symptoms occur. Study reported that a multi-polar RF stimulates collagen increase in effect for at least 3 to 5 years or over even longer. To maintain the length of time, related to the maintenance of each person and the speed of the natural aging.

◆ Wrinkle removal quickly, tighten skin easily

To accept a multi-polar radiofrequency treatment, no painless with no side effects, like a small quiet lunch break, 30 minutes can feel your skin firm upward surprise. After treatment, no need recovery time, you can wet water makeup and did not affect daily lives.

◆ Comprehensive skin caring , repair damaged skin

In addition to multi-polar RF can effectively improve relaxation and wrinkles removal, the clinical use indicates that can also whiten skin, deep skin rejuvenation, lifting sagging face and neck tissue, adipose tissue ablation, thin face shaping. It is truly able to do comprehensive and efficient beauty, restore youthful appearance and efficient beauty system.

Multi-polar RF unique advantage

More focused energy, more precise treatment

Multi-polar RF energy is confined between multiple poles, gather current formula makes healing energy more accurate, more focused, more controllable, to achieve the best results in a short period of treatment. The monopolar radiofrequency current is the result of the body's energy dispersion.

Energy penetrate deeper, taking into account skin tighten and fat reduction

Since energy is more concentrated, making multi-polar RF penetrate deeper, tighten the skin while reducing fat, be a best partner to improve loose, uneven local tissue after liposuction surgery. For mild to moderate localized fat accumulated can be easily and painlessly enjoy multi-polar RF fat loss journey.

Treatment more comfortable, more secure

In the enjoyment of a multi-polar radiofrequency treatment process, will make people feel warm comfort, true painless. Concentrating the multiple RF energy release, with a relatively low power can be obtained sufficient energy, together with the special design of the safety button, the entire treatment doubly safe.

Q: What kind of people suitable for 5M Multipolar RF?

A: 18-80 year-olds, both men and women; facial or body skin laxity, with tiny wrinkles; those who need long-term anti-maintenance; localized fat deposits, have organizers cellulite; skin loose after liposuction surgery, uneven skin surface.

Q: Which parts can be treated by 5M Multipolar RF?

A: Cheeks, forehead, eyes, perioral, nasolabial folds, neck, chest, upper arms, thighs, buttocks lines, abdomen, etc.

Q: After 5M Multipolar RF treatment, how long the treatment can see the effect?

A: Because dermal collagen fibers heated to 68 °C -72 °C will produce immediately shrink, so after each treatment will feel loose skin be taut. And subjected to thermal stimulation of collagen after 2-6 months will continue to increase skin elasticity, slack and wrinkles will be continuously improved.

Q: What is Multipolar RF treatment?

A: Usually a course of five times at an interval of 7-10 days once, the proposed course of continuous treatment may be 5-10 times. After once

treatment every 1-2 months to consolidate the results, while for the prevention of skin aging is also very necessary.

Q: Precautions before Multipolar RF treatment?

A: If the treatment area recently done a laser or injection, filling class treatment, please tell your doctor; with pacemakers and pregnant women is not recommended treatment; when therapy treatment should take off the metal objects; clean the skin treatment site before treatment.

Q: Precautions after Multipolar RF treatment?

A: After treatment, it is recommended immediately apply thermal mask (different from the previous RF); enhance moisture.

Q: Can 5M multi-polar RF wrinkle removal replace wrinkle removal surgery?

A: 5M Multipolar RF wrinkle removal though is the non-surgical and more significant wrinkles removal treatment approach, but older than 70 years, with a clear organizational slack who generally do not use RF wrinkle. For mild to moderate sagging skin and begins to appear small wrinkles, RF wrinkle removal is a distinct advantage. In generally, the younger people the better treatment of the skin, and keeping longer. Because a lot of skin problems lies in prevention.

Cold Laser Weight Loss Techniques

By 640nm high-energy narrow spectrum red light, resulting in a unique photochemical reactions, cells quickly update and promote fat digestion, eliminate cellulite, while stimulating blood circulation, enhance detoxification, improve muscle relaxation phenomena.


Fat cells emits low levels of laser energy chemical signals, the layer of fat stored in the body break down triglycerides into free fatty acids and glycerol and releasing through membrane channels. Fatty acids and glycerol is transferred to the body tissue production of energy metabolism. When the body needs to use the stored energy reserve, release the fatty acids of this process is a natural response of the body, thus YK103/301 can not produce any natural reaction in the body, and doesn't affect or damage to surrounding structures such as skin, blood vessels and peripheral nerves. After a period of exercise therapy, will ensure through complete metabolized to eliminate the body free fatty acids.

Instrument using function

- ◆ Reduced fat and break down stubborn cellulite and orange peel cellulite
- ◆ Lose arms, thighs, waist and hips excess fat, shaping the body lines, prevention of relaxation;
- ◆ Promote metabolism and blood circulation;

- ◆ Heal stretch marks, strengthen elastic tissue fibroblasts.
- ◆ Quick wrinkle removal, tighten skin easily

Instrument installation instructions




1. 40K cavitation probe
2. Seven-polar RF probe
3. Tri-polar RF probe
4. Touch screen
5. Power switch
6. Power interface
7. 40K cavitation interface
8. Tri-polar RF interface
9. Seven-polar RF interface
10. Radiator
11. Key-operated switch
12. Emergency switch

Operation using steps



1. Connect the power, open the power switch, enter the host system interface, the host of intelligent control system is started.



2. Enter into the host interface, the user can use the icon to select the corresponding function.



3. Click on the icon interface displays the working probe, this time there will be corresponding to the working probe icon in middle of the interface, click again on the middle display icon to enter the corresponding interface of the working probe.

40K Cavitation Operate Interface



40K Cavitation Probe Operate Interface

1. Time selection
2. Power selection
3. Mode selection
4. Function switch (Left)
5. Return to main interface
6. Start/Stop
7. Return to previous menu
8. Function switch (Right)
9. Time display
10. Power display
11. Mode display
12. Time/Power/Mode increase
13. Time/Power/Mode decrease

1. Time adjustment

Enter into 40K Cavitation function interface, the system default working time is 30 minutes, the operator may click (Button 1), re-use (Button 12) & (Button 13) to regulate time by need, time in minutes.

2. Power adjustment

Power system default is "1", the operator firstly press (Button 2). Power display cursor will appear at this time, then use the (Button 12) & (Button 13) to adjust the appropriate power, power adjustment range is 0-10 levels, generally recommended that the shallow fatty part with 4-6 levels, deep fat parts with 8-10 levels.

3. Mode adjustment

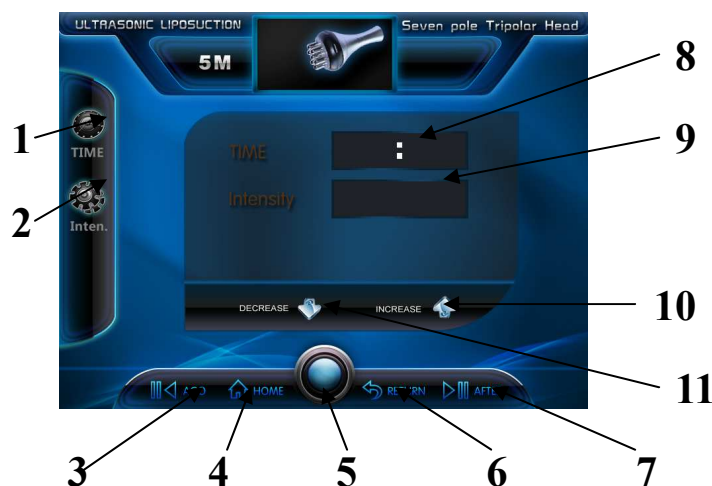
The default mode is "Discontinuity-wave mode", the operator click (Button 3) by need. This mode displays cursor will appear, and then use (Button 12) & (Button 13) to adjust the appropriate mode. 40K mode is divided into pulse wave (□□□) and continuous wave (∞), shallow fat part is generally recommended to use continuous wave, deep fat part use discontinuity wave.

Operator set parameters related functions, can click the Start button (Button 6), when the instrument starts working, time is countdown, and working probe produces Acoustic vibration. According to need in operation required by the adjustment method adjust the power, mode and

time. After the operation, click the Stop button (Button 6), the instrument will stop working.

Button 4 and 8 are the function switch button, the operator can switch free to 5M Seven-polar RF, 5M Five-polar RF, 5M Tri-polar RF function interface in case not go back to the previous menu.

5M Seven-polar RF Operate Interface



5M Seven-polar RF Operate Interface

1. Time selection
2. Power selection
3. Function switch (Left)
4. Return to main menu
5. Start/Stop
6. Return to previous menu
7. Function switch (Right)
8. Time display
9. Power display
10. Time/Power/Mode increase
11. Time/Power/Mode decrease

1. Time adjustment

Enter into 5M Seven-polar RF function interface, the system default working time is 30 minutes, the operator may click (Button 1), re-use (Button 10) & (Button 11) to regulate time by need, time in minutes.

2. Power adjustment

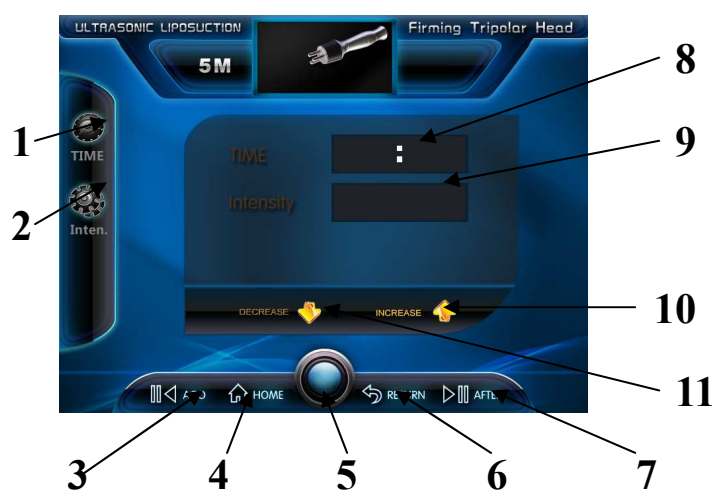
Power system default is "1", the operator firstly press (Button 2). Power display cursor will appear at this time, then use the (Button 10) & (Button 11) to adjust the appropriate power, power adjustment range is 0-10 levels, generally recommended that the hand and feet part with 3-6 levels, abdomen, back, buttocks parts with 8-10 levels.

Operator set parameters related functions, can click the Start button (Button 5), when the instrument starts working, time is countdown, and working probe 640nm laser and RF starts working. According to need in operation required by the adjustment method adjust the power, mode and time. After the operation, click the Stop button (Button 5), the instrument

will stop working.

Button 3 and 7 are the function switch button, the operator can switch free to 5M Tri-polar RF and 40K Cavitation function interface in case not go back to the previous menu.

5M Tri-polar RF Operate Interface



5M Tri-polar RF Operate Interface

1. Time selection
2. Power selection
3. Function switch (Left)
4. Return to main menu
5. Start/Stop
6. Return to previous menu
7. Function switch (Right)
8. Time display
9. Power display
10. Time/Power/Mode increase
11. Time/Power/Mode decrease

1. Time adjustment

Enter into 5M Tri-polar RF function interface, the system default working time is 30 minutes, the operator may click (Button 1), re-use (Button 10) & (Button 11) to regulate time by need, time in minutes.

2. Power adjustment

Power system default is "1", the operator firstly press (Button 2). Power display cursor will appear at this time, then use the (Button 10) & (Button 11) to adjust the appropriate power, power adjustment range is 0-10 levels, generally recommended that the hand and feet part with 3-6 levels, abdomen, back, buttocks parts with 8-10 levels.

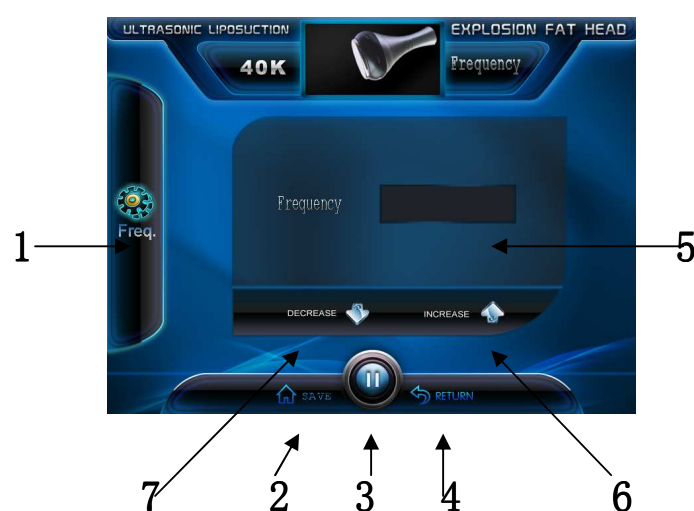
Operator set parameters related functions, can click the Start button (Button 5), when the instrument starts working, time is countdown, and working probe 640nm laser and RF starts working. According to need in operation required by the adjustment method adjust the power, mode and time. After the operation, click the Stop button (Button 5), the instrument

will stop working.

Button 3 and 7 are the function switch button, the operator can switch free to 5M Seven-polar RF and 40K Cavitation function interface in case not go back to the previous menu.

40K Frequency Tracking System

This feature is limited to professional operation, the instrument passed through rigorous testing in the factory, the output frequency has reached the optimum level.



40K Frequency Tracking System

1. Frequency function selection
2. Main interface
3. Start/Stop
4. Return to previous menu
5. Frequency display frame
6. Frequency increase
7. Frequency decrease

The machine is set with 40K frequency tracking system, and compatible with different 40K generator, the user need only a continuous click the touch screen. Lower right and upper left corner on the boot screen can be adjusted the 40K best output frequency, frequency adjustment range is 0-100 levels, optimum frequency is disposed generally between 50-70 levels, which according to different kinds of 40K generators. (**Premise:** It is not our original 40K working probe must be consistent with our instrument output interface, wires can only be used with our instrument).

Specific treatment operation methods

Abdominal / Back /Buttock / Legs / Face

Professional operating procedures:

- 1) **Analysis and Archive:** volume size measurements and analyze customer symptoms of obesity, keep the customer information in archive
- 2) **Clean:** clean the operation body parts, apply moisturizer
- 3) **Recommended Operation Configure Products:** Fat Burning gel + tightening cream products

A) Abdominal/Chest: For postpartum relaxation, love handles, strong type fat accumulation, which can effectively promote gastrointestinal motility and reduce food waste in the gut residence time, more conducive to eliminating belly fat.

User interface Settings (Applicator)

Operation time: whole 20 minutes (Instrument can be selected according to the symptoms of obesity with treatment)

Treatment settings: 12 times / treatment, the former 5 times / day once; After 7 times / do once every 3 days (Except during menstruation)

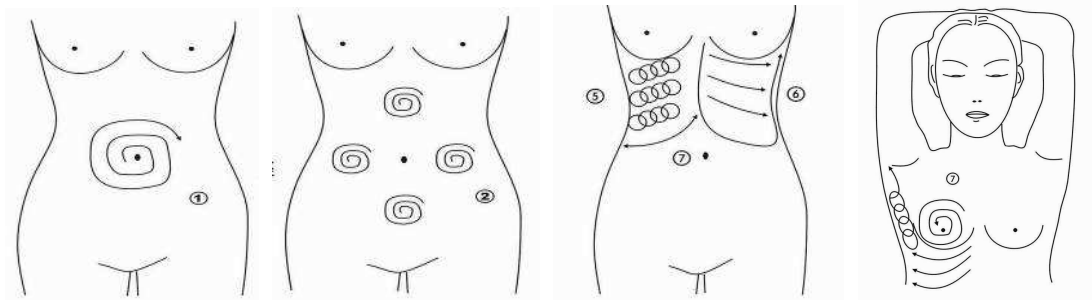
Warm prompt

Abdominal weight loss proper operation time should be 30-60 minutes after a meal, not too much intensity, the intensity of the abdomen accessories not operate too quickly, customer soothing breathing rhythm as the reference standard; should not leave the skin, so that they can bring the muscle and subcutaneous fat together do "movement", is more likely to burn the fat. We recommend customer put hand along the ascending colon, transverse colon, descending colon, sigmoid parts of the sequence with the aid gently massage before bedtime, which can promote blood circulation and metabolism, so that better for "reduce belly fat".

Operating practices

- 1) **Practices open acupoint:** belly knot acupoint, Ching men acupoint, Zhong wan acupoint, Tianshu acupoint, Guan yuan acupoint(stay 2-3 seconds, repeat 2-3 times)

2) Accessories Operation: use accessories circle on the abdomen by circular motion as clockwise and counterclockwise to promote (36 laps); Move "8" form from the waist side toward the other side to the groin low; (5-10 times) from outside to inside from the waist side start doing the "米"-type circular motion (5-10 times)



B) Back: For sturdy frame body; fat accumulation thicker parts, effectively reduce back fat, relax tense back muscles.

Warm prompt

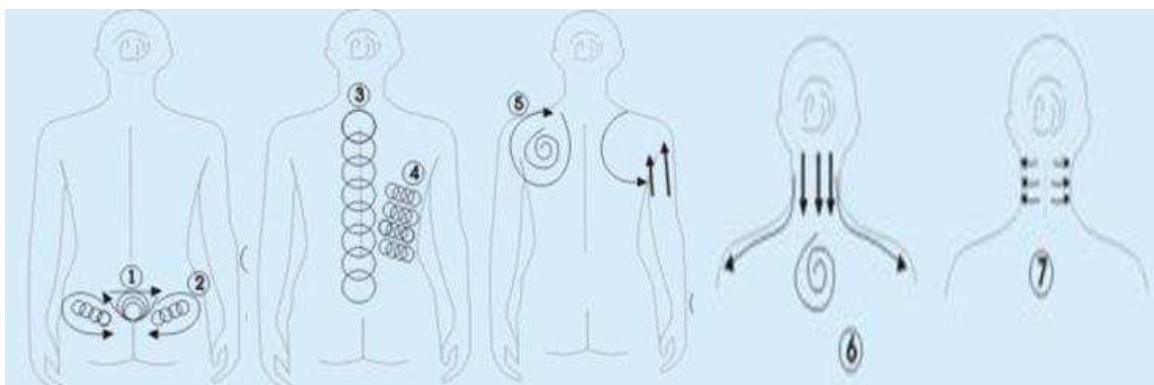
Back muscles and fat relatively thick, accessories can be targeted acts on the site of fat accumulation when operation, thymus sides and underarms in passing, the intensity should not be too large.

Acting on the back on the zoom position, the accessories relative weakening energy regulation, heart disease person is forbidden to do back.

Customers are advised to receive this treatment after work or after exercise, not only can enhance weight loss, but also can relieve muscle tension soreness.

Treatment settings: 12 times / treatment, the former 5 times / day once; After 7 times / do once every 3 days (Except during menstruation)

Operation time: whole 20 minutes (Instrument can be selected according to the symptoms of obesity with treatment)



C) Buttock: Suitable for buttocks sagging, excess fat accumulation, obesity and cellulite phenomenon; can effectively enhance the buttocks, pelvis skew correction, eliminating hip and thigh fat, prevent buttocks sagging, shaping lower part body beautiful curves.

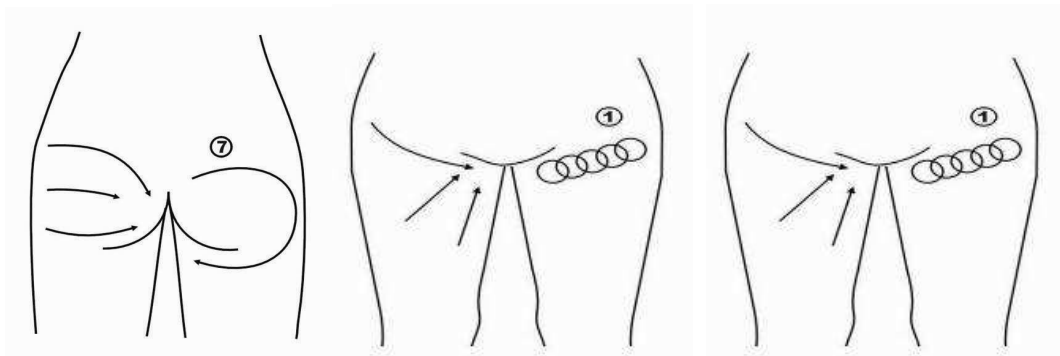
Warm prompt

Inclined to sit lazy, body will end the pressure concentrated in the spine, causing obstruction of blood circulation, lack of oxygen, so hip in a hypoxic state for a long time. It is recommended to carry out treatment at the same time, asked the customer straight backs when sitting, filled with 2/3 chairs, while avoiding all the body weight concentrated in the hips, the best choice to choose the chair with backrest .

Correct wearing underwear. Underwear especially thin triangles can't tightly wrap hip, easy to make buttocks sagging and deformation, recommend to choose better sport shaping underwear. This will allow the buttocks fat and other body parts to get the same workout. Accessory operation should be operated by a top-down direction, the proposed is circling at the Cheng Fu acupoint in the circle, so not only can achieve relieving meridians slimming effect, can effectively stimulate the gluteus maximus contraction.

Treatment settings: 12 times / treatment, the former 5 times / day once; After 7 times / do once every 3 days (Except during menstruation)

Operation time: whole 20 minutes (Instrument can be selected according to the symptoms of obesity with treatment)



D)Four limbs: Applicable for type of fat arm and arm edema, common sagging. During operation can be tightened the front side the back of the arm muscles, speedily showed off slender arms.

Operating practices

1) **Acupoint selection:** Qu chi, Nei guan, Wai guan, Chize, LIIO points are massaged 30 seconds, then Gently massage outer by finger pulp for 10 seconds, maintain a uniform speed and strength.

2) Accessories Operation:

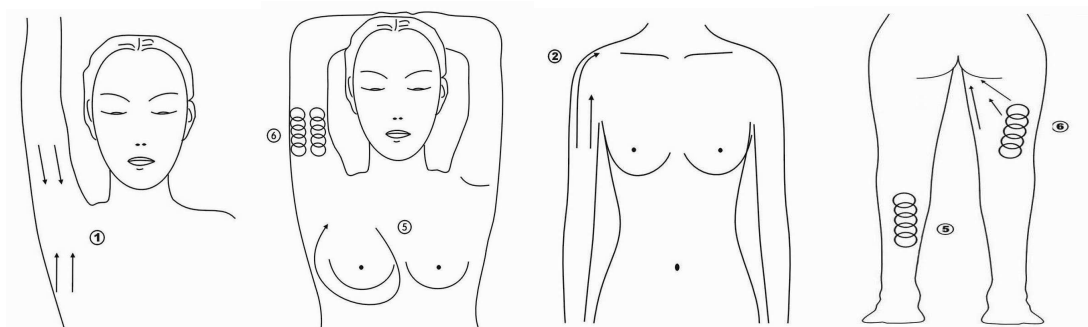
1. Accessories push up the operation site, after reached fixed-point, one hand grasp the arm, slid the accessory along the same route to its original position.

2. Pushing by above diagonally from one end of the arm and back, pushing back at the starting point obliquely downward, and so forth accessories in sliding from left to right or right to slide semicircle, and using the same operating practices slide shoulders underarm lymph drainage.

Warm prompt

1. In operation, focused approach to massage and stimulate lymph nodes form a circular motion, elbows lymph nodes are more abundant, may wish to massage as a focus.

2. Accessories operations should avoid cartilage, and make mostly "big boat", "8-shaped", "surf-style" looped operation.



Contraindications

1) Taboo

The following parts or groups prohibited actions: pregnant women, people with epilepsy, the known light sensitive, fragile skin undergoing surgery requires the consent physician's consent; cancer patients, patients with severe hypertension / hypotension.

2) Precautions

1. Operator subject to the instrument training 2. To avoid thyroid, bone, lymph when perations 3. Avoid wounds, sensitive parts 4. Instrument when not in use, turn off the instrument in order to avoid excessive work 5. If the instrument is not working properly, please turn off and contact your dealer or contact the manufacturer.

Parts List

| No. | Name | Quantity | Unit |
|-----|----------------------|----------|------|
| 1 | Host | 1 | set |
| 2 | 40K Cavitation probe | 1 | pcs |
| 3 | Seven-polar RF probe | 1 | pcs |
| 4 | Tri-polar RF probe | 1 | pcs |
| 5 | Power line | 1 | pcs |
| 6 | User manual | 1 | book |
| 7 | Bracket | 1 | pcs |
| 8 | Hex key | 1 | pcs |
| 9 | Bubble cotton | 1 | set |
| 10 | Carton | 1 | set |

