



**LUMINIC**

**USER'S MANUAL**

Be sure to read this guide carefully  
before you use this product.

# To our customers

---

Thanks for purchasing skin care device run by high frequency.

Please be sure to read all parts of this manual carefully for effective and safe use.

You can also see information about principle of operation in our website and give answers to a variety of question from customers.

In addition, we provide updates for most recent information about this high frequency skin improvement device.

# CONTENTS

Product overview .....	02
Structure and names for each part .....	03
Safety and cautions .....	05
Functions .....	10
How to use .....	11
Procedure for using this device .....	13
About the products operational errors .....	14
Q&A .....	15
Customer support .....	16
Product specification .....	17
Product warranty.....	18


## ■ Product overview

Make sure to check all components of this product inside packing.  
Components may vary according to product models.



※ Below items can be additionally purchased once they are used up.

## ■ Structure and names for each part





#### ◆ Hand piece

It is used for skincare treatment and connected with 2 replacement bipolar heads.

#### ◆ Energy Level Indicator

It displays 1,2,3,4 and 5th step for RF energy levels.

#### ◆ Energy Level Up/Down Button

It adjusts RF energy levels by pressing “+”, “-” button.

#### ◆ ON/OFF key

Turn on / off the machine

#### ◆ Power switch

It controls power state, on or off state.

#### ◆ Air hole

Air flows through this hole.

#### ◆ Plug inlet of Hand Piece Cable

It is for connection with plug of hand piece cable (No.6)

#### ◆ Two Bipolar Heads

It is contacted with skin while it transfers RF energy to skin.

## ■ Safety and cautions

Please be sure to read cautions carefully for conveniences and safety before you use this product.

As this product is designed only for home use, you need to consult with distributors or service center for other purposes than home use.

※ Be sure to keep this manual in a place where you can easily reach so that you can read it whenever it is necessary.

※ When you rent or transfer this product, be sure to accompany this manual.

#### ◆ Major safety instructions

◇ Don't place the product where there is direct sun ray or other heat sources, especially be careful for

keeping this product in summer time.

◇ Because this product is vulnerable at humidity, be careful not to expose it in humidity. Otherwise, malfunctioning may occur (Sauna or bath rooms).

As this product is weak at shocks, be careful for external shocks. Especially, when you use hand piece, be careful not to drop it on the floor.

◇ Don't polish product by chemical liquids (Alcohol, Benzene or Thinner) otherwise, it may cause malfunctions.

◇ Don't use product continuously for a long time. Otherwise, it may cause malfunction.

◇ Children being supervised not to play with this product.

◇ When you disassemble this product at your discretion, you may

not receive free repair services.

◇ Don't use this product for any other purpose than its original intentions.

#### ◆ Important

Our company will guarantee safety and normal operation for this product as long as you follow instructions below.

◇ In case that all repair works are executed by Skin Science-certified technician.

◇ In case that indoor electric wiring follow related regulations.

◇ In case that customers use this product complying with user's manual cautions.

## Cautions

Especially for following marks, be sure to read them carefully before using this product.



Serious injuries or death may occur if people do not follow below instructions.



Injuries may occur if people don't follow below instructions.



Do not apply if the person or the area to be treated by one of the following conditions.



### Danger

Death or serious injuries may occur unless people follow instruction below.

If there is any dust or water in areas between power plug and connections, clean by using a dry cloth.

Do not use this product for other than 240 AC and do not insert several power-plugs into a single outlet.

Do not place cord line or product near heater or heat source. Especially be careful to keep product in summer.

Be sure that power cords are not to be extremely bend or broken due to heavy weights.

Do not pull power cords or touch them with wet hands.

This product is not allowed to be washed with water.

Do not apply any detergent and chemical liquid (Alcohol, Benzene and Thinner) and be sure to clean with a dry cloth after unplugged cords.

Do not place this product on high place or floor with wet carpets.

As this product is vulnerable at humidity, do not expose it to water or humidity. Otherwise, it may cause malfunction (Sauna or bath room).





### Danger

- ◆ As this product is vulnerable at shocks, be careful for external shocks or drop it on the floor.
- ◆ Make sure that power switch on main body to be off when you plug or unplug power plugs from outlet. Do not leave this product with cord plugged and make sure to unplug cords after using it.
- ◆ When cords, plugs or main body is damaged or contacted with water or this product is not running, contact service center and let it be inspected or repaired. Make sure that this product is not disassembled nor modified by other people than certified repair technician.



### Cautions

If below instructions are not followed, injuries may occur.

- ◆ It's not recommended that this product is continuously used for long time more than an hour. Otherwise it may cause malfunction.
- ◆ This product should not be used for those who are equipped with metallic substances in area to be treated or cardiac pacemakers.
- ◆ When you use this product, make sure to select corresponding level for areas to be treated. And be careful not for this product to be touched on one spot for 3-4 seconds more. Otherwise, it may cause burn.
- ◆ When you use this product, make sure that this product is not treated for you by others. In that case, it's difficult for you to recognize how much heat is transferred to you, which may cause burn injury.
- ◆ Use this product at a temperature that you feel warm. Using this product at high temperature may cause burn injury.
- ◆ Place this product where children can't reach.
- ◆ Do not disassemble this product at your discretion. In that case, you may not receive free repair service.
- ◆ Do not use this product for other purposes than its original intentions.
- ◆ Take off metallic objects such as necklace, ring and ear rings before you use his product.



Prohibition(Do not apply if the person or the area to be treated by one of the following conditions)

- ◆ Those who are not familiar with procedure for using this product
- ◆ Those who are equipped with cardiac pacemakers
- ◆ Women who are pregnant and under breast feeding
- ◆ Those who are have experienced face surgery or under treating with deep filling
- ◆ Those who had radiation treatment within the last 3 months
- ◆ Those who had skin cancer around area to be treated by this product
- ◆ This product shouldn't be used at eyes,eyeballs,ears or surrounding ears
- ◆ Area with scar or wounds and skin with atopic or allergy
- ◆ This product shouldn't be used for aears with skin troubles,pustular acne
- ◆ This product shouldn't be used for aears with itch and sting
- ◆ This product shouldn't be used for those who are epileptic,mentally ill,pregnant,thrombosis patients,phlebitis,and those who are equipped with pace maker,migraineur,patients with low or high blood pressure
- ◆ This product shouldn't be used for areas with scars and wound which are created right after treatment
- ◆ This product shouldn't be used for those who have many prosthesis in teeth or those who have skin cancer or skin troubles



## ■ Functions and performance

For skin tissue, when its temperature rises over 40 °C, its blood circulation is expedited as blood flow is increasing, which promotes metabolism. In addition, hormone secretion becomes normalized due to expedited blood circulation and cells are activated with oxygen provided by discharging toxins which prohibits secretion of melanin pigment. Using this mechanism, this device helps skin care as follows:

### ◇ Managing wrinkles or skin rejuvenation

This device transfers high frequency RF energy to skin and stimulates to produce collagen in skin layer. In this case, stimulated collagen tissues are activated and thus help prevention of wrinkles due to stress and help expedite skin rejuvenation.

### ◇ Managing freckle and skin-whitening effect

This device could alleviate freckles due to deteriorated blood circulation in a way that high frequency RF energy is transferred to skin and blood circulation is

expedited and it also helps skin-whitening effects by reducing melanin pigment secretion.

### ◇ Managing pimple (Acne)

Heat is generated on skin tissue by transferring high frequency RF energy. When heat is generated in skin tissue, antibiotic effect is activated and then it normalizes sebaceous glands and regulates secretion of sebum, which helps to reduce secretion of pimples (acne).

## ■ How to use

### ◇ Cautions before use

Make sure to read cautions before using it and follow below instructions. It is recommended that you cleanse and remove cosmetics for best effect before using this device and make sure to apply FL-Gel on face before using this device.

### ◇ Cautions when you use Gel

Use of gel is to enhance stable effects for applying this device. It is recommended that only those gels provided by distributors or A/S center of this product are used. Other gels may cause serious side effects. Apply the gel (2–3mm thickness and 6cm x 6cm wide) on the area to be treated by around 2 times pumping. After treated on gel-applied area, move to other area and apply the gel again, then, re-start the treatment. Please remove gels stained at electrode of hand piece by soft paper towel or cloths.

※ Do not use GEL too much

◇ By using soft paper towel or soft fabric, wash GEL on electrode of hand piece.



### Cautions for using hand piece

- ◇ It is recommended that electrodes of hand piece are perpendicular to skin so that it can be well contacted with skins
- ◇ It is recommended that electrodes of hand piece are lightly contacted with skins. Don't push it too hard.
- ◇ When electrodes of hand piece are untouched with skin, product is automatically switched into waiting status.
- ◇ If electrode plating in hand piece is damaged, its function may be deteriorated. Therefore, be careful for not to damage electrode area.

### Indicators depending on device modes

- ◇ Waiting mode : When power is plugged into device, it automatically checks whether there is any error or malfunction and if there isn't any error or malfunction, it becomes waiting mode in which output is minimized.
- ◇ Operation mode : When hand piece is contacted with skin at waiting mode, choosing ON/OFF and transfer RF energy, the device starts working.




### Procedure for using this device

- Place this device on flat floor for easy air flow through air hole on the floor surface
- Plug of hand piece cable should be fully inserted to hand piece.
- Insert power cable into adaptor terminal.
- When power switch is turned ON, the operation indicator lamp on device Blink 3-4 times accompanying signal sounds. This is a procedure for self diagnostics.

- Apply 2-3mm thickness of gels on area to be treated by around 2 time pumping.
- After finishing energy level setting, start to operate referring to above picture. When gel is dried during operation and movement of hand piece is not smooth, then apply gel again and operate it.
- Move hand piece slowly to the area as shown in above picture or please don't move and stay the area to be treated during 2-3 seconds.
- After finishing operation on gel-

applied areas, proceed to operate other areas as foregoing methods

- Remove gels on treated area after operation and also remove gels remanent at hand piece and electrodes with cloths or paper towels
- Applying ampoule or cream on skin after operation could help skin improvement more. It is recommended to apply UV block lotion on skin right after operation if you want to go out.





## ■ Innovative Bipolar RF system

### About the product's operational errors

This product, equipped with self-diagnostic functions based on safe designs, automatically carries out the verification of efficacy by itself.

Refer to following table for error messages or how to fix them for each diagnostic.



## ■ Q&A

### Q1. Do I have to use only FL-GELAGEN for operation

We recommended only FL-GELAGEN accompanied with this product. It is because FL-GELAGEN well harmonized with characteristics of this device and skin could minimize energy loss and transfers it to skin well.

### Q2. Is there any problem when I apply this on daily basis?

It differs from individual to individual. We recommended you to treat once a week.

### Q3. Where can I buy FL-GELAGEN?

You can buy it at distributors or A/S center.

### Q4. Is it possible to apply the device right after bath or sauna?

No problem, but make sure to remove moisture from the skin to treat.

### Q5. Is it yield effects when I get a massage from device under lukewarm feeling at low level?

If you feel lukewarm feeling due low level, it may be less effective. However, as high frequency of FL-100 has high current, even its low intensity could be absorbed into deep skin.

## ■ Customer support

This device is produced by superior technologies of Ningbo Ruipu Health Beauty Co.,Ltd. Contact us for more detailed information or other questions regarding the product.We' re ready to answer your questions.

LINUO Beauty

Web: [gzlinuo.en.alibaba.com](http://gzlinuo.en.alibaba.com)

## ■ Product specification

Items	Specification
RF Radio Frequency	3Mhz
RF applicator	Bipolar
Energy	1-15J/cm <sup>2</sup>
Voltage	AC100-240V,50-60hz
Probes	Two(10mm,32mm)
Output mode	Five
Size	280*280*130mm
Weight	2kg

\*The design and sepecifications may be subject to change without prior notice in order to improve the product performance.

## ■ Product warranty

We provide product warranty according to consumer injury compensation rule as shown below.

Product name		Model	
Date of purchase		Serial No.	
Where are you purchased		Price	

**Free A/S** This product not to be used for business use


Type of consumer' s damage		Within warranty period	After warranty period
	When critical repair is needed at normal operation within 1 month from the date of purchasing	possible to replace product or refund at price of purchasing	N/A
Flaws of performance or functions at normal operation within product warranty period	When any flaw occurs Free repair	Free repair	Charged repair
	Re-occurrence of error repair(2 times)	Possible to replace product or refund at price of purchasing	Charged repair
	Impossible to replace	Possible to replace product or refund at price of purchasing	Cost for repair will be charged
	Impossible to repair	Refund at price of purchasing	N/A
	If critical repair for a replaced product is needed within 1 month	Refund at price of purchasing	N/A
If any damage occurred as spare parts are not maintained during designated periods	If there is any flaw or damage that naturally occurred at normal operation.	Possible to replace product or refund at price of purchasing	N/A
	Errors due to consumer' s faults or intentions	Cost for repair will be charged,the product will be repaired at a cost	
	Injuries or accidents due to replacing product	Compensation for medical cost,expenses or actual income	

**\*Charged services : Make sure to read user' s manual as you request services whether it is by any error or flaw in product,you might be charged from service.**

- 1.If the defects are caused by any other means than cleaning,adusting,instruction
- 2.If the defects are caused by consumer misuse
- 3.If the defects are caused by kind of disaster or over end life of consuming parts.

## ※ Massage skills

Help achieve better effect



*LUMINIC*