

# Christie Vive Audio BKW-SUR Bracket

User Manual

020-101290-01



# **Christie Vive Audio BKW-SUR Bracket**

**User Manual**

020-101290-01

## NOTICES

### COPYRIGHT AND TRADEMARKS

© 2015 Christie Digital Systems USA Inc. All rights reserved.

All brand names and product names are trademarks, registered trademarks or trade names of their respective holders.

### GENERAL

Every effort has been made to ensure accuracy, however in some cases changes in the products or availability could occur which may not be reflected in this document. Christie reserves the right to make changes to specifications at any time without notice. Performance specifications are typical, but may vary depending on conditions beyond Christie's control such as maintenance of the product in proper working conditions. Performance specifications are based on information available at the time of printing. Christie makes no warranty of any kind with regard to this material, including, but not limited to, implied warranties of fitness for a particular purpose. Christie will not be liable for errors contained herein or for incidental or consequential damages in connection with the performance or use of this material. Canadian manufacturing facility is ISO 9001 and 14001 certified.

### WARRANTY

Products are warranted under Christie's standard limited warranty, the complete details of which are available by contacting your Christie dealer or Christie. In addition to the other limitations that may be specified in Christie's standard limited warranty and, to the extent relevant or applicable to your product, the warranty does not cover:

- a. Problems or damage occurring during shipment, in either direction.
- b. Projector lamps (See Christie's separate lamp program policy).
- c. Problems or damage caused by use of a projector lamp beyond the recommended lamp life, or use of a lamp other than a Christie lamp supplied by Christie or an authorized distributor of Christie lamps.
- d. Problems or damage caused by combination of a product with non-Christie equipment, such as distribution systems, cameras, DVD players, etc., or use of a product with any non-Christie interface device.
- e. Problems or damage caused by the use of any lamp, replacement part or component purchased or obtained from an unauthorized distributor of Christie lamps, replacement parts or components including, without limitation, any distributor offering Christie lamps, replacement parts or components through the internet (confirmation of authorized distributors may be obtained from Christie).
- f. Problems or damage caused by misuse, improper power source, accident, fire, flood, lightning, earthquake or other natural disaster.
- g. Problems or damage caused by improper installation/alignment, or by equipment modification, if by other than Christie service personnel or a Christie authorized repair service provider.
- h. Problems or damage caused by use of a product on a motion platform or other movable device where such product has not been designed, modified or approved by Christie for such use.
- i. Problems or damage caused by use of a projector in the presence of an oil-based fog machine or laser-based lighting that is unrelated to the projector.
- j. For LCD projectors, the warranty period specified in the warranty applies only where the LCD projector is in "normal use" which means the LCD projector is not used more than 8 hours a day, 5 days a week.
- k. Except where the product is designed for outdoor use, problems or damage caused by use of the product outdoors unless such product is protected from precipitation or other adverse weather or environmental conditions and the ambient temperature is within the recommended ambient temperature set forth in the specifications for such product.
- l. Image retention on LCD flat panels.
- m. Defects caused by normal wear and tear or otherwise due to normal aging of a product.

The warranty does not apply to any product where the serial number has been removed or obliterated. The warranty also does not apply to any product sold by a reseller to an end user outside of the country where the reseller is located unless (i) Christie has an office in the country where the end user is located or (ii) the required international warranty fee has been paid.

The warranty does not obligate Christie to provide any on site warranty service at the product site location.

### PREVENTATIVE MAINTENANCE

Preventative maintenance is an important part of the continued and proper operation of your product. Please see the Maintenance section for specific maintenance items as they relate to your product. Failure to perform maintenance as required, and in accordance with the maintenance schedule specified by Christie, will void the warranty.


### REGULATORY

The product has been tested and found to comply with the limits for a Class A digital device, pursuant to Part 15 of the FCC Rules. These limits are designed to provide reasonable protection against harmful interference when the product is operated in a commercial environment. The product generates, uses, and can radiate radio frequency energy and, if not installed and used in accordance with the instruction manual, may cause harmful interference to radio communications. Operation of the product in a residential area is likely to cause harmful interference in which case the user will be required to correct the interference at the user's own expense.

CAN ICES-3 (A) / NMB-3 (A)

이 기기는 업무용 (A 급) 으로 전자파적합등록을 한 기기이오니 판매자 또는 사용자는 이점을 주의하시기 바라며 , 가정 외의 지역에서 사용하는 것을 목적으로 합니다 .

#### **Environmental**

The product is designed and manufactured with high-quality materials and components that can be recycled and reused. This symbol  means that electrical and electronic equipment, at their end-of-life, should be disposed of separately from regular waste. Please dispose of the product appropriately and according to local regulations. In the European Union, there are separate collection systems for used electrical and electronic products. Please help us to conserve the environment we live in!



# Addendum

Translated copies of this document are provided on the CD in the back of this document. The CD may also contain additional product documentation. Read all instructions before using or servicing this product.

本文档的翻译副本在本文档背面的 CD 上提供。该 CD 中还可能包含其他产品文档。使用或维修本产品之前请务必阅读所有说明。

文件背面的光碟提供了本文件的翻譯副本。這張光碟可能另外包含其他產品文件。請先閱讀所有指示再使用或送修本產品。

Le CD au dos de ce document contient des traductions de celui-ci dans différentes langues. Ce CD peut également contenir de la documentation supplémentaire sur le produit. Lisez toutes les instructions avant d'utiliser ou d'entretenir ce produit.

Übersetzte Versionen dieses Dokuments werden auf der CD auf dem Vorsatzblatt dieses Dokuments bereitgestellt. Die CD kann auch zusätzliche Produktdokumentation enthalten. Bitte lesen Sie diese Anweisungen vor der Verwendung dieses Produkts oder vor der Ausführung von Wartungsarbeiten am Produkt.

Le copie tradotte di questo documento sono fornite sul CD, sul retro di questo documento. Il CD potrebbe anche contenere altra documentazione sul prodotto. Si prega di leggere tutte le istruzioni prima di utilizzare questo prodotto o sottoporlo a manutenzione.

このドキュメントの翻訳版がこのドキュメントの裏面の CD で提供されています。CD には追加の製品マニュアルも収められています。この製品を使用したり、機能させたりする前に、すべての指示をお読みください。

이 문서의 번역된 사본이 이 문서 후면의 CD 에서 제공됩니다 . 이 CD 에는 추가 제품 설명서가 포함되어 있을 수 있습니다 . 이 제품을 사용하거나 수리하기 전에 모든 지침을 확인하십시오 .

Copias traduzidas deste documento são fornecida no CD contido na parte de trás deste documento. O CD pode conter documentação adicional do produto. Leia todas as instruções antes de usar ou prestar serviço com este produto.

Перевод данного документа представлен на компакт-диске на оборотной стороне документа. Компакт-диск может также содержать дополнительную документацию по продукту. Перед использованием или обслуживанием продукта ознакомьтесь со всеми инструкциями.

Las copias traducidas de este documento se proporcionan en el CD que se encuentra en la parte trasera. En el CD también puede encontrar documentación adicional del producto. Lea todas las instrucciones antes de utilizar o realizar el mantenimiento de este producto.

Перекладені екземпляри цього документа містяться на компакт-диску, який додано до цього документа. На компакт-диску може також бути додаткова документація до виробу. Перш ніж користуватися виробом або його обслуговувати, прочитайте всі інструкції.

# Table of Contents

**Safety Information** ..... **9**  
    Technical Support .....9

**Introduction** ..... **11**  
    What’s In the Box? ..... 11

**Installation** ..... **12**  
    Install the BKW-SUR bracket and wall mount ..... 12

**Specifications** ..... **17**  
    Physical ..... 17  
    Accessories ..... 17



# Safety Information

- Read and follow this information thoroughly before installing a bracket.
- Read these instructions.
- Keep these instructions.
- Two people are required to safely lift and install the bracket.
- Only use attachments or accessories specified by Christie.
- Changes or modifications to the product not expressly approved by the party responsible for compliance could void the user's authority to operate the equipment.
- All hardware must be torqued to the recommended levels as per this manual.

## Technical Support

Contact your dealer or technical support for questions relating to unclear information, malfunctions, or product repairs.

### **Americas**

Email: *tech-support@christiedigital.com*

Phone:

- Canada and USA: +1-800-221-8025
- Chile: 519-744-8005

### **Europe, Middle East, and Africa**

Email: *techsupport-emea@christiedigital.com*

Phone:

- Russia: +7 (495) 930 8961
- Eastern Europe: +36 (0)1 47 48 100
- France: +33 (0) 1 41 21 44 10
- Germany: +49 2161 56620 22
- Italy: +39 (0) 2 9902 1161
- Africa: +27 (0) 11 510 0094
- Spain: +34 91 633 9990
- Middle East: +971 (0) 4 320 6688
- United Kingdom: +44(0) 118 977 8111

### **Asia Pacific**

Email: *tech-asia@christiedigital.com*

Phone:

- Australia: +61 (0) 7 3624 48888
- China: +86 10 6561 0240
- India: +91 (080) 6708 9999
- Japan: 81-3-3599-7481
- South Korea: +82 2 702 1601
- Singapore: +65 6877-8737

# Introduction

This manual provides bracket installation procedures and product specifications.

The BKW-SUR bracket is designed to wall mount the LS3S speaker.

## What's In the Box?

This table lists the components that are shipped with the BKW-SUR bracket.

Quantity		Description	Part Number
1		Bracket	145-128102-XX

# Installation

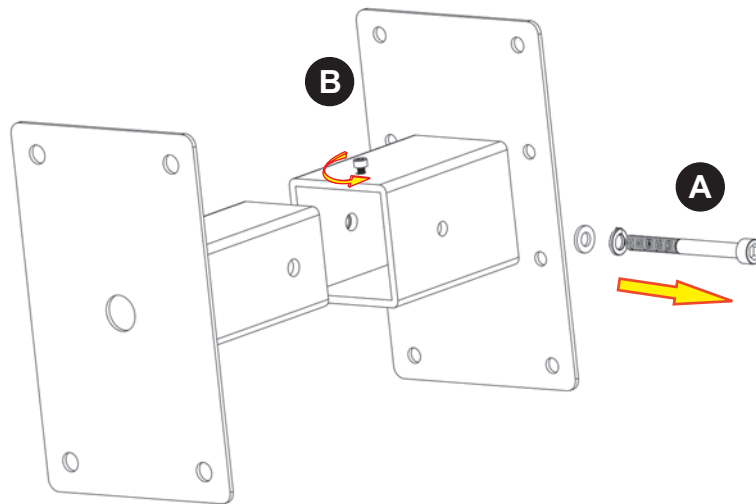
**⚠ WARNING**

Failure to comply with the following could result in death or serious injury.

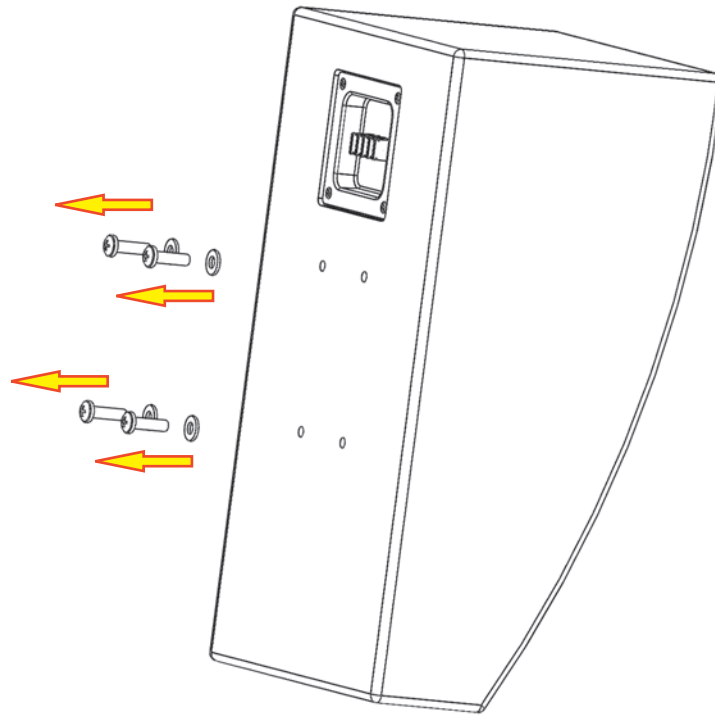
- Before installation, inspect all components for cracks, deformations, corrosion, and missing or damaged parts that could reduce their installation strength.
- Only use the specified attachments or accessories.

## Install the BKW-SUR bracket and wall mount

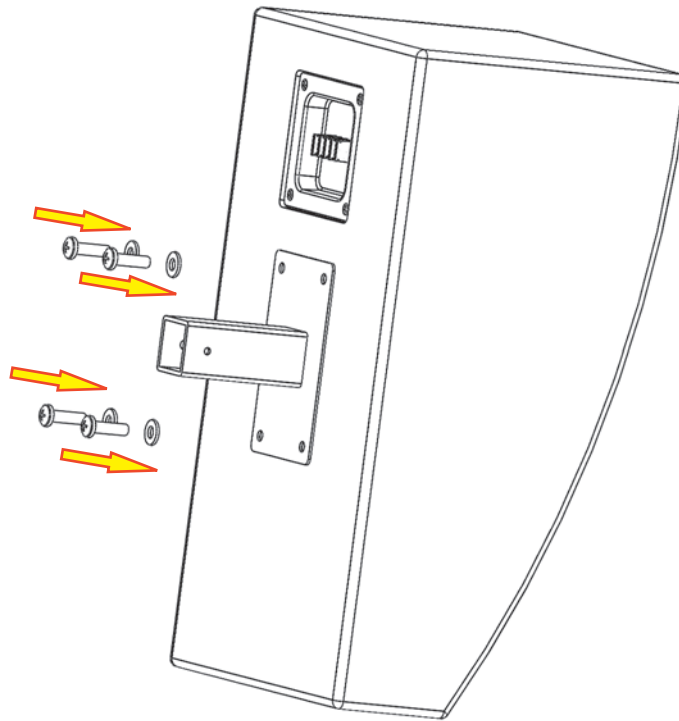
1. Using a 5 mm Allen key, remove the 6 mm socket head cap screw, washer, and lock washer (A) from the bracket.
2. Using a 3 mm Allen key, loosen (do not remove) the 4 mm socket head cap screw (B) until the two bracket halves slide apart.



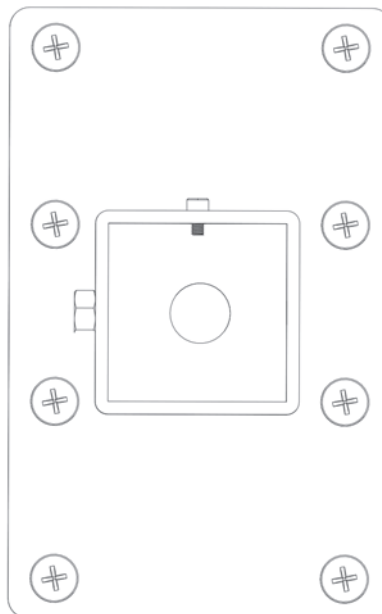
3. Remove the four M8 bolts and lock washers from the back of the LS3S speaker.



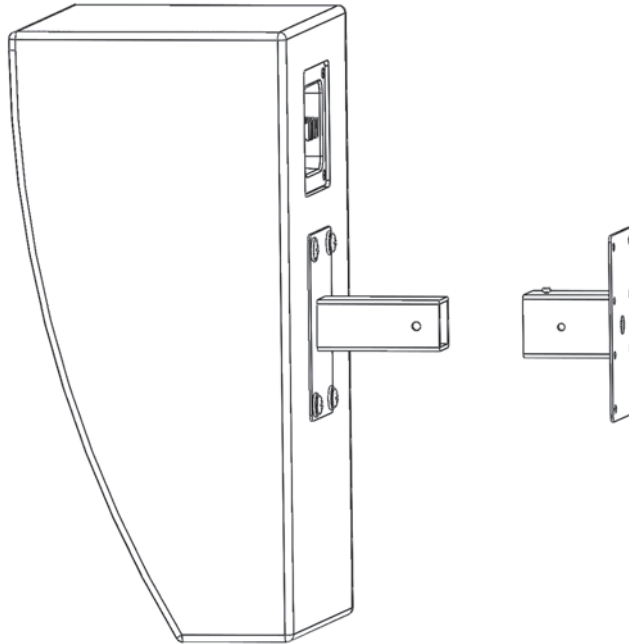
4. Position the speaker mounting half of the bracket on the back of the LS3S speaker and align it with the four mounting holes.
5. Secure the speaker mounting half of the bracket to the speaker with the four M8 bolts and lock washers removed in step 3.



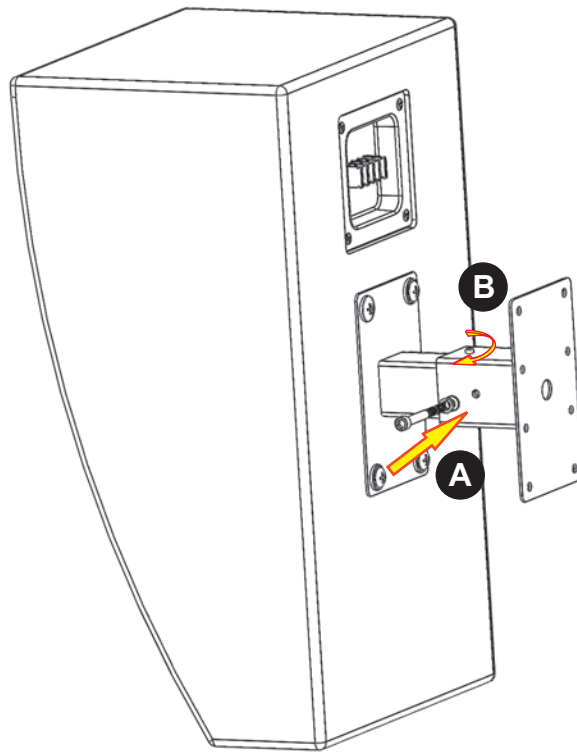
6. Attach the wall mount to the wall using appropriately sized lag bolts (not included in the box) according to laws and regulations applicable to the venue.



7. Place the speaker mounting half of the bracket against the wall mount and align the bracket holes.



8. Using a 5 mm Allen key, install the 6 mm socket head cap screw, washer, and lock washer (A) removed in step 1. Tighten the screw until it is snug.
9. Using a 3 mm Allen key, tighten the 4 mm socket head cap screw (B) until the two bracket halves are secure (no play or sliding between the two halves).





# Specifications

## Physical

Specification	Value
Packaged Dimensions (H x W x D)	16.0 cm x 10.0 cm x 15.0 cm (6.5 in.) x (4.0 in.) x (6.0 in.)
Weight (net)	1.3 kg (2.9 lbs) packaged

## Accessories

Part Description	Part Number
Christie LS3S line source surround speaker	145-107109-XX
Christie LS3S line source surround speaker with grill	145-129103-XX





Corporate offices

USA – Cypress  
ph: 714-236-8610

Canada – Kitchener  
ph: 519-744-8005

Consultant offices

Italy  
ph: +39 (0) 2 9902 1161

Worldwide offices

Australia ph: +61 (0) 7 3624 4888	Eastern Europe and Russian Federation ph: +36 (0) 1 47 48 100	India ph: +91 (080) 6708 9999	Singapore ph: +65 6877-8737
Brazil ph: +55 (11) 2548 4753	France ph: +33 (0) 1 41 21 44 04	Japan (Tokyo) ph: 81 3 3599 7481	Spain ph: + 34 91 633 9990
China (Beijing) ph: +86 10 6561 0240	Germany ph: +49 2161 664540	Korea (Seoul) ph: +82 2 702 1601	United Arab Emirates ph: +971 4 3206688
China (Shanghai) ph: +86 21 6278 7708		Republic of South Africa ph: +27 (0)11 510 0094	United Kingdom ph: +44 (0) 118 977 8000

