

USB-GUITAR

iAXE393

User's manual

en

Version 1.1 September 2006



www.behringer.com



iAXE393 USB-GUITAR

IMPORTANT SAFETY INSTRUCTIONS



CAUTION: To reduce the risk of electric shock, do not remove the top cover (or the rear section). No user serviceable parts inside; refer servicing to qualified personnel.

WARNING: To reduce the risk of fire or electric shock, do not expose this appliance to rain and moisture. The apparatus shall not be exposed to dripping or splashing and no objects filled with liquids, such as vases, shall be placed on the apparatus.



This symbol, wherever it appears, alerts you to the presence of uninsulated dangerous voltage inside the enclosure—voltage that may be sufficient to constitute a risk of shock.



This symbol, wherever it appears, alerts you to important operating and maintenance instructions in the accompanying literature. Please read the manual.

- 1) Read these instructions.
- 2) Keep these instructions.
- 3) Heed all warnings.
- 4) Follow all instructions.
- 5) Do not use this apparatus near water.
- 6) Clean only with dry cloth.
- 7) Do not install near any heat sources such as radiators, heat registers, stoves, or other apparatus (including amplifiers) that produce heat.
- 8) Only use attachments/accessories specified by the manufacturer.



9) Refer all servicing to qualified service personnel. Servicing is required when the apparatus has been damaged in any way, such as power supply cord or plug is damaged, liquid has been spilled or objects have fallen into the apparatus, the apparatus has been exposed to rain or moisture, does not operate normally, or has been dropped.

10) CAUTION - These service instructions are for use by qualified service personnel only. To reduce the risk of electric shock do not perform any servicing other than that contained in the operation instructions unless you are qualified to do so.



USB-GUITAR

The Ultimate Electric Guitar with Built-In USB Port to Connect Straight to Your Computer. Jam with Killer Modeling Amps and Effects

en

- ▲ Plug this amazing USB-guitar straight into your computer and turn your PC or Mac computer into a guitar amp and recording system without the need for any other hardware
- ▲ You get a top-notch electric guitar featuring a 22-fret maple neck, solid body, chrome machine heads, 3 single-coil pickups, 5-way switching and vintage vibrato bridge. The guitar can also be used with any traditional guitar amplifier
- ▲ Enjoy immediate access to “Guitar Combos BEHRINGER Edition” from Native Instruments—the leading authentic guitar amp and stomp box modeling software
- ▲ Package also includes Kristal 16-track music production and Audacity editing software
- ▲ Works directly with your PC or Mac computer—ultra-low latency ASIO drivers for PC included
- ▲ All these accessories are included: CD, USB cable, adjustable guitar strap and 3 picks
- ▲ Stereo Headphone output lets you jam with your computer and can also be used for monitoring with active monitor speakers
- ▲ Variable-speed file playback function for MP3, WAV, AIFF audio files—perfect for easy learning and practising
- ▲ Powered via USB—no additional power supply required
- ▲ High-quality components and exceptionally rugged construction ensure long life
- ▲ Conceived and designed by BEHRINGER Germany

iAXE393 USB-GUITAR

FOREWORD



Dear customer,

Welcome to the team of BEHRINGER users, and thank you very much for expressing your confidence in us by purchasing this iAXE393.

Writing this foreword for you gives me great pleasure, because it represents the culmination of many months of hard work delivered by our engineering team to achieve a very ambitious goal: To design an outstanding electric guitar with integrated USB interface that allows the direct connection to the

computer, which convinces through its excellent sound and offers a maximum of flexibility and performance. The task of designing our new iAXE393 guitar certainly meant a great deal of responsibility, which we assumed by focusing on you, the discerning user and musician. Meeting your expectations also meant a lot of work and night shifts. But it was fun, too. Developing a product usually brings a lot of people together, and what a great feeling it is when all who participated in such a project can be proud of what they've achieved.

It is our philosophy to share our enjoyment with you, because you are the most important member of the BEHRINGER team. With your highly competent suggestions for new products you've made a significant contribution to shaping our company and making it successful. In return, we guarantee you uncompromising quality as well as excellent technical and audio properties at an extremely reasonable price. All of this will enable you to give free rein to your creativity without being hampered by budget constraints.

We are often asked how we manage to produce such high-quality devices at such unbelievably low prices. The answer is quite simple: it's you, our customers! Many satisfied customers mean large sales volumes enabling us to get better purchasing terms for components, etc. Isn't it only fair to pass this benefit on to you? Because we know that your success is our success too!

I would like to thank everyone that made the iAXE393 possible in the first place. You have all made your own personal contributions, from the developers to the many other employees at this company, and to you, the BEHRINGER user.

My friends, it's been worth the effort!

Thank you very much,

Uli Behringer


TABLE OF CONTENTS

1 INTRODUCTION	5
1.1 Before you get started	5
1.1.1 Shipment	5
1.1.2 Care	5
1.1.3 Online registration	5
2 CONTROLS AND CONNECTIONS	6
3 SOFTWARE	7
3.1 Included software	7
3.2 System requirements	8
3.3 Device drivers and latency	8
4.1 Operation of the USB connector	9
4 APPLICATION EXAMPLES	9
4.2 Connection to a guitar amp	9
5 AUDIO CONNECTIONS	10
5.1 Wiring	10
5.2 Headphone connection	10
5.3 USB cable	10
6 SPECIFICATIONS	10
7 WARRANTY	11
FCC — FEDERAL COMMUNICATIONS COMMISSION COMPLIANCE INFORMATION	12

1.1 Before you get started

1.1.1 Shipment

Your iAXE393 USB-Guitar was carefully packed at the assembly plant to assure secure transport. Should the condition of the cardboard box suggest that damage may have taken place, please inspect the unit immediately and look for physical indications of damage.


 **Damaged equipment should NEVER be sent directly to us. Please inform the dealer from whom you acquired the unit immediately as well as the transportation company from which you took delivery. Otherwise, all claims for replacement/repair may be rendered itv**

iAXE393 USB-GUITAR

2 CONTROLS AND CONNECTIONS

The iAXE393 can either be connected directly via jack to an amplifier or by connecting the provided USB cable to your PC/Mac computer. At the same time, the USB connection acts as power supply for the iAXE393 guitar.

en



3 SOFTWARE

3.1 Included software

The iAXE393 USB-Guitar comes with a complete software bundle which allows you to start immediately. The software package consists of:

- ▲ Native Instruments “Guitar Combos BEHRINGER Edition”—3 different combos (PC/Mac)
- ▲ Kristal Audio Engine (PC)
- ▲ Audacity (PC/Mac)
- ▲ BEHRINGER USB AUDIO-Driver (PC)

Enjoy the direct access to fantastic “GUITAR COMBOS” of Native Instruments which are to be found on the provided CD with the installation guide and user’s manual.

The Native Instruments “GUITAR COMBOS” series combines outstanding sound quality with maximum ease of use and playability.

Classic Combos

GUITAR COMBOS perfectly recreate three classic combos, using the same critically acclaimed technology that has already won GUITAR RIG numerous industry awards. The lovingly emulated tube combos have an absolutely authentic, warm and dynamic sound, producing the purest of tones. The different presets only hint at the wide musical spectrum covered by these classic amps.

Professional Sound

The GUITAR COMBOS utilize the same Dynamic Tube Response technology that was developed for GUITAR RIG, giving the series the same exceptional sound quality. The GUITAR COMBOS are perfectly suited to musicians with little or no experience of professional music software. A computer, sound card*, a guitar and these combos are all that is needed to enjoy the sound of professional studio productions.

The Full Spectrum

The GUITAR COMBO I (AC Box Combo) is the popular role model that revolutionised British pop music. From soft to distorted—this combo has a uniquely inspiring sonic character. The GUITAR COMBO II (Twang Combo) is the epitome of the clean and crunchy blues sound. Over the course of several decades this warm and unmistakable sound has made a valuable contribution to countless hits. Based on the famous tube amps that spanned the guitar legends of the late 60s and early 70s, the GUITAR COMBO III (Plexi Combo) embodies the rock sound. Its distinctive and individual tone can be as warm as it can be hard.

Features

- ▲ Based on award-winning GUITAR RIG amps, cabinets and effects
- ▲ Three unique combos, each with their own characteristic design and sound
- ▲ Intuitive user-interface and particularly easy to use
- ▲ Outstanding, professional sound quality and performance
- ▲ Every combo includes a tuner, noise gate and limiter
- ▲ Additional, individual pre and post effects for each combo
- ▲ Integrated Tapedeck for playback of audio files as well as a metronome
- ▲ Presets included as well as option to save your own additional, personal presets
- ▲ Full MIDI compatibility including MIDI learn functions

After installing the software, you can test 3 different amp simulations for 30 days. Subsequently, you have to choose one of the amps which then needs to be registered on the dedicated NI-BEHRINGER Internet page at:

www.native-instruments.com/comboshop.info.

Here you will find an overview with a brief description of the 3 combos that are provided. Furthermore, the steps of purchase as well as how to use your coupon are described in the top part of the page (see Fig. 3.1). For example, click “Order GUITAR COMBO I” to order Combo I, then follow the instructions found in the NI Online Shop, i.e. the shopping cart.



Fig. 3.1: Starting of Online-Shop

Figure 3.2 shows the second step “2. Product Details” found in the NI-Behringer Shop. After that, your purchase is not far off.




Fig. 3.2: Second step “2. Product Details” of NI-Behringer Shop


en

iAXE393 USB-GUITAR

3.2 System requirements

To connect the iAXE393 USB-Guitar to a computer, you need a free USB slot.

 **The iAXE393 USB-Guitar is compatible with both PC and Mac computers. Therefore, no installation procedure or drivers are required for the correct functioning of the iAXE393 USB-Guitar. As soon as you connect the iAXE393 USB-Guitar to a free USB slot, it will be recognized as generic USB audio device.**

 **If you want to make use of the included drivers and applications, please observe the system requirements of the respective manufacturers.**

If you want to use the guitar for real-time applications on the PC, e.g. for recording or to use with the provided "Guitar Combos" from Native Instruments, we **strongly** recommend the installation of the included USB audio driver to ensure a low latency (see Chapter 3.3).

To work with the software that comes with the guitar, your computer must meet the following minimum requirements:

	PC	MAC
Operating system	Windows XP	Mac OS X v10.3.x
Processor	Pentium 700 MHz Athlon XP 1.33 GHz	G4 733 MHz
RAM	256 MB	512 MB

3.3 Device drivers and latency

A device driver is an interface that ensures communication between the software (audio application) and the hardware (your iAXE393). In recent years, the PC platform has witnessed the establishment of several different driver models for sound cards. Some of these drivers cannot be used for simultaneous recording and playback or for working with software plug-ins, since they do not support the full performance provided by professional sound cards and cause a long time delay (this is called "latency").

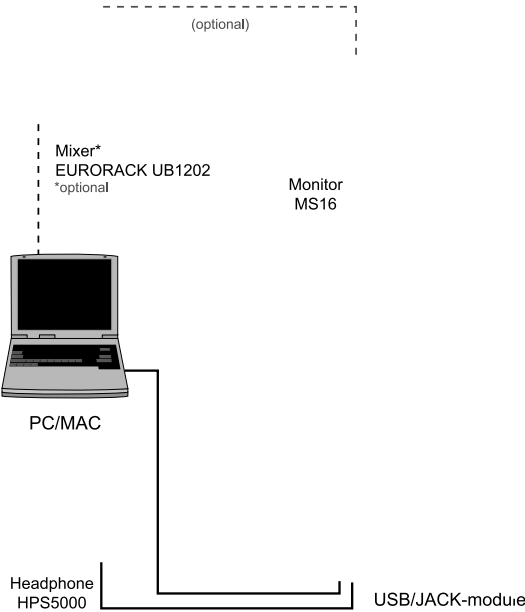
With standard Windows applications, you don't need to worry about which driver is currently being used by the operating system. You only need to select the correct playback device via the Windows "Control Panel".

However, as soon as you start to produce or record computer-based music and work with special audio software such as Cubase, Live, Logic, Tracktion, or others, you should make sure that you selected an ASIO driver. This driver model supports the full range of functions offered by your hardware and gives you the best performance. With the USB Audio Driver, we have already included one of the fastest ASIO drivers currently available.

You will normally find the selection of a driver model for computer hardware in the standard default settings of the software you are using. If necessary, check the documentation for your software. Use the control panel to set up a lower latency. The smaller the value, the better. If audio dropouts occur, try increasing the latency in stages.

Things are much simpler with the Mac platform. With OS X operating system, there is only one driver model, the CoreAudio driver. Thus, there's no need to worry about selecting a driver.

4.1 Operation of the USB connector





5.1 Wiring

For connecting your iAXE393 USB-Guitar to your guitar amplifier, you need a standard instrument cable.



7 WARRANTY

§ 1 OTHER WARRANTY RIGHTS AND NATIONAL LAW

1. This warranty does not exclude or limit the buyer's statutory rights provided by national law, in particular, any such rights against the seller that arise from a legally effective purchase contract.
2. The warranty regulations mentioned herein are applicable unless they constitute an infringement of national warranty law.

§ 2 ONLINE REGISTRATION

Please do remember to register your new BEHRINGER equipment right after your purchase by visiting www.behringer.com (alternatively www.behringer.de) and kindly read the terms and conditions of our warranty carefully.

Registering your purchase and equipment with us helps us process your repair claims quicker and more efficiently.

Thank you for your cooperation!

§ 3 WARRANTY

1. BEHRINGER (BEHRINGER International GmbH including all BEHRINGER subsidiaries listed on the enclosed page, except BEHRINGER Japan) warrants the mechanical and electronic components of this product to be free of defects in material and workmanship for a period of one (1) year* from the original date of purchase, in accordance with the warranty regulations described below. If the product shows any defects within the specified warranty period that are not excluded from this warranty as described under § 5, BEHRINGER shall, at its discretion, either replace or repair the product using suitable new or reconditioned parts. In the case that other parts are used which constitute an improvement, BEHRINGER may, at its discretion, charge the customer for the additional cost of these parts.
2. If the warranty claim proves to be justified, the product will be returned to the user freight prepaid.
3. Warranty claims other than those indicated above are expressly excluded.

§ 4 RETURN AUTHORIZATION NUMBER

1. To obtain warranty service, the buyer (or his authorized dealer) must call BEHRINGER (see enclosed list) during normal business hours **BEFORE** returning the product. All inquiries must be accompanied by a description of the problem. BEHRINGER will then issue a return authorization number.
2. Subsequently, the product must be returned in its original shipping carton, together with the return authorization number to the address indicated by BEHRINGER.
3. Shipments without freight prepaid will not be accepted.

§ 5 WARRANTY REGULATIONS

1. Warranty services will be furnished only if the product is accompanied by a copy of the original retail dealer's invoice. Any product deemed eligible for repair or replacement under the terms of this warranty will be repaired or replaced.

2. If the product needs to be modified or adapted in order to comply with applicable technical or safety standards on a national or local level, in any country which is not the country for which the product was originally developed and manufactured, this modification/adaptation shall not be considered a defect in materials or workmanship. The warranty does not cover any such modification/adaptation, irrespective of whether it was carried out properly or not. Under the terms of this warranty, BEHRINGER shall not be held responsible for any cost resulting from such a modification/adaptation.

3. Free inspections and maintenance/repair work are expressly excluded from this warranty, in particular, if caused by improper handling of the product by the user. This also applies to defects caused by normal wear and tear, in particular, of faders, crossfaders, potentiometers, keys/buttons, tubes, guitar strings, illuminants and similar parts.

4. Damages/defects caused by the following conditions are not covered by this warranty:

- ▲ improper handling, neglect or failure to operate the unit in compliance with the instructions given in BEHRINGER user or service manuals.
- ▲ connection or operation of the unit in any way that does not comply with the technical or safety regulations applicable in the country where the product is used.
- ▲ damages/defects caused by force majeure or any other condition that is beyond the control of BEHRINGER.

5. Any repair or opening of the unit carried out by unauthorized personnel (user included) will void the warranty.

6. If an inspection of the product by BEHRINGER shows that the defect in question is not covered by the warranty, the inspection costs are payable by the customer.

7. Products which do not meet the terms of this warranty will be repaired exclusively at the buyer's expense. BEHRINGER will inform the buyer of any such circumstance. If the buyer fails to submit a written repair order within 6 weeks after notification, BEHRINGER will return the unit C.O.D. with a separate invoice for freight and packing. Such costs will also be invoiced separately when the buyer has sent in a written repair order.

§ 6 WARRANTY TRANSFERABILITY

This warranty is extended exclusively to the original buyer (customer of retail dealer) and is not transferable to anyone who may subsequently purchase this product. No other person (retail dealer, etc.) shall be entitled to give any warranty promise on behalf of BEHRINGER.

§ 7 CLAIM FOR DAMAGES

Failure of BEHRINGER to provide proper warranty service shall not entitle the buyer to claim (consequential) damages. In no event shall the liability of BEHRINGER exceed the invoiced value of the product.

* Customers in the European Union please contact BEHRINGER Germany Support for further details.

Technical specifications and appearance subject to change without notice. The information contained herein is correct at the time of printing. Windows is a registered trademark of Microsoft Corporation in the United States and other countries. Mac is a trademark of Apple Computer, Inc., registered in the U.S. and other countries. The names of companies, institutions or publications pictured or mentioned and their respective logos are trademarks of their respective owners. Their use neither constitutes a claim of the trademarks by BEHRINGER nor affiliation of the trademark owners with BEHRINGER. BEHRINGER accepts no liability for any loss which may be suffered by any person who relies either wholly or in part upon any description, photograph or statement contained herein. Colours and specification may vary slightly from product. Products are sold through our authorised dealers only. Distributors and dealers are not agents of BEHRINGER and have absolutely no authority to bind BEHRINGER by any express or implied undertaking or representation. No part of this manual may be reproduced or transmitted in any form or by any means, electronic or mechanical, including photocopying and recording of any kind, for any purpose, without the express written permission of BEHRINGER International GmbH. BEHRINGER® is a registered trademark.

ALL RIGHTS RESERVED. © 2006 BEHRINGER International GmbH,
Hanns-Martin-Schleyer-Str. 36-38, 47877 Willich-Muenchheide II, Germany.
Tel. +49 2154 9206 0, Fax +49 2154 9206 4903

iAXE393 USB-GUITAR

FEDERAL COMMUNICATIONS COMMISSION

COMPLIANCE INFORMATION



Responsible party name: BEHRINGER USA, Inc.
Address: 18912 North Creek Parkway, Suite 200
Bothell, WA 98011, USA
Phone/Fax No.: Phone: +1 425 672 0816,
Fax: +1 425 673 7647

hereby declares that the product

iAXE393 USB-GUITAR

complies with the FCC rules as mentioned in the following paragraph:

This equipment has been tested and found to comply with the limits for a Class B digital device, pursuant to part 15 of the FCC Rules. These limits are designed to provide reasonable protection against harmful interference in a residential installation. This equipment generates, uses and can radiate radio frequency energy and, if not installed and used in accordance with the instructions, may cause harmful interference to radio communications. However, there is no guarantee that interference will not occur in a particular installation. If this equipment does cause harmful interference to radio or television reception, which can be determined by turning the equipment off and on, the user is encouraged to try to correct the interference by one or more of the following measures:

- ▲ Reorient or relocate the receiving antenna.
- ▲ Increase the separation between the equipment and receiver.
- ▲ Connect the equipment into an outlet on a circuit different from that to which the receiver is connected.
- ▲ Consult the dealer or an experienced radio/TV technician for help.

This device complies with Part 15 of the FCC rules. Operation is subject to the following two conditions: (1) this device may not cause harmful interference, and (2) this device must accept any interference received, including interference that may cause undesired operation.

Important information:

Changes or modifications to the equipment not expressly approved by BEHRINGER USA can void the user's authority to use the equipment.