


C34DG BOARD Rev. 3



AUGUST 2013

USER'S MANUAL

TABLE OF CONTENTS

Page #

Contents

1.0	OVERVIEW.....	1
2.0	FEATURES.....	1
3.0	BOARD DESCRIPTION.....	1
4.0	WIRING SAMPLE.....	2
5.0	Tips and recomendations:.....	3
6.0	DISCLAIMER.....	3

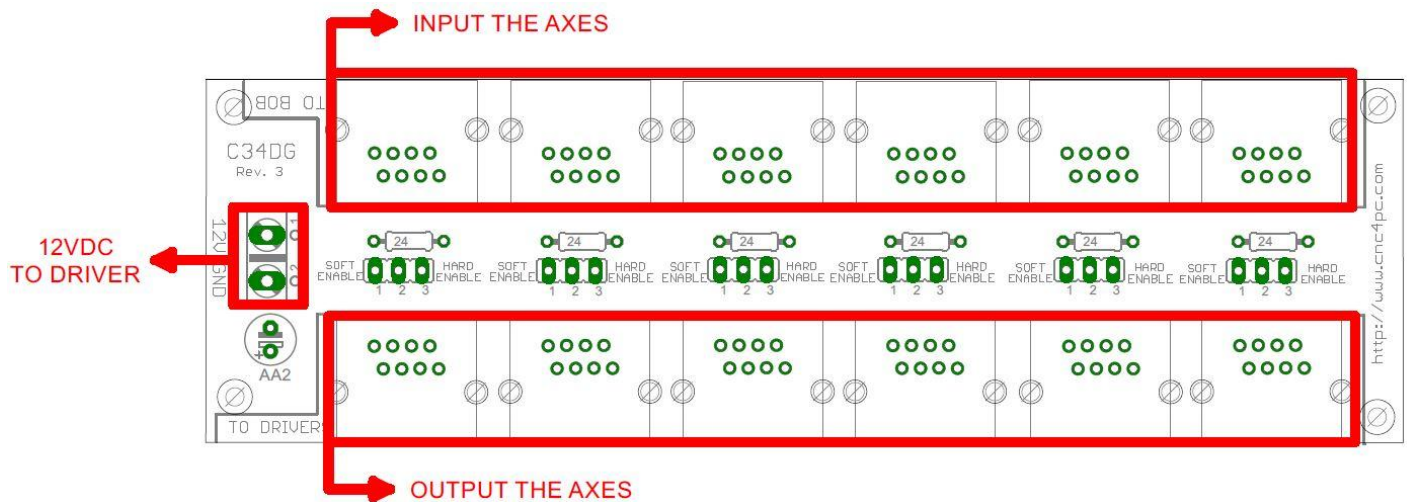
1.0 OVERVIEW

This board interface is used for the connection between C32 or C35 and DG2S-08020, DG2S-16035 Driver.

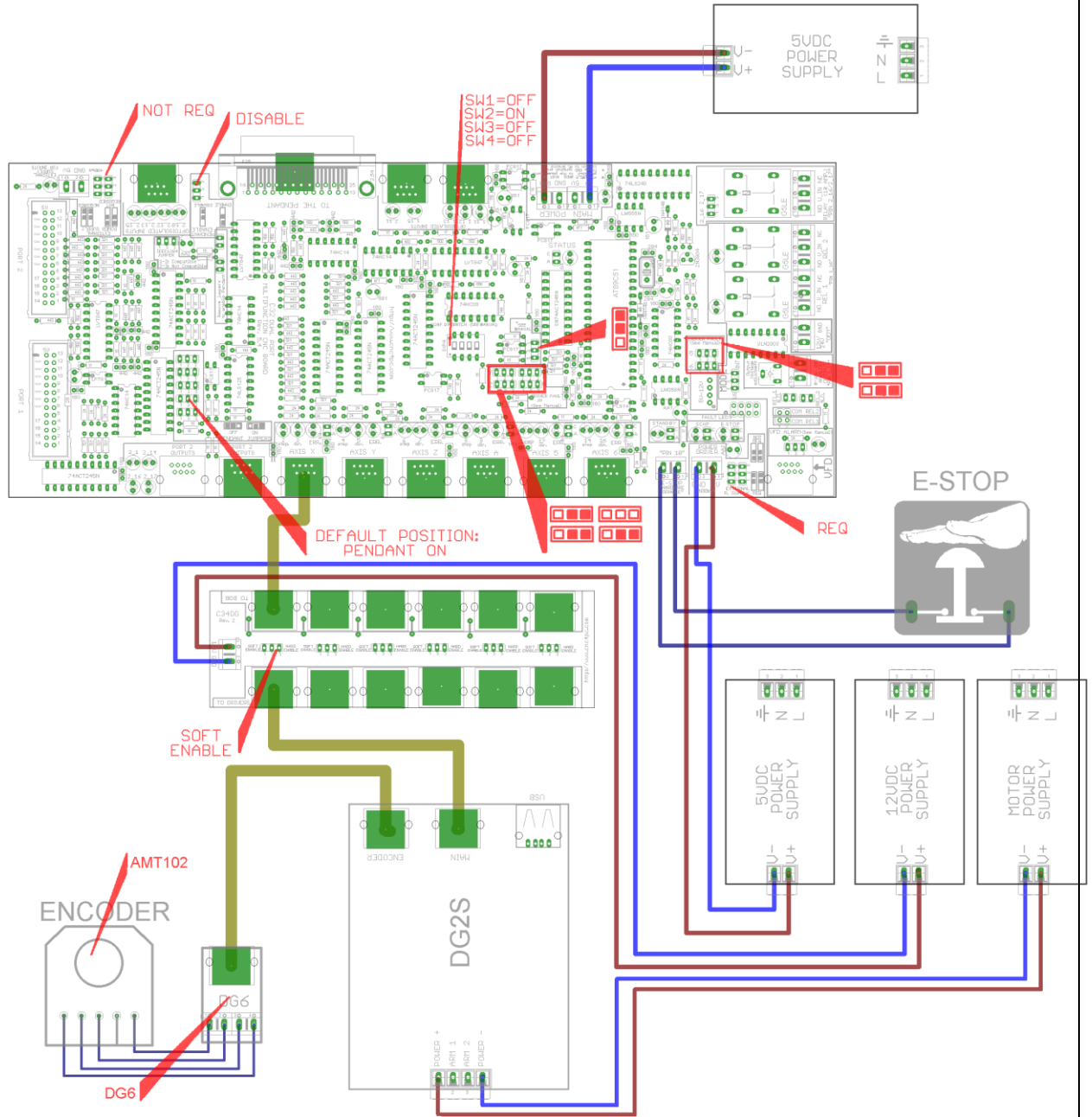
2.0 FEATURES

- *12VDC for Supply the Drivers*
- *RJ45 for Signals Input and for Driver Connection*
- *Select Jumper for Hard Enable or Soft Enable.*

3.0 BOARD DESCRIPTION



4.0 WIRING SAMPLE



5.0 TIPS AND RECOMENDATIONS:

- Set the C34 to HARD ENABLE until the drivers are tuned. Initially the drivers will not tuned and will send fault signal to the C32.
- Do not try to tune the drivers while having the motor connected to the machine. If it is not tuned, it may vibrate or move violently. Set it on the bench and hold it firmly so it can run free.
- Before attempting to tune the driver, make sure the green LEDs are blinking on the driver, indicating that there is no fault.

6.0 DISCLAIMER

Use caution. CNC machines can be dangerous machines. Neither DUNCAN USA, LLC nor Arturo Duncan are liable for any accidents resulting from the improper use of these devices. The M43 is not a fail-safe device and it should not be used in life support systems or in other devices where its failure or possible erratic operation could cause property damage, bodily injury or loss of life.