



PCCharge™ Supported Hardware List

The following hardware has been tested and found to work with **PCCharge Pro**, **Express**, and **Payment Server** version 5.7.1i. For a list of hardware tested with **PCCharge Client** version 5.7.1i, please refer to the document **PCCharge Client Supported Hardware List**.

We test **PCCharge** with a wide range of hardware in a variety of conditions. If you have hardware not shown on this list and are able use it successfully with your copy of **PCCharge**, please contact us at support@pccharge.com and inform us of your results.

Set up each device as specified in the **Notes** column. If no additional information is given (other than the device to be selected from the drop-down list in **PCCharge**), use the default settings listed above.

Report Printers


PCCharge products support most standard Windows compatible printers for report printing.

Tested Card Readers


Manufacturer	Product	98	2000	XP	2003	Notes
Cherry	Cherry Keyboard MY 7000	X	X	X		Set up in PCCharge as Keyboard Wedge . Review the Note at the end of this table and refer to your Cherry manual to determine how to configure the following settings: <ul style="list-style-type: none"> • Enable Header for track 1 and set to % • Enable Terminator for track 1 and set to ? • Enable Header for track 2 and set to ; • Enable Terminator for track 2 and set to ?
Cherry	Cherry Keyboard MY 8000		X			
IDTech	Serial Model # WCR3321-12	X	X	X	X	Set up in PCCharge as Serial Reader . <ul style="list-style-type: none"> • Baud = 9600 • Parity = Even • Data Bits = 7
IDTech	USB Model # IDT3331-12U	X	X	X	X	Set up in PCCharge as Keyboard Wedge .
Ingenico	eN-Check 2500	X	X	X	X	Set up in PCCharge as Ingenico 2500 . See note at end of this table.



Manufacturer	Product	98	2000	XP	2003	Notes
MagTek	Mini Micr	X	X	X	X	Check and card swipe device. Set up in PCCharge as Keyboard Wedge .
SEMTEK	Model 9272USB	X	X	X	X	Set up in PCCharge as Keyboard Wedge .
Uniform Industrial	USB Model MSR210U-33AUBN	X	X	X	X	Set up in PCCharge as Keyboard Wedge .
VeriFone	PCCharge Partner	X	X	X	X	Set up in PCCharge as Keyboard Wedge . This device is a combined PIN pad, card reader, and receipt printer. You must set up the PIN pad functionality of this device prior to setting up any other functionality. Consult the documentation included with this device to determine how to set it up.

 **Note:** The following example text shows the correct format of a swiped transaction after a Cherry keyboard device has been properly configured. You can use Microsoft's Notepad to view a swiped transaction.

```
%B6011000998980019^DISCOVERY / JD^0412123456?
;6011000998980019=0412123456?
```

 **Note:** Every Ingenico 2500 was manufactured in one of two possible configurations: as a standalone check reader, or as a check reader with an integrated card reader. If you have an Ingenico 2500 card/check reader and want to use the card reader component of that device, select the option **Ingenico 2500**. You are not required to use the integrated Ingenico card reader; you may use a separate card reader.

Tested PIN Pads


Manufacturer	Product	98	2000	XP	2003	Notes
@pos	PenWare 3100	X	X	X	X	Signature capture device. Set up in PCCharge as @pos PenWare 3100 .
Ingenico	3010	X	X	X	X	Set up in PCCharge as Ingenico 3010 .
Ingenico	eN-Crypt 2100	X	X	X	X	Set up in PCCharge as eN-Crypt 2100 .
Ingenico	eN-Touch 1000	X	X	X	X	Signature capture device. Set up in PCCharge as eN-Touch 1000 . <ul style="list-style-type: none"> • Baud = 9600 • Parity = None • Data Bits = 8 • Time Out = 4


Manufacturer	Product	98	2000	XP	2003	Notes
VeriFone	PINpad 1000 / PINpad 1000SE	X	X	X	X	Set up in PCCharge as VeriFone 101/1000 . <ul style="list-style-type: none"> • Baud = 1200 • Parity = Even • Data Bits = 7 • Time Out = 4
VeriFone	2000	X	X	X	X	Set up in PCCharge as VeriFone 2000 . <ul style="list-style-type: none"> • Baud = 1200 • Parity = Even • Data Bits = 7 • Time Out = 4
VeriFone	Everest / Everest Plus	X	X	X	X	Set up in PCCharge as VeriFone Everest . Device must be on COM port 1. Requires device drivers from VeriFone.
VeriFone	PCCharge Partner	X	X	X	X	Set up in PCCharge as PCCharge Partner . This device is a combined PIN pad, card reader, and receipt printer. You must set up the PIN pad functionality of this device prior to setting up any other functionality. Consult the documentation included with this device to determine how to set it up.
VeriFone	PCCharge Partner (SC 5000 (MAC))	X	X	X	X	Set up in PCCharge as VeriFone SC5000 (MAC) . Canadian debit processing only. Note that the SC 5000 requires special software to work with PCCharge , and therefore must be purchased as part of the PCCharge Performer bundle. <ul style="list-style-type: none"> • Baud = 9600 • Parity = None • Data Bits = 8 • Time Out = 4
VeriFone	PCCharge Partner (SC 5000 (DUKPT))	X	X	X	X	Set up in PCCharge as VeriFone SC5000 . American debit processing only. Note that the SC 5000 requires special software to work with PCCharge , and therefore must be purchased as part of the PCCharge Performer bundle. <ul style="list-style-type: none"> • Baud = 1200 • Parity = Even • Data Bits = 7 • Time Out = 4

Tested Check Readers

Manufacturer	Product	98	2000	XP	2003	Notes
Ingenico	eN-Check 2500	X	X	X	X	Check and card swipe device. Set up in PCCharge as Ingenico eN-Check 2500 .
Ingenico	eN-Check 2600 (must be in RDM emulation mode)	X	X	X	X	Set up in PCCharge as RDM EC5002i . <ul style="list-style-type: none"> • Parity = None • Data Bits = 8 Check the section on your processing company in Appendix C for information on check scanning. Also, review the section Upload Check Images (in the PCCharge Manual).
MagTek	Mini Micr	X	X	X	X	Check and card swipe device. Set up in PCCharge as Keyboard Wedge .
RDM	EC5002i	X	X	X	X	Set up in PCCharge as RDM EC5002i . <ul style="list-style-type: none"> • Parity = None • Data Bits = 8 Check the section on your processing company in Appendix C for information on check scanning. Also, review the section Upload Check Images (in the PCCharge Manual).

Tested Receipt Printers

	Note: Windows' generic text printer drivers were used for all printers that were tested on Windows 2003.
---	---

	Note: Alternatively, you may use the standard Windows compatible printer that is serving as your PCCharge report printer.
---	--

Manufacturer	Product	98	2000	XP	2003	Notes
Citizen	CBM 1000	X	X	X	X	Manual tear-off. Drivers available online. Set up in PCCharge as Roll Printer . Set the Column Width to 40.
Citizen	iDP 3550	X	X	X	X	Drivers available online. Set up in PCCharge as Roll Printer . Set the Column Width to 40.
Citizen	CPM 10 (without card reader)	X	X	X		Thermal printer, portable device. Drivers available online. Set up in PCCharge as Roll Printer . Set the Column Width to 40.
Star	SP2000	X	X	X	X	Manual tear-off. Drivers available online. Set up in PCCharge as Roll Printer . Set the Column Width to 40.
Star	Micronics TSP700	X	X	X	X	Automatically cut-off. Thermal printer. Drivers available online. Set up in PCCharge as Roll Printer . Set the Column Width to 40.
Epson	M129C TM-T88IIIP	X	X	X		Drivers available online. Set up in PCCharge as Roll Printer . Set the Column Width to 39.
Epson	TM-T90	X	X	X		Set up in PCCharge as Roll Printer . Set the Column Width to 39.
Epson	TMU220B	X	X	X		Set up in PCCharge as Roll Printer . Set the Column Width to 45.
VeriFone	PCCharge Partner	X	X	X	X	Set up in PCCharge as PCCharge Partner . This device is a combined PIN pad, card reader, and receipt printer. You must set up the PIN pad functionality of this device prior to setting up any other functionality. Consult the documentation included with this device to determine how to set it up.

Tested Touch Screens

Manufacturer	Product	98	2000	XP	2003	Notes
Ingenico	eN-Touch 1000	X	X	X	X	Set up in PCCharge as eN-Touch 1000 . <ul style="list-style-type: none"> • Baud = 9600 • Parity = None • Data Bits = 8 • Time Out = 4

Tested Modems

Manufacturer	Product	98	2000	XP	2003	Notes
3com	56K v.90 mini PCI Modem (for laptops)	X	X	X	X	To set up in PCCharge , click the Detect Modem Settings button found on the Manual Modem Setup window (described in the Modem section of the PCCharge User's Manual).
AT&T	Dataport Express Part #: 3715-A1-201hVC Model #: F-1114V/R6	X	X	X	X	To set up in PCCharge , click the Detect Modem Settings button found on the Manual Modem Setup window (described in the Modem section of the PCCharge User's Manual). Also, try the following initialization string: AT&FS0=0&D2E0V1%C0\N0
US Robotics	56K PNP EXT Model # 00568602	X	X	X	X	To set up in PCCharge , click the Detect Modem Settings button found on the Manual Modem Setup window (described in the Modem section of the PCCharge User's Manual). Also, try using WH1 (from the Modem drop-down list).
US Robotics	14400 FAX Modem EXT Model # CJE-0265	X	X	X	X	To set up in PCCharge , click the Detect Modem Settings button found on the Manual Modem Setup window (described in the Modem section of the PCCharge User's Manual). Also, try using WH1 (from the Modem drop-down list).

Manufacturer	Product	98	2000	XP	2003	Notes
Zoom	v.90 USB Model # 3090 A	X	X	X	X	To set up in PCCharge , click the Detect Modem Settings button found on the Manual Modem Setup window (described in the Modem section of the PCCharge User's Manual). Also, try using WH1 (from the Modem drop-down list). Currently non-functional with CCRD.