



(19) **United States**

(12) **Patent Application Publication**

Seppala et al.

(10) **Pub. No.: US 2003/0125076 A1**

(43) **Pub. Date: Jul. 3, 2003**

(54) **MOBILE PHONE AND METHOD OF UPDATING RADIO CHANNEL SETTINGS**

(52) **U.S. Cl. .... 455/556; 455/186.1**

(76) Inventors: **Olli Seppala**, Tampere (FI); **Niels Nymark**, Hilleroed (DK)

(57) **ABSTRACT**

Correspondence Address:  
**ANTONELLI TERRY STOUT AND KRAUS**  
**SUITE 1800**  
**1300 NORTH SEVENTEENTH STREET**  
**ARLINGTON, VA 22209**

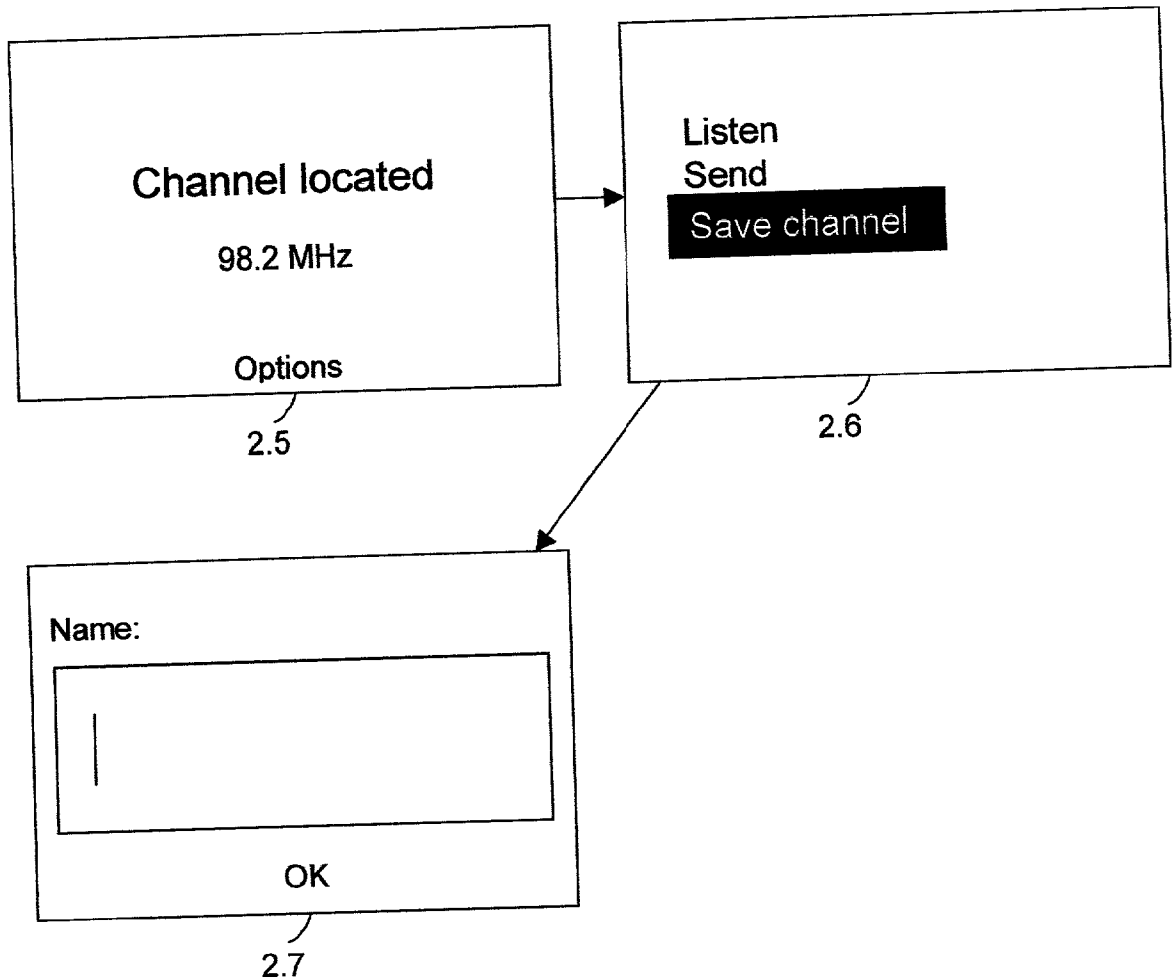
A mobile phone is provided with a broadband AM and/or FM radio signal receiver. The mobile phone further has a radio channel memory for storing a plurality of radio channel settings. The mobile telephone further receives messages, such as SMS messages, and a storage for storing a radio channel setting contained in a received message in the radio channel memory. A method of updating radio channel settings of a mobile phone having a broadband AM and/or FM radio receiver is provided. The mobile phone receives messages. The message contains a radio channel setting. The radio channel setting may be stored in the mobile phone.

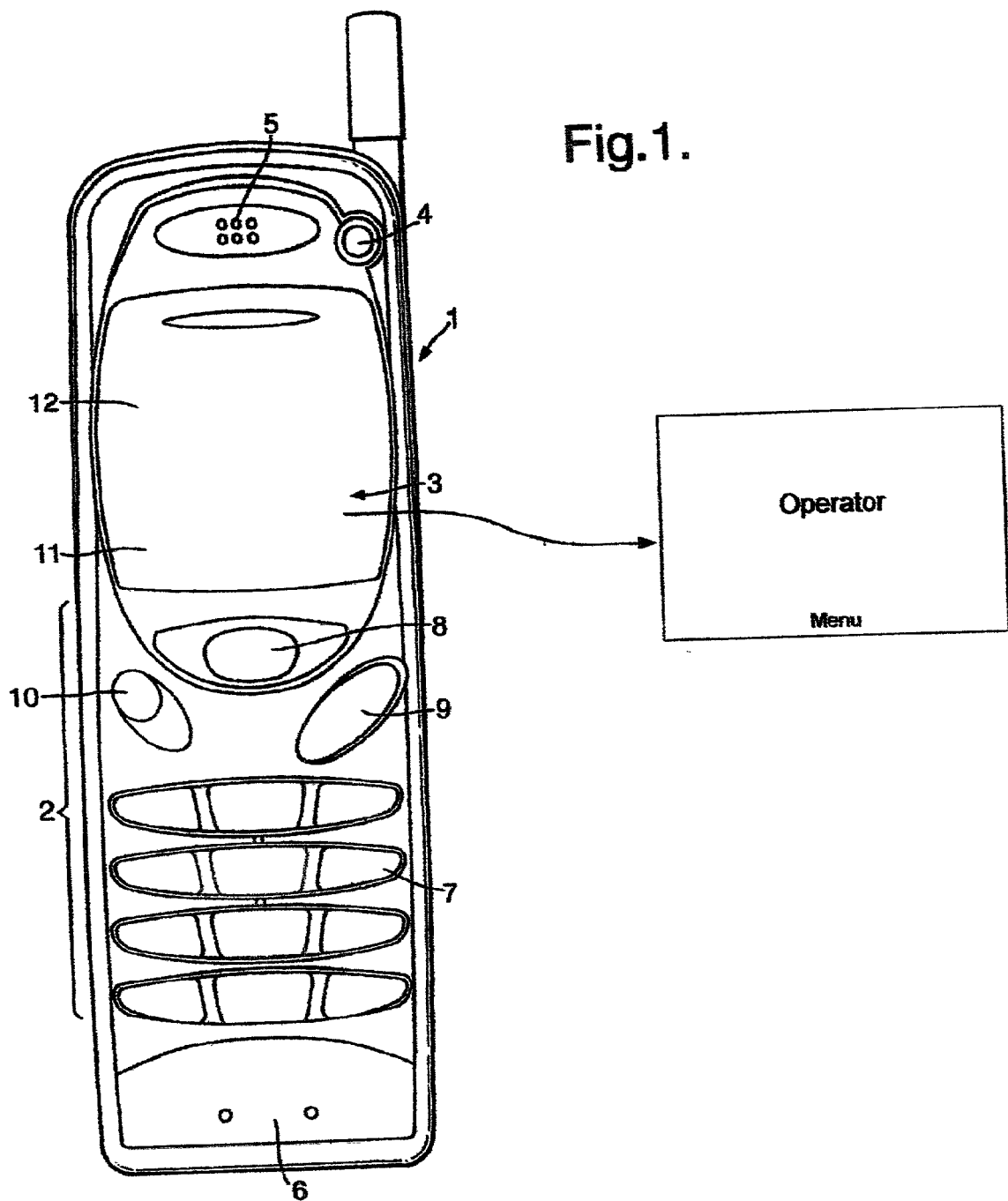
(21) Appl. No.: **10/029,972**

(22) Filed: **Dec. 31, 2001**

**Publication Classification**

(51) **Int. Cl.<sup>7</sup> ..... H04M 1/00**





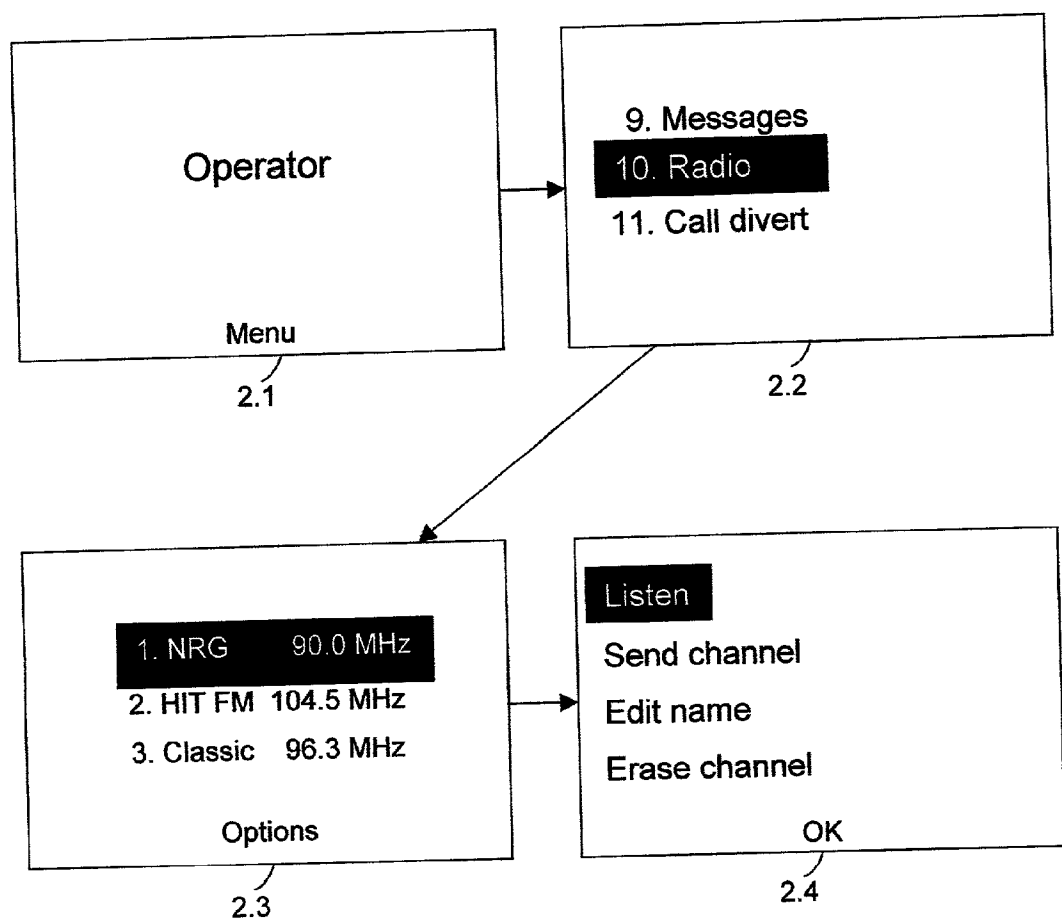


Fig. 2

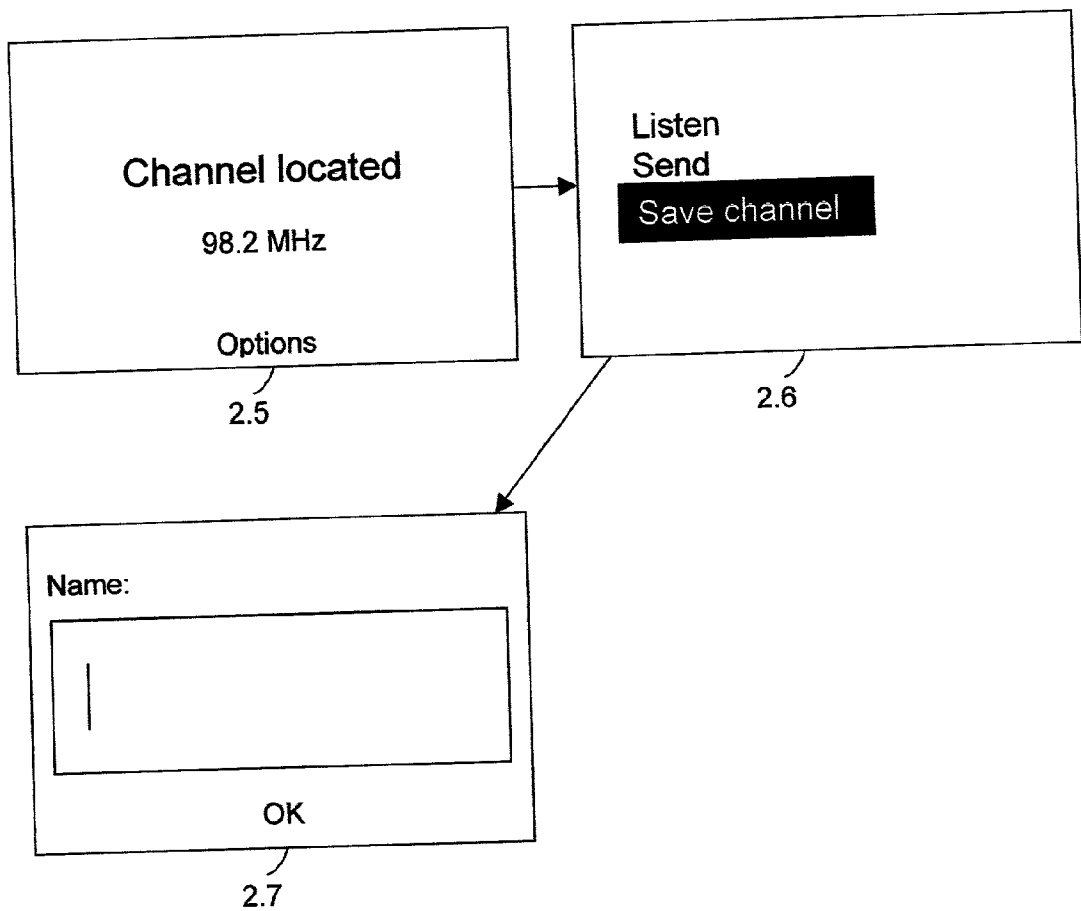


Fig. 2a

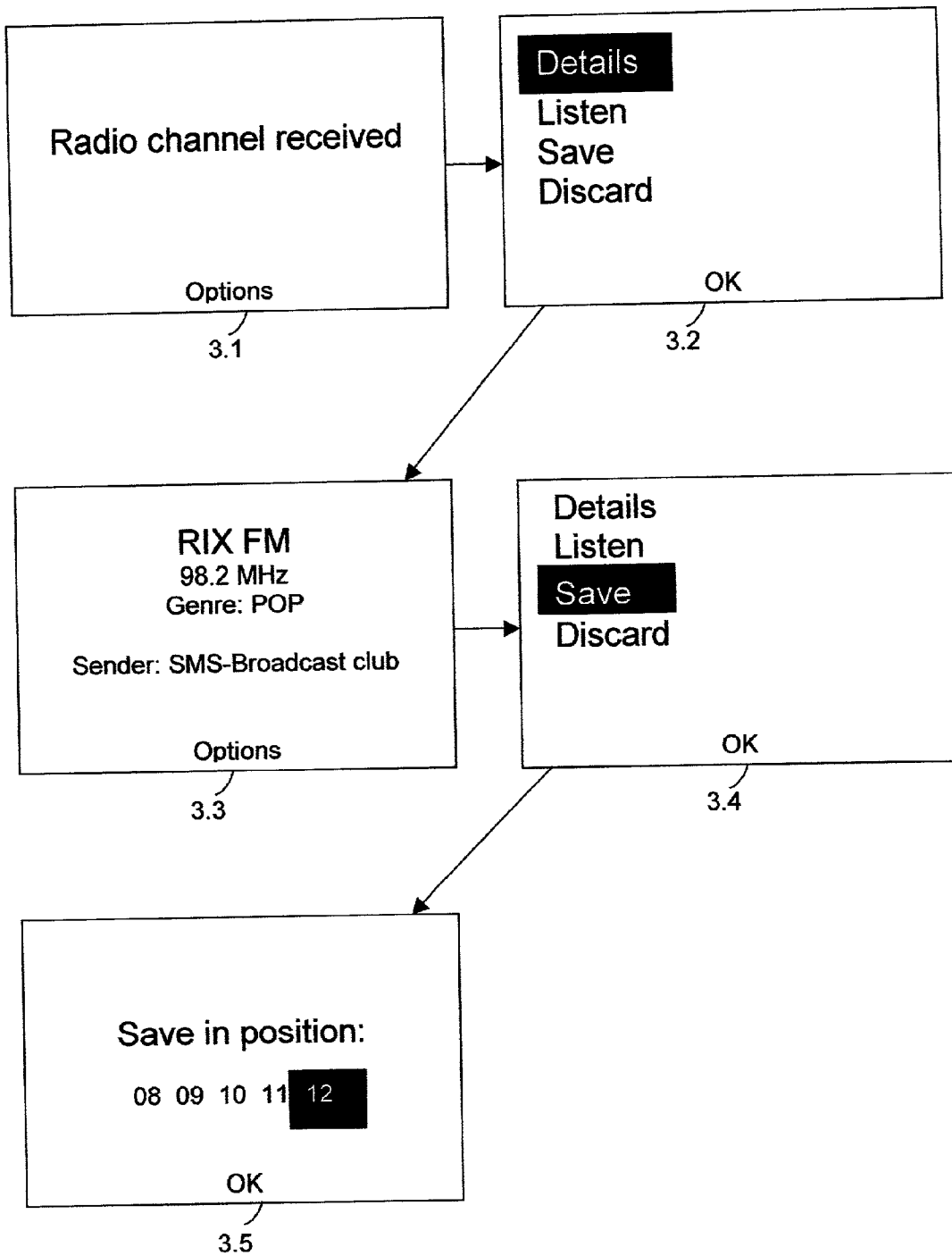


Fig. 3

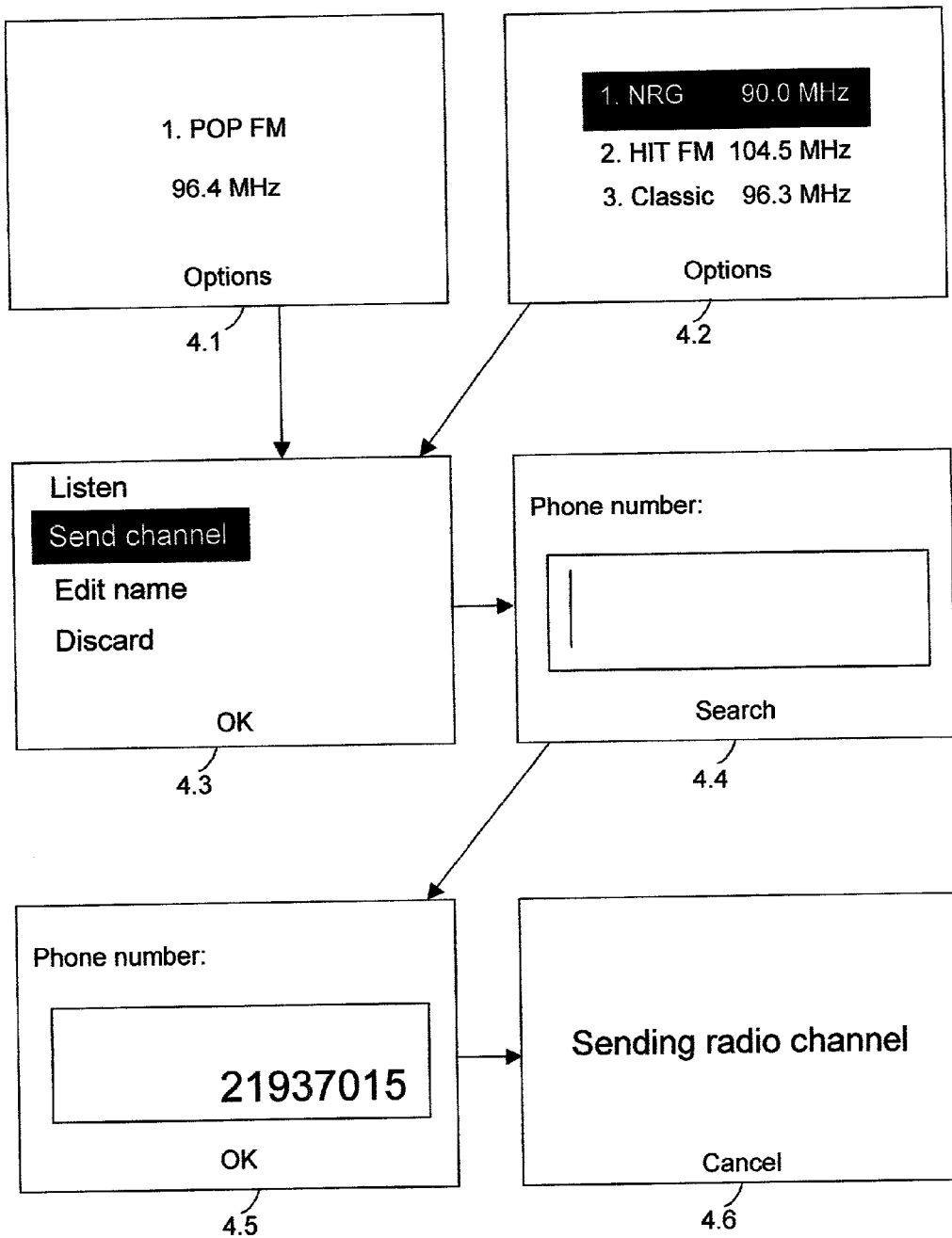


Fig. 4

## MOBILE PHONE AND METHOD OF UPDATING RADIO CHANNEL SETTINGS

### BACKGROUND OF THE INVENTION

#### [0001] 1. Field of the Invention

[0002] The present invention relates to methods of updating radio channel settings of a mobile phone, in particular methods of sending messages such as the Global System for Mobile communications System Short Message Service. Further, the invention relates to mobile phones, in particular to mobile phones capable of sending and receiving text messages and having a broadband radio receiver.

#### [0003] 2. Description of the Prior Art

[0004] Mobile phones that can also exchange information using protocols such as the Short Message Service (SMS) part of the Global System for Mobile communications (GSM) digital standard are well known in the art. Conventional SMS messages may be plain text messages or messages containing a particular type of information such as ringing tones, picture messages, WAP settings and business cards (Vcard). Recently, mobile phones with broadband radio receivers such as the Nokia® 8310 and 6510 have come on the market. The receiver is controlled through a user interface comprising a display and a keypad. The radio functions of the phone can thus be controlled without any keys being solely dedicated only to the radio functions. A number of radio stations can be stored and recalled. By nature, mobile phones are used in changing locations. It is therefore not unlikely that the radio channel settings stored in the phone are no longer useful because the signal of the stored channels is too weak to be received in a changed location of the mobile phone.

### SUMMARY OF THE INVENTION

[0005] The present invention provides a mobile phone, which overcomes the above-mentioned problem. The invention provides a mobile phone capable of recognizing that a text message service contains a radio channel setting and a storage for storing the received radio channel in a radio channel memory.

[0006] Preferably, the mobile phone further comprises a detector for detecting that a message contains a radio channel setting.

[0007] A menu of the mobile phone user interface may be activated when a message containing a radio channel setting is received, the menu prompting the user to choose to either listen to the received radio channel, save the received radio channel setting, view the details of the received radio channel setting, or discard the channel setting.

[0008] Also, a further menu of the user interface may be activated when the user has chosen to save the radio channel setting, the further menu requesting the user to select one of the channel location numbers of the radio channel memory.

[0009] The mobile phone may further send a message containing a radio channel setting, so that mobile phone users may keep one another updated about interesting channels.

[0010] Preferably, the detector for detecting that a message contains a radio channel setting determines the type of content of the message from the user data header of the message.

[0011] The mobile phone comprises in a preferred embodiment a receiver to receive messages containing radio channel frequency and/or name and time and date of a radio program.

[0012] In this preferred embodiment, the mobile telephone further activates the broadband AM and/or FM radio signal receiver and tunes it to the received channel when the time and date of the received radio program has been reached.

[0013] The present invention is a method which overcomes the above-mentioned problem. The method updates radio channel settings of a mobile phone in which a message containing a radio channel setting is sent to the mobile phone.

[0014] The radio channel setting in the message may comprise a radio channel frequency, and/or radio channel name and/or radio program starting time and date as well as other information.

[0015] According to a preferred embodiment, the mobile phone comprises a radio channel memory for storing a plurality of radio channel settings, and the method comprises the step of storing a radio channel contained in the message to the radio channel memory.

[0016] According to another preferred embodiment, the mobile phone comprises a radio channel memory for storing a plurality of radio channel settings, further comprising the step of storing a radio channel contained in the message to the radio channel memory.

[0017] The method of updating the radio channel setting may further comprise the steps of:

[0018] assigning particular radio channel settings to different geographical areas,

[0019] determining in which geographical area the mobile phone is located, and

[0020] sending a message to the mobile phone, containing at least one radio channel setting assigned to the geographical area in which the mobile phone is located.

[0021] Preferably, the message containing at least one radio channel setting assigned to the geographical location in which the phone is located is sent when the mobile phone has moved from one geographical area to another or when the mobile phone logs on to the network in the geographical area.

[0022] Preferably, the broadband AM and/or FM radio receiver is automatically tuned to the last radio channel setting that is received.

[0023] The radio channel setting may include a date and time, and the broadband AM and/or FM radio receiver may be automatically switched on and tuned to the received radio channel setting.

[0024] According to yet another embodiment of the invention, a message requesting a particular radio station setting or settings is sent to a server and the message containing the requested radio station setting or settings is returned by the server. In the message to the server, a particular radio station setting or settings for a particular geographical area or a number of particular areas along a route may be requested.

[0025] A message containing the requested radio station setting or settings is returned by the server. In the message to the server, a particular radio station setting for a particular geographical area or a number of particular areas along a route may be requested.

[0026] Further objects, features, advantages and properties of the invention will become apparent from the detailed description.

#### BRIEF DESCRIPTION OF THE DRAWINGS

[0027] In the following detailed portion of the present description, the invention will be explained in more detail with reference to the exemplary embodiments shown in the drawings, in which

[0028] FIG. 1 is a diagrammatic view of a mobile phone,

[0029] FIGS. 2, 2a, 3 and 4 are flowcharts illustrating the user interlace of the mobile phone that relates to the radio functions.

#### DETAILED DESCRIPTION OF THE PREFERRED EMBODIMENTS

[0030] Text messages, such as SMS-messages, are a useful extension of the use of mobile phones. The technical specifications for the GSM Short Message Service are defined in: ETSI TS 100 901 V7.4.0 (1 999-12), Technical Specification, Digital cellular telecommunications system (Phase 2+); Technical realization of the Short Message Service (SMS); (GSM 03.40 version 7.4.0 Release 1998), hereby incorporated by reference. The messages may contain plain text, ringing tones, picture messages, WAP settings and business cards (Vcard). The type of message is coded in the user data header. The user data header is indicated in the first octet of the SMS-Submit TPDU (with message parameter value).

[0031] According to the present invention, a message sent to a mobile phone contains radio channel settings. The user data header of the radio channel setting message contains information that allows a mobile phone to recognize the message as radio channels setting. The message itself contains at least the frequency of a radio channel. The radio channel setting message may further contain channel name, program type, and comments and other information.

[0032] According to a preferred embodiment of the invention, a message containing a radio channel setting has the format

[0033] BEGIN:FMRADIOSET

[0034] VERSION: 1.0

[0035] SETN: Copenhagen FM

[0036] NI: RIX FM

[0037] FI: 08960

[0038] END:FMRADIOSET

[0039] SETN indicates the geographical area for which the radio channel setting applies. NI indicates the radio channel name and FI indicates the radio channel frequency.

[0040] According to another embodiment of the invention, the message may contain several radio channel settings in the format:

[0041] BEGIN:FMRADIOSET

[0042] VERSION:I.0

[0043] SETN: Copenhagen FM

[0044] NI: RIX FM

[0045] FI: 08960

[0046] N2:NRG

[0047] F2:09000

[0048] END:FMRADIOSET

[0049] According to a further embodiment of the invention the message containing a radio channel setting includes program type or genre, a radio program title and a date and time for the start of the radio program:

[0050] BEGIN:FMRADIOSET

[0051] VERSION:I.0

[0052] SETN: Copenhagen FM

[0053] NI: RIX FM

[0054] FI: 08960

[0055] GI: POP

[0056] EI: 091201 1530 TOP 50

[0057] END:FMRADIOSET

[0058] G1 indicates the title of the radio program. E1 is a radio program starting date and time: Dec. 9, 2001, called TOP 50.

[0059] The radio channel settings of a mobile phone are updated by sending a message as described above to the mobile phone. The mobile phone identifies the message as being a radio channel setting by the information in the user data header.

[0060] The radio channel setting may either be automatically stored in a radio channel memory of the mobile telephone, or, as explained below, it is up to the user of the mobile phone to choose what to do with the received radio channel setting.

[0061] Conventional radio broadcasting is based on transmission of channels at assigned frequencies from radio towers that cover a certain geographical area. The frequency of a radio channel is therefore only relevant in the geographical area where the signal is strong enough for proper reception of the signal. Thus, one or more radio station settings may be assigned to different geographical areas.

[0062] The mobile phone network keeps track of the location of the mobile phone in a well-known manner described in e.g., the enhanced observed time difference (E-OTD) method. This method is described in GSM 04.35 version 8.0.0 Release 1999, ETSI TS 101 528 V8.0.0 and ETSI TS 101 527 V8.1.0, which are hereby incorporated by reference. Alternatively, the location of the phone can simply be determined according to the network cell in which the mobile phone is registered.

[0063] According to an embodiment of the invention, the radio channels settings are automatically updated during location change. When a change of geographical area is detected, a message containing radio channel settings assigned to the geographical area to which the mobile phone has moved, is sent to the mobile phone. Such a message could be sent by a service provider subscribed to by the user



of the mobile phone. Thus, the user does not have to tune the radio stations manually when traveling.

**[0064]** A message with radio station channels assigned to a particular geographical area can also be sent when a mobile phone logs on to the network in that particular geographical area.

**[0065]** According to another embodiment it is also possible that specific channel settings are requested by sending a message from a mobile phone to a service provider, and the service provider sending the requested radio channel settings back to the requesting mobile phone. Such requests could e.g. be requests for radio channel settings of channels belonging to a specific genre, radio channel settings for a specific geographical area, or radio channel settings along a route between two geographical areas or locations.

**[0066]** One radio station may broadcast from different locations at different frequencies. According to another embodiment of the invention, the mobile phone is automatically tuned to the frequency with the strongest signal at which a particular radio station is transmitting in the geographical area in which the phone is located. The network keeps track of the geographical area in which the mobile phone is located. The frequency of the radio channel of the particular station that has the strongest signal in that area is sent to the mobile phone whenever the mobile phone changes geographical area. The broadband AM and/or FM radio signal receiver is automatically tuned to the last received radio channel setting. Thus, the phone is automatically kept tuned to the frequency with the strongest signal in the area in which the phone is located.

**[0067]** According to another embodiment, the message also comprises a date and time for the start of a radio program. Upon receipt of such a message, the user is notified with a tone and a text on the display of the mobile phone displaying that a radio event has been received (**FIG. 3a**). If the user chooses to store the message in the radio channel memory (see below for details of this step), the broadband AM and/or FM radio receiver is automatically switched on and tuned to the received radio channel setting when the date and time contained in the message is reached. A message containing radio channel settings including a date and a time for the start of a radio program can also be sent from the mobile phone to another mobile phone. The messages can further originate from a server to which the user subscribes.

**[0068]** Alternatively, a message requesting a particular radio channel setting may be sent from the mobile phone to a server and a message containing the requested radio station setting or settings is returned by the server. The request may be directed to channels in a particular geographical area, a particular radio station, a number of particular areas along a route between two geographical locations.

**[0069]** If a message contains more data than possible to send in a single SMS, concated SMS messages may be used.

**[0070]** **FIG. 1** shows a preferred embodiment of a mobile phone according to the invention, and it will be seen that the mobile phone, which is generally designated by **1**, comprises a user interlace having a keypad **2**, a display **3**, an on/off button **4**, an earpiece **5**, and a microphone **6**. The keypad **2** has a set of keys **7** for entering data. These keys **7** are in the form of alphanumeric keys, by means of which the user can enter numbers and letters, e.g. a phone number, a text

message (SMS) or a name (associated with the phone number). The user uses the first group of keys primarily for entering data in the phone (entry events).

**[0071]** In the preferred embodiment, the keypad **2** additionally comprises a single multi-functionality key **8**, a so-called soft key, whose function depends on the present state of the phone. The default function or the present function of the multi-functionality key **8** is displayed in a separate field **11** below a basic screen area **12** of the display **3**. Information entered by the data entering keys and information received from the network are displayed in the basic screen area **12**. In the preferred embodiment, the keypad additionally comprises a scrolling device which, in the preferred embodiment, is provided as a scroll key **9** for moving a cursor or a cursing bar in two opposite directions. By means of the scroll key **9**, the user can jump selectively from one item to the preceding or the succeeding item in the menu loop of the phone, while he gets access to a submenu loop under the item concerned in the main menu loop by activation of the multi-functionality key. The clear key **10** may be used e.g. for erasing the digit or letter entered last by brief depression, while depression of a longer duration will erase the entire number or word. Like the multi-functionality key **8**, the scroll key **9** and the clear key **10** may advantageously be redefined in some states.

**[0072]** The user interlace allows thus selection of a variety of available functions e.g. phone book, call register, settings, messages etc. This user interface is as such known from U.S. Pat. No. 6,195,569, hereby incorporated by reference.

**[0073]** The mobile phone has text message sending and receiving functionality as defined in ETSI IS 100 901 V7.4.0 (1999-12), Technical Specification, Digital cellular telecommunications system (Phase 2+); Technical realization of the Short Message Service (SMS); (GSM 03.40 version 7.4.0 Release 1998). The mobile phone recognizes different message types such as those containing ringing tones, picture messages, WAP settings and business cards (Vcard) by the corresponding information in the user data header. The mobile phone further recognizes text messages containing radio channel settings by the radio channel setting header discussed above.

**[0074]** The mobile phone **1** also receives broadband AM (Amplitude Modulation) and/or FM (Frequency Modulation) radio signals via a broadband AM and/or FM receiver. The mobile phone has an input signal path for receiving FM and/or AM radiobroadcast signals. An FM antenna, which is also the wire of the headset, receives radio signals transmitted in the FM range, i.e., 87,5 to 107,9 MHz. The mobile phone has a memory comprising preferably at least 20 channel locations for storing radio channels. In order to receive a particular radio channel, the user operates the radio menu of the user interface to tune the FM receiver. The user interlace accordingly signals a microprocessor which drives a phase locked up circuit accordingly.

**[0075]** With reference to the flow charts in **FIGS. 2, 2a, 3** and **4**, the radio functions are described in more detail. To turn on the radio, the multi-functionality key **8** "Menu" is pressed (state **2.1**). The radio submenu is selected by using the scroll button **9** to browse through the submenus and pressing the multi-functionality key **8** "OK" again (state **2.2**). The display **3** now shows the channel location numbers, the name of the radio channels and the frequency of the radio

channels (state 2.3). The user can scroll to the desired channel by using the scroll key 9, and select one by pressing the multi-functionality key 8“options”. Then a menu is displayed with the choice of listening, sending editing or erasing the channel (state 2.4). Selecting preset channels 1 to 9 is also possible by pressing the corresponding number key on the keypad 2.

[0076] When the radio is on, pressing and holding the scroll button 9 will start a channel search. Searching stops when a channel is located. To save the channel, the multi-functionality key 8“Options” is pressed (state 2.5). Using the scroll button 9, “Save channel” can be selected, and by pressing the multi-functionality key 8“OK” (state 2.6) the channel can be stored. The user interface now prompts for entering a name for the channel (state 2.7). After entering the name and selecting “OK” the channel will automatically be saved in one of the free channel locations. If there are no free channel locations, the user interface will prompt for selecting a location to overwrite (state 3.5).

[0077] When a text message containing a radio station setting is received, the user interface displays a soft notification “Radio channel received”(state 3.1). Upon pressing the multi-functionality key 8“Options” the user interface displays the options “Details”, “Listen”, “Save” and “Discard”(state 3.2). By using the scroll key 9 the user can select either of these three options. Selecting “Details” and pressing the multi-function key 8“OK” will result in the display showing the name of the radio channel and the frequency of the radio channel (state 3.3). By pressing the multi-functionality key 8“Options” the display turns to state 3.4. By selecting “Save” and pressing the multi-functionality key 8“OK” the channel will automatically be saved in one of the free channel locations. If there are no free channel locations, the user interface will prompt for selecting a channel location to overwrite (state 3.5).

[0078] When listening to a radio station (state 4.1) or when having a radio station marked (state 4.2), the user interface will show the function “Options” above the multi-function key 8. After pressing the multi-function key 8“Options” the user interface allows browsing with the browser button 9 through the options: “Listen”, “Send channel”, “Edit name” and “Discard” (state 4.3). After selecting “Send channel” and pressing the multi-function key 8“OK” the user interface prompts for a phone number to send the channel setting to (state 4.4). After entering the number with the number keys the display above the multi-function key changes to “OK” (state 4.5). After pressing the multi-functionality key 8“OK” (state 4.5) the message is sent. Alternatively, the phone number can be recalled from the phone book by pressing the multifunction key “Search” (state 4.4). The following phone number selection from the phone book is not shown here, and is well known from e.g. the Nokia® 3310 mobile phone and the Nokia® 3310 User Manual which is hereby incorporated by reference. While the message is being sent the user interface will display “Sending channel setting” (state 4.6). The user still has a chance to interrupt the transmission by pressing the multi-function key 8“Cancel”.

[0079] The mobile telephone further comprises a dock that can activate the broadband AM and/or FM radio signal receiver, when a stored date and time has been reached. The mobile phone further has a storage to store a date and time received in a radio channel setting to allow activation of the broadband AM and/or FM radio signal receiver and tune it to the radio channel setting contained in the message when this date and time has been reached.

[0080] Although the invention is shown with a single multi-function key, it is dear that the present invention also can be carried out with two or more multi-function keys without departing from the scope of the invention.

1. Mobile phone comprising a broadband AM and/or FM radio signal receiver, a radio channel memory for storing a plurality of radio channel settings, said mobile telephone further having means for receiving messages, and means for storing a radio channel setting contained in a received message in said radio channel memory.

2. Mobile phone according to claim 1, further comprising means for detecting that a message contains a radio channel setting.

3. Mobile phone according to claim 2, wherein a menu of the mobile phone user interface is activated when a message containing a radio channel setting is received, said menu prompting the user to choose to either listen to the received radio channel, save the received radio channel setting, view the details of the received radio channel setting, or discard said channel setting.

4. Mobile phone according to claim 3, wherein a further menu of the user interface is activated when the user has chosen to save the radio channel setting, said further menu requesting the user to select one of the channel location numbers of said radio channel memory.

5. Mobile phone according to any of claims 1 to 4 further comprising means to send a message containing a radio channel setting.

6. Mobile phone according to any of claims 1 to 5, wherein said radio channel setting in said message comprises a radio channel frequency, and/or radio channel name and/or radio program starting date and time.

7. Mobile phone according to any of claims 2 to 6, wherein said means for detecting that a message contains a radio channel setting, determines the type of content of said message from the user data header of the message.

8. Mobile phone according to any of claims 1 to 7, comprising means to receive messages containing radio channel frequency and/or name and time and date of a radio program, said mobile telephone further comprising means to activate said broadband AM and/or FM radio signal receiver and tune it to said received channel when the time and date of the received radio program has been reached.

9. Method of updating radio channel settings of a mobile phone having a broadband AM and/or FM radio receiver and having means for receiving messages, by sending a message containing a radio channel setting to said mobile phone.

10. Method according to claim 9, wherein said mobile phone comprises a radio channel memory for storing a plurality of radio channel settings, further comprising the step of storing a radio channel contained in said message to said radio channel memory.

11. Method according to claim 9 or 10, wherein the radio channel settings comprise at least the radio channel frequency, and preferably also the radio station name and/or the radio program type.

12. Method according to any of claims 9 to 11, comprising the steps of

assigning particular radio channel settings to different geographical areas,

determining in which geographical area said mobile phone is located, and

sending a message to said mobile phone, containing at least one radio channel setting assigned to the geographical area in which said mobile phone is located.

**13.** Method according to claim 12, wherein said message containing at least one radio channel setting assigned to the geographical location in which the phone is located, is sent when said mobile phone has moved from one geographical area to another or when said mobile phone logs on to the network in said geographical area.

**14.** Method according to any of claims 9 to 13, wherein said broadband AM and/or FM radio receiver is automatically tuned to the last radio channel setting that is received.

**15.** Method according to any of claims 9 to 14, wherein the radio channel setting includes a date and time, and the broadband AM and/or FM radio receiver is automatically switched on and tuned to the received radio channel setting.

**16.** Method according to any of claims 9 to 15, wherein a message requesting a particular radio station setting or settings is sent to a server and a message containing the requested radio station setting or settings is returned by said server.

**17.** Method according to claim 16, wherein a message requesting a particular radio station setting or settings for a particular geographical area or a number of particular areas along a route is sent to a server and the message containing the requested radio station setting or settings is returned by said server.

\* \* \* \* \*