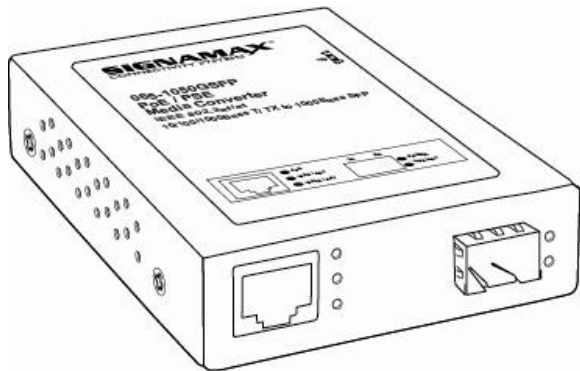




## 065-1050GSFP PoE Media Converter 10/100/1000BaseT/TX to 1000Base SFP (IEEE 802.3af/at PSE)

### Quick Installation Guide



### FCC Warning

This device has been tested and found to comply with limits for a Class B digital device, pursuant to Part 2 and 15 of FCC Rules. These limits are designed to provide reasonable protection against harmful interference when the equipment is operated in a commercial environment. This equipment generates and radiates radio frequency energy and, if not installed and used in accordance with the user's manual, it may cause interference in which case users will be required to correct interference at their own expenses.

### CE Warning

This is a Class B product. In a domestic environment, this product may cause radio interference in which case the user may be required to take adequate measures.

### Introduction

The Signamax 065-1050GSFP PoE Gigabit Ethernet Media Converter is designed to bridge a 10BaseT, 100BaseTX, or 1000BaseT copper connection to a 1000Base SFP fiber optic module. It's used to extend the distance connection between two twisted-pair devices at Gigabit Ethernet speed via the fiber cable transparently, with no performance degradation.

This PoE PSE Gigabit Ethernet Media Converter is based on a switching hub design. It can support Auto-Negotiation and Flow Control functions on the twisted-pair port.

There are two kinds of PoE Media Converter - PSE and PD.

**A. PSE - Power sourcing equipment** is a device providing power to a PoE Powered Device (PD).

**(The 065-1050GSFP supports either IEEE 802.3at or IEEE 802.3af PDs.)**

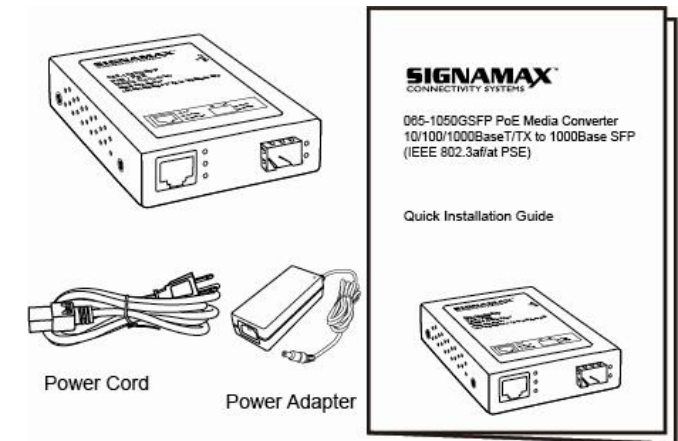
**B. PD - Powered device** is a device powered by a PSE.

**(IEEE 802.3af or IEEE 802.3at Powered Devices are supported by the 065-1050GSFP.)**

### Package Contents

Before you start to install this Media Converter, please verify your package that contains the following items:

- One 065-1050GSFP PoE Media converter
- One Quick Installation Guide
- One Power Adaptor 48V / 0.83A
- One AC power cord

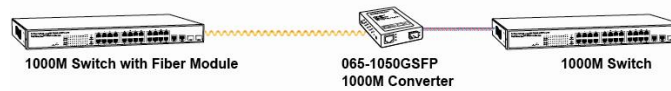


## Key Features

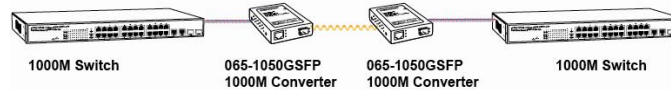
- Compliant with IEEE 802.3 10BaseT, IEEE 802.3u 100BaseTX, IEEE 802.3 1000BaseT, IEEE 802.3z 1000BaseSX/LX and IEEE 802.3af/at Standards.
- 1x 10/100/1000BaseT/TX Ethernet TP Port and 1x 1000Base SFP Ethernet Fiber Receptacle.
- TP port is a PSE port, providing power to a PD device. (Max. 30W)
- TP Port can support Half/Full-Duplex Auto-MDI/MDI-X and Auto-Negotiation.
- Supports Link Fault Signaling (LFS) Function. LFS is switchable on/off via a side panel-mounted slide switch.
- The 1000Base Fiber Port can support either Multimode or Singlemode fiber, depending upon the SFP fiber module selected.

## Connection

### Converter to Switch Fiber Module Application



### Converter to Converter Application



## Technical Specifications

<b>standards</b>	IEEE 802.3at PoE+ (PSE converter) IEEE 802.3 10BaseT IEEE 802.3u 100BaseTX IEEE 802.3ab 1000BaseT IEEE 802.3z 1000BaseSX/LX
<b>Ports</b>	1 x 10/100/1000BaseT/TX with RJ-45 Connector and PSE function 1 x 1000Base SFP Fiber Module Receptacle
<b>Data Transfer Rate</b>	Gigabit Ethernet: 1000 Mbps/Half-Duplex 2000 Mbps/Full-Duplex
<b>Transmission Media</b>	10/100/1000BaseT/TX : Cat. 5e UTP/STP or above, up to 100 m 1000BaseX: Multimode: 50/125µm or 62.5/125µm fiber optic cable Singlemode: 9/125µm or 10/125µm fiber optic cable
<b>Led Indicators</b>	RJ45: 100M/Act, 1000M/Act SFP : Link/Act System: Power
<b>Power Supply (included)</b>	Input: 100 to 240 V AC, 0.8 A Max. Output: DC +48 V / 0.83 A
<b>Power Consumption</b>	6 Watts (Max, converter circuitry only), plus the PoE/PoE+ power required to support the connected PD.
<b>Dimensions</b>	4.02 x 2.96 x 0.91 inches 102 x 75 x 23 mm (L x W x H)
<b>Weight</b>	0.51 lbs. 230 g
<b>Operating Temperature</b>	32°F to 113°F 0°C to 45°C
<b>Storage Temperature</b>	-4°F to 194°F -20°C to 90°C
<b>Humidity</b>	10 to 90% RH (non-condensing)
<b>Certifications</b>	FCC, CE

## Installation

### I. TP port (RJ-45)

The TP port of this converter supports 10BaseT, 100BaseTX, or 1000BaseT, with Auto-Negotiation, Auto MDI/MDI-X, Flow control and Power over Ethernet PSE functions. It supports cable lengths of up to 100 meters for Cat 5, 5e or 6 cables.

### II. Fiber Port

The fiber port supports multimode or singlemode fiber optic cables.

### III. DIP Switch Setting: (LFS ON/OFF)

Users can have the LFS function turned ON or OFF by a slide switch at the right side of the converter. The factory default is LFS OFF.