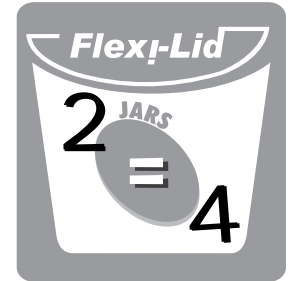


Preethi ECO Twin

Heavy Duty Mixer Grinder



110 VOLTS
UL recognized Motor
FILE No.: E233031

110 V

550
WATTS



Instruction Manual & Warranty Card

TECHNICAL SPECIFICATIONS

Model & No.	: Eco Twin - MG 146
Voltage	: 110 V AC 60 Hz.
Power Consumption	: 550 Watts
Insulation	: Class F
Protection	: Class I
Rating	: 30 Minutes
Motor	: Universal 550 Watts High Power Motor. No load speed 18,000 RPM (approx.) With load speed 10,500 RPM (approx.)
Material of Body	: A.B.S.
Material of Jars	: Stainless Steel
Material of Dome	: Polycarbonate
Blade Assemblies	: Stainless Steel, Machine Ground and Polished.
Speed Controls	: Rotary Switch with 3 Speed and Incher.
Flex Cord	: PVC approx. 2 metres length with 10 Amps 3-pin Plug.
Country of Origin	: India

JAR CAPACITIES

Jar	Size	Rated Capacity	
		Dry	Wet
Big Jar	1.50 litre	0.75 litre	0.40 litre
Big Jar with FlexiLid	1.00 litre	0.40 litre	0.30 litre
Chutney Jar	0.50 litre	0.30 litre	0.20 litre
CG Jar with FlexiLid	0.30 litre	0.20 litre	0.15 litre

Minium Capacity for all the above - At least up to Blade level

Gross Weight	: 4.0 kgs (approx.)
Size of Carton	: 33 cm (L) x 22 cm (W) x 31 cm (H)
Standard	: Conforms to IS-4250
Warranty	: 1 Year

In pursuance of our policy of continuous product improvement, specifications are subject to change without notice.

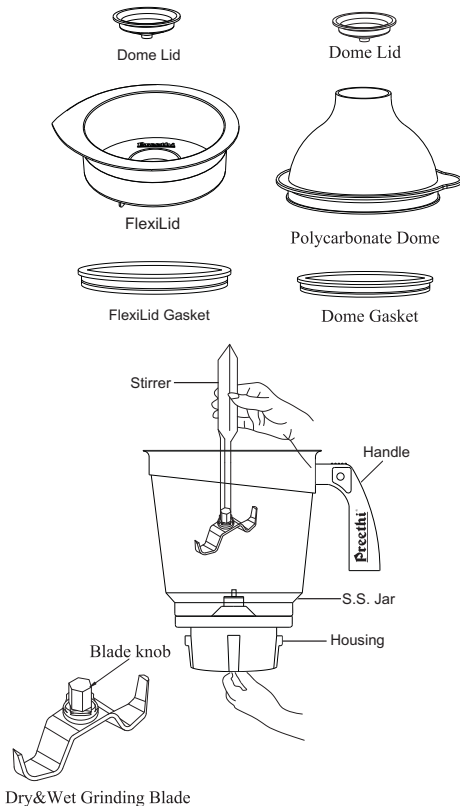
Preethi ECO Twin

Heavy Duty Mixer Grinder

 **Maya Appliances (P) Ltd.**

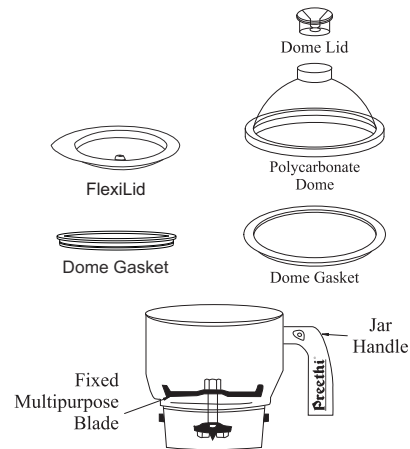
- **ESTABLISHED IN 1978**
- **7 MILLION CUSTOMERS**
- **70 CUSTOMER CARE CENTRES**
- **360 AUTHORISED SERVICE CENTRES**
- **OVER 4500 DEALERS**
- **EXPORTS TO USA, CANADA, MIDDLE EAST, FAR EAST AND SRI LANKA.**

1.50 Litres Jar

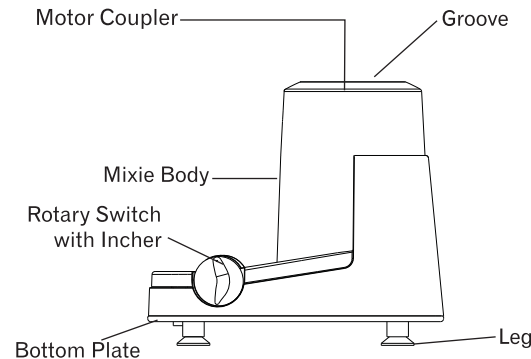


Hold Jar Coupler and fix required Blade onto Spindle by gently screwing down in an anti-clockwise direction with the Spanner provided on the Stirrer, until it is firm. **DO NOT OVER TIGHT.**

Chutney Jar



Basic unit



NOTE :

JAR SEATING : Seat Jar on Top Cap, ensuring that the Locks fit properly in the Grooves of the Top Cap.

DOMES : Ensure that the Dome Gasket is properly fitted and hold Dome gently while operating.

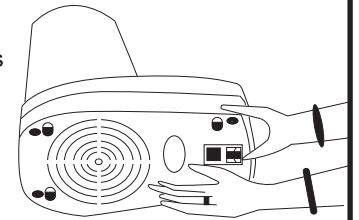
SPEED CONTROL : Turn Rotary Switch clockwise for Speed 1, 2 or 3 as desired.

Inching - Turn Rotary Switch anti-clockwise for a few seconds and release for momentary operation. *(This is especially useful for wet grinding of chutneys, mincing meat, grating vegetables, crushing ice, etc.)*

AUTO OVERLOAD PROTECTOR

If the Mixie stops in usage due to operation of the Overload Protector, then:

1. FIRST SWITCH OFF THE MIXIE.
2. Remove some material which is being ground from the Jar, to decrease the load.
3. Wait for 3 minutes.
4. Lift the Unit and press the RED KNOB projecting out of Bottom Plate.
5. Re-start the Mixie.



CLEANING

BODY AND TOP CAP

1. Clean Body and Top Cap with a damp cloth and wipe dry.
2. Do not use abrasives or water for cleaning

STAINLESS STEEL JARS AND BLADES.

1. Fill in ½ litre of water and a teaspoon of any mild cleaning powder.
2. Run the Mixie on Speed 1 for 30 seconds, leaving the Blade fixed to the Spindle of the Stainless Steel Jar.
3. Rinse and dry.
4. Always store Jars in inverted position to allow water to drain off.

HOW TO USE YOUR Preethi® ECO Twin

4

PREETHI is provided with a 10 Amps 3-pin Plug and a 2 Metres Cord. Plug the Power Cord to a 110 V AC supply only.

FUNCTIONS

1.50 LITRES JAR

Dry & Wet Grind and Liquidise.

CHUTNEY JAR

Dry & Wet Grind
small quantities

GRINDING INSTRUCTIONS

ROASTED CEREALS, RAW RICE, DAL, CHILLI POWDER, GARAM MASALA, MOLAGAI PODI, DHANIYA JEERA POWDER, CURRY LEAF POWDER, COFFEE POWDER, SAMBAR / RASAM POWDER....

1. Ensure Blade, Jar, Dome and ingredients are totally dry.
2. Run on Speed 2.
3. If you need finer powder, wait for 1 minute and grind again for 1 to 2 minutes.

IDLI, DOSA, UTHAPPAM, APPAM, PESARATTU, VADAI...

1. Soak Rice/Dal for 4 to 5 hours as required.
2. Drain water from ingredients.
3. Run on Speed 2 adding water gradually through Dome Lid.
4. If Material sticks to the sides of the Jar, stop and stir using Stirrer, run again.
5. Ensure free circulation by adding enough water.
6. **Do not allow batter to get heated up.**
7. Do not add too much water, where thick paste is required.
8. **Grind twice if quantity is more.**

Note: While wet grinding tough batter, air bubbles may enter the paste. This will result in the blade rotating freely and an increase in noise. If so, stop, stir the paste and restart.

Note: "This appliance is not intended for use by persons (including children) with reduced physical, sensory or mental capabilities, or lack of experience and knowledge, unless they have been given supervision or instruction concerning use of the appliance by a person responsible for their safety. "

COCONUT, TOMATO, ONION, CORIANDER, MINT CHUTNEY...

1. Inch 5 to 7 times to powder ingredients.
2. Then add water as required.
3. Grind on Speed 2.



Converts your 1.50 Litre Jar to 1.0 Litre Jar



Converts your 0.5 Litre Jar to 0.3 Litre Jar

HOW TO USE YOUR FLEXILID

- 1 Add the required quantity of the ingredient into the Jar.
- 2 Place the FlexiLid onto the Jar, and press till it seats firmly on the Jar (Refer figure).
- 3 Start grinding. Hold the FlexiLid firmly while grinding.

NOTE : Ensure that the gasket is fitted properly to the FlexiLid.

Do's

1. When operating the Mixie for the first time or after long storage or when the Mixie has been shifted over a long distance, rotate the Motor Shaft by hand through the Motor Coupler, until the Motor Shaft rotates freely.
2. Unplug from power source before fixing, removing attachments and also while cleaning or when not in use.
3. **Ensure that the locks of the Stainless Steel Jar are properly seated in the grooves provided inside the Top Cap.**

Don'ts

1. Do not touch moving parts, while operating Mixie.
2. Do not overload Mixie. When hot air emanates from the openings on the Top Cap, switch off the Motor and wait for 3 minutes, before re-starting.
3. Do not add solid ingredients, when the Motor is running.
4. Do not operate with damaged Power Cord.
5. Do not tamper or attempt to repair "Preethi" Mixie.
6. Do not grind hot ingredients in the Mixie.

In the event your Mixie needs further attention, take it to one of our Customer Care Centres.

Preethi
ECO Twin

MG-146


Heavy Duty Mixer Grinder

Warranty Card

Date Sold: SI. No.:

Purchaser's Name & Address:

.....

.....

Dealer's Name & Address:

.....

.....

Signature:

Stamp:

TERMS & CONDITIONS OF WARRANTY AND SERVICE POLICY

- 01. Retain the original sale bill and the Warranty Card, which should be shown to our Service Personnel for Scrutiny while sending your Mixie for service to our Authorised Service Centre.
- 02. The **One Year Warranty** does not cover damage to the Mixie due to mishandling, negligence, breakage or cracking of Polycarbonate Jars, Domes, Lids, Mixie Body and Cap and denting of Stainless Steel Jar.
- 03. All repairs within the **One Year Warranty** period (arising from manufacturing defects) will be done 'Free of Charge'. Our Customer Care Centres will not charge you for components or labour.
- 04. **Free service and replacement under Warranty does not affect the expiry date of the Warranty.**
- 05. For repairs after the expiry of the Warranty period our Customer Care Centre will levy a nominal charge on components replaced.
- 06. **The Warranty is valid only in the country of purchase.**
- 07. **Defective components which are exchanged both under 'Chargeable' & 'Free of Charge' basis, become the property of the Company.**
- 08. **If the Mixie is tampered with or opened by any unauthorised person, other than personnel of Customer Care Centres (mentioned in page no.) the Warranty is void.**
- 09. **If the supply cord is damaged, it must be replaced by the manufacturer, its service agent or similarly qualified persons in order to avoid a hazard.**
- 10. Warranty is void if the Mixie is used for any purpose other than domestic use.**

Preethi
ECO Twin

MG-146


YOUR COMMENTS on the performance of your Mixie and suggestions for product improvement. **IN CASE OF COMPLAINTS** write to us directly or Tel. No.: 91-44-2432 8822 (Chennai).

.....

.....

.....

.....

.....

.....

.....

.....

Sender's Name & Address (in BLOCK LETTERS):

.....

.....

.....

.....

Preethi
ECO Twin

SALE DETAILS

MG-146


Date Sold: SI. No.:

Purchaser's Name & Address (in BLOCK LETTERS):

.....

.....

.....

.....

.....

(To be returned to us through our dealer)

SERVICE RECORD	
DATE	COMPLAINTS & REMARKS

To be retained by customer

VERY IMPORTANT:
**THE ONE YEAR WARRANTY
 IS VALID ONLY IN THE
 COUNTRY OF PURCHASE.**

Dealer's Name & Address:

.....

Signature: Stamp:

Designation:

Postage
 will be
 paid by
 addressee

BUSINESS REPLY CARD

**Permit No.
 BRP/58
 Teynampet.**

No postage
 Stamp
 necessary
 if posted
 in India

MAYA APPLIANCES (P) LTD.
 No. 2 (OLD No.8), Boat Club,
 I Avenue, Chennai 600 028.
 India.





Maya Appliances (P) Ltd.

H.O.: 2, Boat Club I Avenue, **CHENNAI** 600 028. INDIA. Tel: 91-44-2434 3344. Fax: 91-44-2434 3524.

email: info@preethi.biz **Website: www.preethi.biz**

OVERSEAS SERVICE CENTRES

USA:

PERFECT PENINSULA INC.

1041, Sweet Grass Trail, Flower Mound, TX 75028.
Tel: 1-972-691-0686. Fax: 1-443-705-0089.

QATAR

GOLDEN HOUSE

Blue Salon Building,
Suhaim Bin Hamad Street,
P.O. Box 3750, Doha, Qatar.
Tel: 97-44-478 606.
Fax: 97-44-791 138.

KUWAIT

FIVE STAR EST.

Salhiya Fahed Al-Salem Street,
Al-Salamah Tower- Mezzanine Floor
Shop No. 10, 11, 13, 14,
PO Box : 4734 Safat Code No. - 13048. Kuwait.
Tel : 00965 2437630, 00965 2401482
Fax: 00965 2437630.
email: fivestar2005@yahoo.co.in
fivestar@gmail.com

INDONESIA:

PT ANEKA DIMARCO,

Komplek Grenvil, Blok AS-38,
Kelurahan Duri Kepa, **Jakarta** 11510.
Tel: 62-21-63858674, 63858223.
Fax: 62-21-6313039.
email: dci@dnet.net.id

UAE:

ELEMENT MIDDLE EAST LLC,

P.O. Box 6218, **Dubai**.
Tel: 97-1-4-3530987.
Fax: 97-1-4-3534366.
email: elemenet@emirates.net.ae

BAHRAIN:

F.F. WATCH Co. WLL,

P.O. Box 164,
Manama, Kingdom Of Bahrain.
Tel: 97-33-253 729, 215 937.
Fax: 97-33-277 708.
email: abbas786@batelco.com.bh

SRI LANKA:

ESWARAN BROTHERS MARKETING PVT. LTD.

Head Office:

267, Sea Street, **Colombo** 11.
Tel: 94-1-435842, 432599.
email: ebmarket@sltnet.lk

Branches:

536, R.A. De Mel Mawatha, **Colombo** 03.
Tel: 94-1-581479, 587240.
104/11, Grandpass Road, **Colombo** 14.
Tel: 94-74-796727, 796796.



Maya Appliances (P) Ltd.

3/140, I.T. Highway, Oggiam Thoraipakkam, CHENNAI 600 097. INDIA.

Tel: 91-44-2496 4466. Fax: 91-44-2496 0349.

email: info@preethi.biz Website: www.preethi.biz

MADE IN INDIA