



PAANI KA DOCTOR®  
**Dr. Aquaguard**  
CLASSIC **UV+**

WITH ADVANCED  
**MINERAL GUARD**  
TECHNOLOGY

Only Dr. Aquaguard, with the advanced Mineralguard Technology, removes dangerous new age contaminants like lead, pesticides while retaining essential natural minerals.



More than shudh. **HEALTHY WATER.**

**USER MANUAL**

# CONTENTS

Drink More than Shudh, Healthy Water .....	2
Why Dr. Aquaguard is the right purifier for you .....	3
Your Dr. Aquaguard Classic gives you more.....	4
Purification process in Dr. Aquaguard Classic .....	5
The multi-stage purification process in your Dr Aquaguard Classic.....	6
Purification process in Dr. Aquaguard Compact .....	7
Purification process in Dr. Aquaguard Booster .....	8
The multi-stage purification process in your Dr Aquaguard Compact & Booster.....	9
Step - by- step guide to pure drinking water.....	10
Maintaining your Dr. Aquaguard.....	11
Technical Specificatons.....	12
Recommended Input water Quality.....	13
Important Suggestions.....	14
Important Suggestions.....	15
Troubleshooting .....	16
The Dr. Aquaguard Advantage .....	17
Warranty terms and Conditions.....	18

# DRINK MORE THAN SHUDH, HEALTHY WATER

Drinking water is essential for health. And that is precisely why it is crucial to ensure that the water you drink is healthy. Not just pure, or safe. Healthy water is water that has all the minerals it naturally contains intact in it. Minerals like Calcium, Sodium, Potassium, Magnesium, Iron, Zinc and others are essential for healthy growth. Other water purifiers remove these nutrients while purifying water, robbing it of its various health benefits. Only Dr. Aquaguard with its advanced Mineralguard technology retains these nutrients, delivering the healthiest water on earth. Its Mineral Cartridge replenishes the water with necessary minerals.

# WHY Dr. AQUAGUARD IS JUST THE RIGHT PURIFIER FOR YOU

Dr. Aquaguard, the water expert, is as qualified as a doctor when it comes to prescribing a water purification solution and a man who knows what water means to life.

Every water purifier that Dr. Aquaguard prescribes, such as the one you have, is prescribed after rigorous analysis of a water type and accurate diagnosis of its condition. Your water purifier is not just any water purifier. It is a customized purification solution that's designed to deliver you the more than shudh healthy water to protect your family's health. And with Dr. Aquaguard by your side, you can be sure of it.

# YOUR DR. AQUAGUARD CLASSIC GIVES YOU MORE

## UNIQUE

Ensures that every drop of water is as healthy, as safe, as water boiled for 20 minutes. Plus more.

## BIOTRON™

The cutting edge Biotron technology magnetizes and de-clutters water ions, to make the water more “bio-available”, by unlocking the nutrients in water, promising you the healthiest water.

## INTELLIGENT PURITY SENSOR SYSTEM

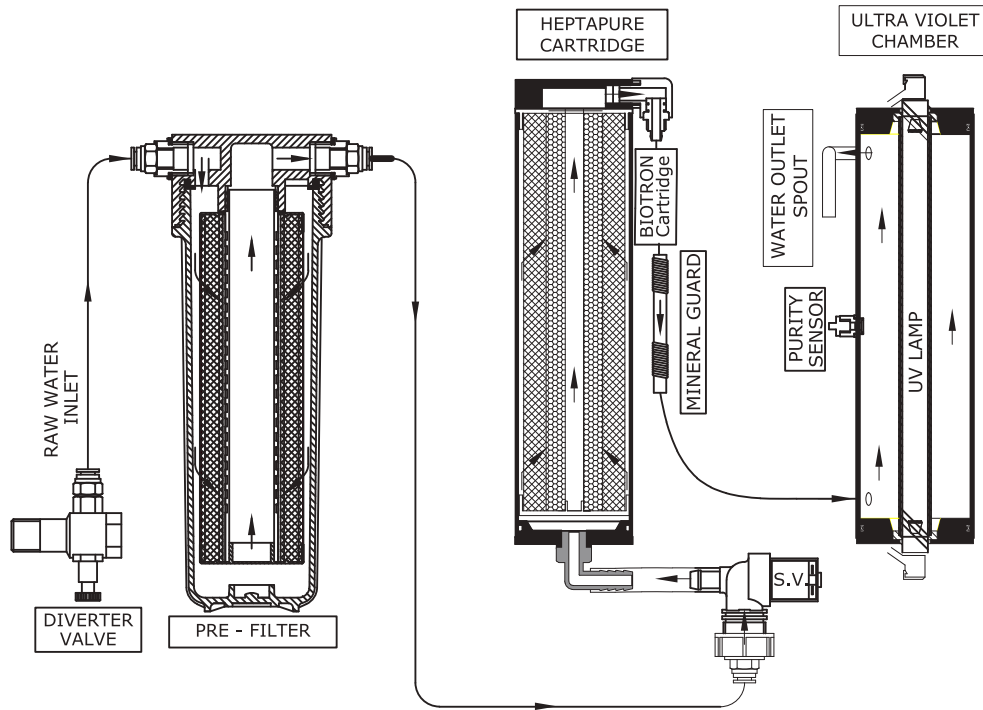
Advanced Purity Sensor system continuously scans water to give 100% healthy water or no water.

## AUTO SHUT OFF

Automatically switches off the UV lamp if the purifier is not used for 10 minutes, enhancing the life of the UV lamp.

# PURIFICATION PROCESS IN DR. AQUAGUARD CLASSIC

Dr. Aquaguard Classic  
( WATER FLOW DIAGRAM )



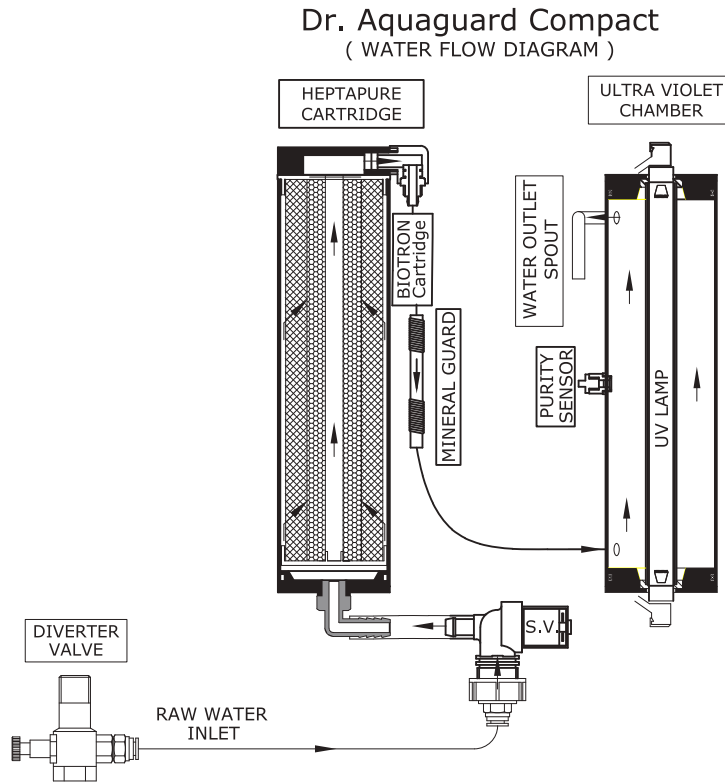
NOTE : THIS IS A SCHEMATIC ILLUSTRATION OF THE PRODUCT TO GIVE A VISUAL SCHEME OF WORKING OF UNITS.  
THIS IS NOT AN ACTUAL ENGINEERING DRAWING OF THE PRODUCT.

# THE MULTI-STAGE PURIFICATION PROCESS IN YOUR DR. AQUAGUARD CLASSIC

Stage	Treatment	Material	Benefits
1.	Pre Filter	Multi Layered polypropylene roving wound cartridge	Removes fine suspended particles such as dust, dirt, mud and sand from water.
2.	Patented Heptapure Cartridge™	Patented high density Wrap filter coupled with Special anti-bacterial hybrid carbon block (US Patented pesticide removal silver Nano technology and Heavy metal removal media)	Removes turbidity and other fine suspended particles such as dust, dirt, mud and sand giving you crystal clear water. It also removes excess chlorine, bad odour, colour and organic impurities along with new age contaminants like heavy metals like Lead, Arsenic, Mercury, Chromium and pesticides making water safe from harmful chemical contaminants
3.	Mineral Guard™	Micro-controller based electronic impulse producer	Produces electronic impulses to prevent scaling on quartz glass tube of UV chamber thereby ensuring optimal UV penetration in water maintaining the essential minerals like Calcium and Magnesium in water.
4.	UV Chamber	Germicidal UV Lamp	UV disinfects the water by eliminating water-borne disease causing bacteria, virus and protozoa, thereby making it safe to drink.
5.	Biotron Cartridge™	Patented Multiple Magnetic field (MMF) generating device	Breaks complex water molecules into fine micro clusters making water more bio-permeable so that your body can easily absorb the goodness of water along with its much needed nutrients

While the water is completely purified after the above 5 stages. Dr. Aquaguard has one more benefit, a unique Intelligent Purity Sensor. This electronic eye monitors the purification process and stops the flow of water immediately, if the level of purification is not 100%.

# PURIFICATION PROCESS IN DR. AQUAGUARD COMPACT

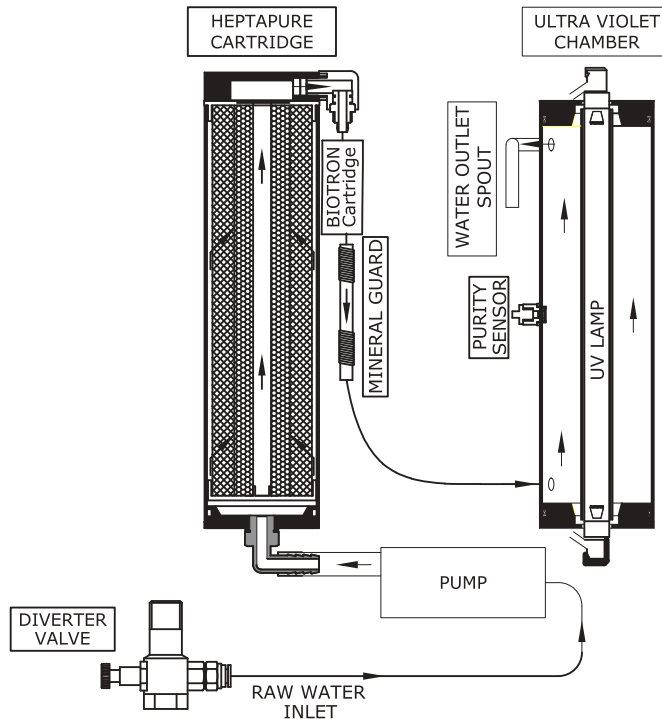


NOTE : THIS IS A SCHEMATIC ILLUSTRATION OF THE PRODUCT TO GIVE A VISUAL SCHEME OF WORKING OF UNITS.  
THIS IS NOT AN ACTUAL ENGINEERING DRAWING OF THE PRODUCT.



# PURIFICATION PROCESS IN DR. AQUAGUARD BOOSTER

Dr. Aquaguard Booster  
( WATER FLOW DIAGRAM )



NOTE : THIS IS A SCHEMATIC ILLUSTRATION OF THE PRODUCT TO GIVE A VISUAL SCHEME OF WORKING OF UNITS.  
THIS IS NOT AN ACTUAL ENGINEERING DRAWING OF THE PRODUCT.

# THE MULTI-STAGE PURIFICATION PROCESS IN YOUR DR. AQUAGUARD COMPACT & BOOSTER

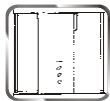
Stage	Treatment	Material	Benefits
1 & 2	Patented Heptapure Cartridge™	Patented high density Wrap filter coupled with Special anti-bacterial hybrid carbon block (US Patented pesticide removal silver Nano technology and Heavy metal removal media)	Removes turbidity and other fine suspended particles such as dust, dirt, mud and sand giving you crystal clear water. It also removes excess chlorine, bad odour, colour and organic impurities along with new age contaminants like heavy metals like Lead, Arsenic, Mercury, Chromium and pesticides making water safe from harmful chemical contaminants
3.	Mineral Guard™	Micro-controller based electronic impulse producer	Produces electronic impulses to prevent scaling on quartz glass tube of UV chamber thereby ensuring optimal UV penetration in water maintaining the essential minerals like Calcium and Magnesium in water.
4.	UV Chamber	Germicidal UV Lamp	UV disinfects the water by eliminating water-borne disease causing bacteria, virus and protozoa, thereby making it safe to drink.
5.	Biotron Cartridge™	Patented Multiple Magnetic field (MMF) generating device	Breaks complex water molecules into fine micro clusters making water more bio-permeable so that your body can easily absorb the goodness of water along with its much needed nutrients

Once your drinking water is completely purified, Dr. Aquaguard adds one more benefit an Intelligent Purity Sensor. This system constantly monitors the purification process, stopping the flow of water immediately, if the level of purification is not 100%.

# STEP-BY-STEP GUIDE TO PURE DRINKING WATER



Fit plug into socket. To switch on the unit, press the power switch. The red LED will glow for 5 seconds indicating that the power is on



After 5 seconds, the yellow LED will glow for around 30 seconds indicating that the unit is processing water



When the green LED glows, you'll hear 3 beeps indicating that the unit is ready to deliver clear, safe drinking water



To let the water flow, press the “flow” (💧) switch. While you fill your glass, you can opt for a pleasant musical tone by pressing “music” (🎵) switch



If the unit has not been used for a day or two, allow 2-3 glasses of water to flow out before using the water



If the unit is not going to be used for more than 3-4 hours, remember to shut off the main switch and the water supply.

# MAINTAINING YOUR DR. AQUAGUARD

Tips for a long relationship with your Dr. Aquaguard.

## **1. The keyword is cleanliness**

Keep the area around your Dr. Aquaguard Classic range clean and dry. Keep the spout clean and close it with the cap provided.

## **2. Keep the Pre Filter clean**

To ensure that it works well, have it thoroughly cleaned by a Eureka Forbes service technician during every routine service.

## **3. Patented Hepta Pure Cartridge**

To ensure that Patented Heptapure Cartridge works effectively, insist on having it thoroughly cleaned during every service.

## **4. Back flush the Pre Filter**

- Disconnect the EVA tubes from the inlet and outlet of the pre-filter
- Connect the tube from the tap to the outlet nozzle
- Leave the other nozzle of the pre-filter open
- Turn the tap on to maximum pressure and let the water flow for about 10 minutes
- Reconnect the inlet and outlet nozzle as before. Do not interchange the inlet and outlet of the pre-filter as the candle may get clogged. (For Dr.Aquaguard Classic)

# TECHNICAL SPECIFICATIONS

	<b>Classic</b>	<b>Compact</b>	<b>Booster</b>
Dimensions (HxDxW)	355x102.5x307 (mm)	355x102.5x307 (mm)	307x102.5x391 (mm)
Net weight	4.9 kgs	4.3 kgs	4.7 kgs
Ultraviolet Lamp	8 watts	8 watts	8 watts
Power Rating	20 watts	20 watts	43 watts
Rated Voltage	230VAC, 50Hz, 1 $\phi$	230VAC, 50Hz, 1 $\phi$	230VAC, 50Hz, 1 $\phi$
Input water pressure(min.)	0.4 kg/cm <sup>2</sup>	0.4 kg/cm <sup>2</sup>	NA
Input water pressure (max.)	2.0 kg/cm <sup>2</sup>	2.0 kg/cm <sup>2</sup>	NA
Water Flow Rate	1 ltr/min.	1 ltr/min.	1 ltr/min.

# RECOMMENDED INPUT WATER QUALITY

S.No.	Parameters	Specifications
1	Water Temperature	10°C ~ 40°C
2	Iron Content	0.3 mg/ltr (max.)
3	Chlorine Content	0.2 mg/ltr (max.)
4	Turbidity	15 NTU (max.)
5	TDS Range	<500 mg/ltr

Note: The performance data presented in the table is applicable under standard laboratory conditions. Actual performance may vary depending on the input water quality, water pressure and condition of filters.

- \* Technical Specifications are subject to change without prior notice.  
If the pressure is higher than the maximum specified, use of the pressure reducing valve is recommended. The above accessory is available with our company at an additional cost.

Performance Data Sheet is available with Eureka Forbes Technical Documentation Centre

# IMPORTANT SUGGESTIONS

## DO's



When your Aquaguard is not in use, please keep the outlet spout covered with the cap



Switch off the main switch when your Aquaguard will not be used for more than 3-4 hours



Store water from your Dr. Aquaguard in clean containers. For hygienic reasons, it is preferable not to store water for more than 2 days.



We recommend routine check-ups of your Dr. Aquaguard at least once in 6 months



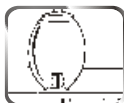
If your Dr. Aquaguard has not been used for a long time, allow 2-3 glasses of water to flow out before collecting the water for use.

# IMPORTANT SUGGESTIONS

## DON'T's



Spill water on any panel as this may lead to electric shock



Store water from your Dr. Aquaguard in matkas and candle filters, as the water can get recontaminated



Connect ordinary pipes, tubing to the outlet spout to collect water from your Dr. Aquaguard



Use an extension box for power connection



Connect hot water supply



Install your Dr. Aquaguard close to a gas stove or cooking range



# TROUBLESHOOTING

In case, water does not flow when you switch on the Dr. Aquaguard Classic, the red LED will blink and an alarm will sound. In this circumstance:

- Please check for any disruption in the water supply or main electricity supply to the Dr. Aquaguard Classic. If both are not functioning normally, call the Eureka Forbes Service Centre

# THE Dr. AQUAGUARD ADVANTAGE



Trust of over 100 lakh mothers



Certified by over 130 leading national and international laboratories



Owned by over 1.62 lakh doctors



Sold in over 35 countries worldwide



Service within 5 km range of wherever you are



Endorsed by the Indian Medical Academy



Over 17 different technologies to address 17 different water conditions across the country

# WARRANTY TERMS AND CONDITIONS

The goods are warranted against defects arising from faulty designs, workmanship and materials 12 months from the date of installation or 15 months from the date of sale, whichever is earlier, subject to the following conditions:

1. The Customer will notify the Company, in writing, promptly of any defects noticed and give the Company or its authorized agent adequate opportunity to inspect, test and remedy them for which the Customer will deposit the goods, if so required by the Company, with the Company's Office/Service Centre along with the original invoice, in the city where they are sold.
2. The Inspection and Test Report of the Company's Office/Service Centre will be final and binding under the Warranty for determining defects, repairs/alterations required or carried out or certifying work of the goods thereafter.
3. Dr. Aquaguard may require initial setting post-installation, depending on varying water conditions and power supply. In case of any service requirement, post-installation, please contact the Company's Service Centre.
4. The Company or its authorized agent will be entitled to retain any defective part replaced under the Warranty.
5. Notwithstanding anything to the contrary contained or implied by this Warranty:
  - a. The Company's liability under this Warranty shall be limited to the first sale of the goods by the Company to the Customer and will not apply or extend to any secondary sale of goods by the Customer.
  - b. The Company's liability under this Warranty shall be limited only to defects in the goods which occur under the conditions of normal operation of the goods and their proper and prescribed use. The Warranty does not cover or extend to defects which are determined by the Company or its authorized agents as occurring or resulting from or attributable to negligence, abuse, misuse, faulty care, operation or maintenance or repairs, alterations to the goods or any part thereof by others or the use of the goods on electrical supply for which they are not designed, or damage caused by lightning or other electrical disturbances or interruptions.
  - c. The Company's liability under this Warranty shall remain valid only if the goods are duly installed by the Company or its authorized Agency at the location specified in the Invoice and such installation is undertaken by the Company or its authorized agent or franchisee.
  - d. Consumable items like the Clarity cartridge and Chemi-block that are subject to normal wear and tear are not covered by this Warranty.
  - e. The Customer will have no claim against the Company, its employees and its authorized agents or franchisees under or pursuant to this Warranty in respect of death or injury to the Customer or any other person or loss or damage to any property caused by or due to equipment failure, breakdown or accident, fire or operation or utilization of the goods otherwise than in accordance with the User Guide or by or due to any other cause or circumstances beyond the control of the Company.
  - f. The Company's liability, under this Warranty, shall in no event and under no circumstances exceed the price paid by the Customer to the Company for the goods stated in the Invoice.

## GENERAL

For the purpose of this Warranty, the following expressions shall have the following meanings respectively;

1. 'The Goods' shall mean the goods described in the Order Form.
2. 'The Customer' shall mean the original purchaser of the Goods from the Company.
3. 'The Company' shall mean 'EUREKA FORBES LIMITED'.
4. 'General Terms and Conditions' shall mean the terms and conditions agreed upon by the Customer and the Company printed on the Order Form.
5. 'Invoice' shall mean the invoice issued by the Company to the Customer describing the goods and indicating, inter alia, the total purchase price thereof and name of the Customer.
6. 'User Guide' shall mean the instructions for installation, use and maintenance contained in the leaflet supplied by the Company.

## POST-WARRANTY

1. The Customer may be offered a yearly Service Contract at the prevailing Company rates and terms.
2. In case the Customer does not wish to enter the Service Contract, he has the option of calling the Company's Service Centre and having his Dr. Aquaguard serviced on an actual basis i.e. by paying the Labour cost and Spares needed to attend to that Service/Complaint Call at the prevailing Company rates. Such service will be rendered by the Company in towns/places where the Company has its Service Centres.
3. The Company will provide free servicing of the goods brought to its Service Centre by the Customer, provided that all expenses of transporting the goods to and from the Service Centre shall be borne by the Customer directly.
4. If during such servicing it is necessary for the Company to replace or repair defective components or parts, the Customer shall be required to pay for the same as per the Company's prevailing price list.
5. Eureka Forbes Limited reserves the right to offer Annual Maintenance Contract/ensure availability of spares only up to 7 years from the date of Invoice.



09339883333



SMS 'AG<PINCODE>' to 566775

Now buy online on [www.eurekaforbes.com](http://www.eurekaforbes.com) [www.facebook.com/EurekaForbes](https://www.facebook.com/EurekaForbes)  
[www.twitter.com/EurekaForbes](https://www.twitter.com/EurekaForbes) • Email: [customercare@eurekaforbes.com](mailto:customercare@eurekaforbes.com)

Eureka Forbes Limited: B1/B2, 701, 7th Floor, Marathon Innova Marathon NextGen, Off Ganpatrao Kadam Marg, Lower Parel,  
 Mumbai - 400 013, India. Tel: +91 22 3044 9700, 3044 9888 • Fax: +91 22 3044 9701



#### Environment Protection:

"PROTECTION" has always been our motto and guiding principle. We care for the environment. The product packaging has been made of recyclable, environment-friendly material. We urge you to recycle the packaging material or take it to the nearest recycling facility rather than dispose of it with the rest of your waste.

Your appliance has been designed to work for many years, however, should you wish to upgrade or replace your old product, remember to help protect the environment by disposing of it at your local e-waste disposal centre. Should you have queries, the nearest authorized service centre of Eureka Forbes will be able to guide you.

Allow us to become your environmental partner; together we can make the world a cleaner place.



Leadership in Customer Service for over 30 years