

Rowan eIRB User Manual for Investigators and Research Staff





Table of Contents

Rowan eIRB Access	3
Log-in to Rowan eIRB	4
Overview of the Rowan eIRB Submission and Review Process	7
Create a New Application and Specify Personnel.....	8
Assign Study Personnel	10
Uploading Documents.....	12
Submit the Application	13
Application Validation and Submission.....	18
The Study Workspace	20
Responding to Requested Changes	22
Submit a Reportable Event for the Study	28
Submit a Modification to the Study	29
When the Modification is complete, the PI must submit the modification to the IRB by using the Submit to IRB Activity	
Submit a Continuing Review for the Study	31
Frequently Asked Questions	32
Roles and Abbreviations:	33
Contact US	34



Rowan eIRB Access

The website is available via any Internet connection anytime with a supported browser.

<http://eirb.rowan.edu>

Getting Help

If you have problems, need help, or have questions about the Rowan eIRB please contact the Rowan Stratford IRB office at (856) 566-2712, or the Glassboro IRB Office at (856) 566-4058.

Using the new eIRB website, you can:

- ☐ Create and edit an electronic application for IRB studies
- ☐ Add other investigators and study personnel to assist in editing the study application.
- ☐ Prepare the study application via **"SmartForms"** that present only those sections that are applicable and relevant to your study.
- ☐ Attach scanned or electronic documents to the study.
- ☐ Print out the application in a **'printer-friendly version'**.
- ☐ Validate the application before submission to catch common mistakes and reduce the number of changes required after submission.
- ☐ Submit a single application electronically to the IRB.
- ☐ Track the progress of the application as it is automatically routed for review and signoff to the appropriate organizations (department heads) before being received by the IRB.
- ☐ Receive email notifications anytime a reviewer sends the application back for requested changes.
- ☐ Receive the approval letter via email once the study is approved. A copy of the approval letter and approved consent forms will be posted online with the study and available for download at anytime.
- ☐ View a time stamped log of all changes made to the application and any correspondence sent between the study team and the IRB.



Log-in to eIRB

You can log into the eIRB website using your core username and password.

Rowan University

Login

TEST SITE eIRB Home

TEST SITE eIRB Home

Departmental Approvers

System Requirements

Institutional Review Board

Related Links

Frequently Asked Questions

Contact Us

TEST SITE - ELECTRONIC INSTITUTIONAL REVIEW BOARD (eIRB)

Please note: This eIRB application has moved to <https://eirb.rowan.edu>. Please update your bookmarks to reference this new address!

The eIRB system is the new web-based application routing and tracking system. The system will increase the efficiency of the approval and administrative processes for projects and protocols involving human subjects in research. It is designed to replace the cumbersome and paper-intensive process under which applicants currently apply for IRB approval of study proposals. eIRB has been developed to standardize and computerize the Institutional Review Boards (IRBs) at Rowan University.

All new, initial applications must be submitted electronically via eIRB.

- Click on the following for eIRB help, training, and guidance information.
- For questions regarding RowanSOM submissions, please call 856-566-2712 or email eirb@rowan.edu.
- For questions regarding Glassboro/CMSRU submissions, please call 856-256-4058 or email eirb@rowan.edu.
- For help with account registration or logging in, please send an email to eirb@rowan.edu.

LOGIN INFORMATION

If you know your Rowan Network username and password, enter it and click login. Your username is the 1st part of your Rowan email address. For example, if your email address is jdoe@rowan.edu, then your username is **jdoe**.

Please Note: Users will receive a registration page upon initial login. Upon completion of the registration process, an eIRB account will be created within 1 to 3 business days.

GUEST ACCOUNTS:

If you do not have a Rowan University email account you can still request a guest account for eIRB. Please send an email to eirb@rowan.edu. A form will be e-mailed back which you will need to fill out and return.

FORGOT PASSWORD?

* Users with a Rowan University email account click here: <https://iid.rowan.edu>.

Login

Login as

User Name:

Password:

Login

After signing into this site, you are bound by the terms and conditions set forth when you received your account.

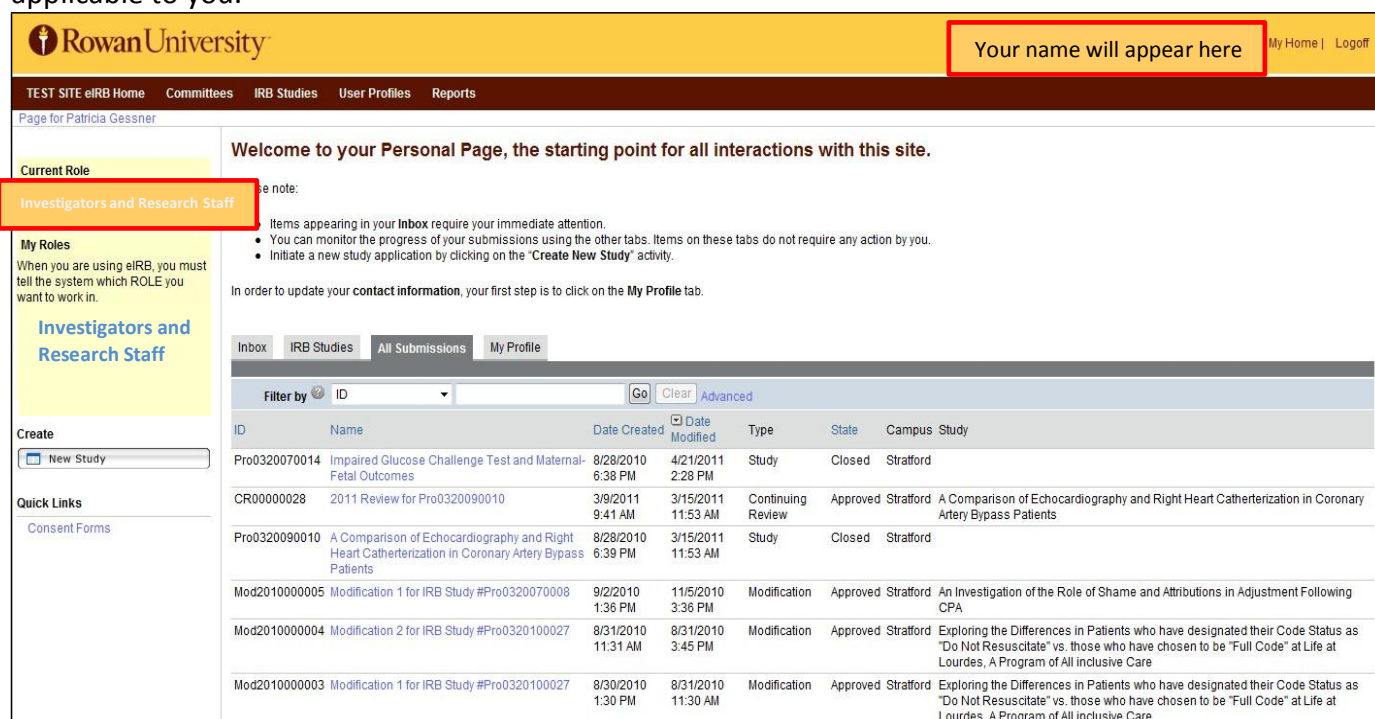
Having trouble logging in?

Visit our [FAQ](#) section for help.

[Frequently Asked Questions](#)

Personal Folder

Your eIRB experience is personalized allowing you access to all of the studies you are working on or reviewing. When you log into eIRB you are taken to your person folder, which displays links to the items applicable to you.



The screenshot shows the Rowan University eIRB interface. At the top, there is a yellow header with the Rowan University logo and a placeholder for the user's name. Below the header is a navigation bar with links: TEST SITE eIRB Home, Committees, IRB Studies, User Profiles, and Reports. The main content area is titled "Welcome to your Personal Page, the starting point for all interactions with this site." It includes a "Current Role" section with a dropdown menu set to "Investigators and Research Staff". Below this is a "My Roles" section with a description and a "Create" button labeled "New Study". A "Quick Links" section contains a link to "Consent Forms". The central part of the page features a table of submissions with columns for ID, Name, Date Created, Date Modified, Type, State, and Campus Study. The table lists several studies, including "Impaired Glucose Challenge Test and Maternal-Fetal Outcomes" and "A Comparison of Echocardiography and Right Heart Catheterization in Coronary Artery Bypass Patients".

Left Navigation Bar

1. **'My Roles'** allows you to select between user roles if you have more than one. Select the correct role as each role has its own inbox. Your role determines your access level or what you are able to view/edit.
2. The **'(Create)' New Study** button allows you to start a new IRB application from scratch.



Top Navigation Bar

3. Your **'Name'** allows you to change personal information.
4. **'My Home'** is the default user page which always returns you to this page view.
5. **'Logoff'** ends your session and logs you out of the system.

Tabbed Area

6. The **'Inbox'** tab displays all studies you are a part of that require some task to be completed by the study team.
7. The **'IRB Studies'** tab allows you to search through all respective IRB studies that you are a part of, regardless of where the study is in the submission and review process.
8. The **'All Submissions'** tab lists new studies, continuing reviews, modifications, and reportable events you are listed on, but do not require your attention
9. The **'Profile'** tab allows you to edit and view your personal training profile and research certifications.



Overview of the eIRB Submission and Review Process

The following steps illustrate the basic application review process:

Step 1: PI and Study Staff

Prepare and submit application.

Step 2: Dept/Div Review

If applicable, the application is routed for approval and sign-off:

- ☐ Department Review – This is a blocking review where the IRB will not see the project until it has departmental approval.

Step 3: IRB Staff Review

An IRB Staff Member will be assigned to the study. The IRB Staff Member will conduct an administrative staff review and manage the scheduling of the study.

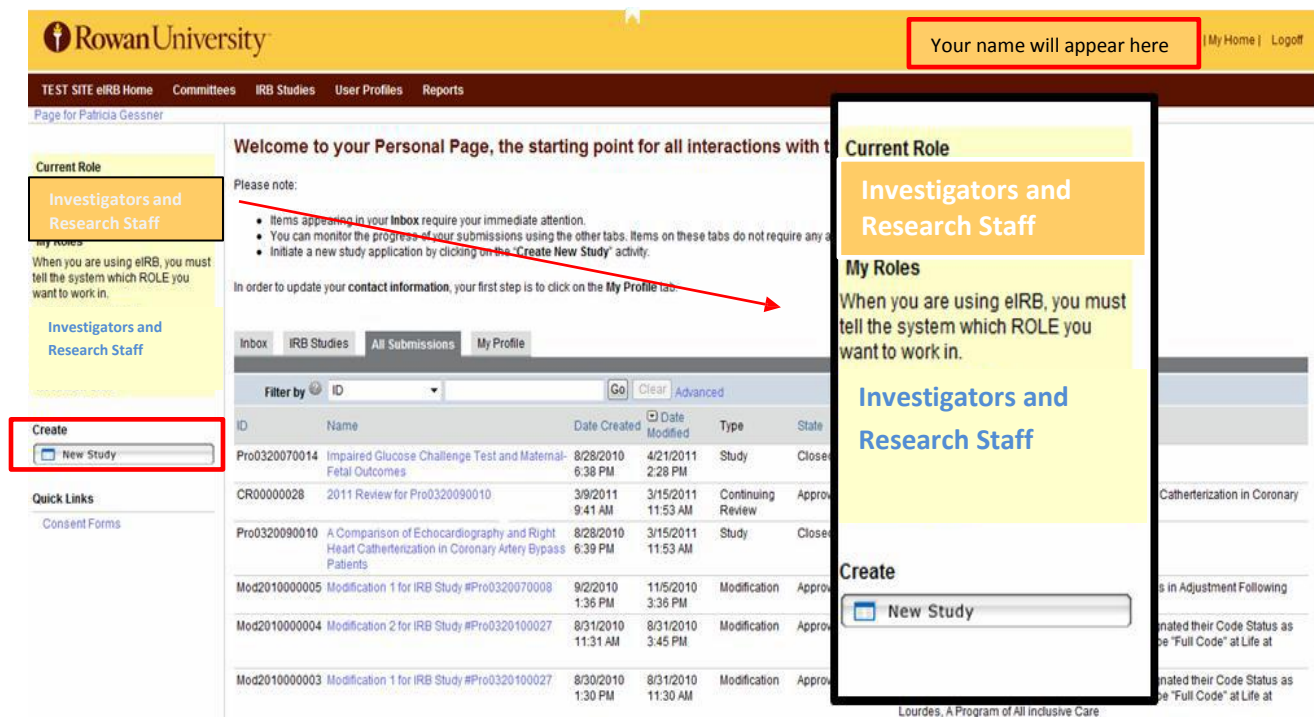
Step 4: IRB Review

The IRB committee will review the application and provide an approval. Committee decisions and approval letter are recorded by the IRB Staff Member in eIRB and sent to the PI.

Step 5: PI and Study Team

- ☐ Conduct research.
- ☐ Report adverse events.
- ☐ Submit requests for continuing reviews.
- ☐ Submit modifications to initial submissions.

Create a New Application and Specify Personnel



Rowan University

TEST SITE eIRB Home Committees IRB Studies User Profiles Reports

Page for Patricia Gessner

Welcome to your Personal Page, the starting point for all interactions with the system.

Please note:

- Items appearing in your Inbox require your immediate attention.
- You can monitor the progress of your submissions using the other tabs. Items on these tabs do not require any action.
- Initiate a new study application by clicking on the "Create New Study" activity.

In order to update your contact information, your first step is to click on the "My Profile" tab.

Filter by ID Go Clear Advanced

ID	Name	Date Created	Date Modified	Type	Status
Pro0320070014	Impaired Glucose Challenge Test and Maternal-Fetal Outcomes	8/28/2010 6:38 PM	4/21/2011 2:28 PM	Study	Closed
CR000000028	2011 Review for Pro0320090010	3/9/2011 9:41 AM	3/15/2011 11:53 AM	Continuing Review	Approved
Pro0320090010	A Comparison of Echocardiography and Right Heart Catheterization in Coronary Artery Bypass Patients	8/28/2010 6:39 PM	3/15/2011 11:53 AM	Study	Closed
Mod2010000005	Modification 1 for IRB Study #Pro0320070008	9/2/2010 1:36 PM	11/5/2010 3:36 PM	Modification	Approved
Mod2010000004	Modification 2 for IRB Study #Pro0320100027	8/31/2010 11:31 AM	8/31/2010 3:45 PM	Modification	Approved
Mod2010000003	Modification 1 for IRB Study #Pro0320100027	8/30/2010 1:30 PM	8/31/2010 11:30 AM	Modification	Approved

Current Role

Investigators and Research Staff

My Roles

When you are using eIRB, you must tell the system which ROLE you want to work in.

Investigators and Research Staff

Create

New Study

- ❑ Create a new study by using the **'New Study'** button in your personal folder. This will open a new application so you can fill in the identifying information for this study.
- ❑ Once the smart-form opens, enter at least the required fields, those marked with a red asterisk * are mandatory.
- ❑ You can answer the text questions by typing directly within the form or by pasting in information from another application, such as Word.
- ❑ Select the **'Continue'** button in the navigator bar to save and move to the next screen.

! If you need to finish an application at a later time, you can use the **'Save'** button at the top of the screen. Simply exiting will not save changes.

Study Identification

Section 1.0 Study Identification

Rowan University

Save | Exit | Hide/Show Errors | Print... | Jump To: - 1 Study Identification

<< Back

Continue >>

1 - Study Identification

- 1.1 Study Identification
- 1.2 IRB Researcher Training Records
- 1.3 Conflict of Interest
- 1.4 Required Departmental/Division Reviews
- 1.5 Review Type

3 - Review Type/Risk Determination

- 3.0 Review Type/Risk Determination

4 - Study Funding

- 4.0 Funding
- 4.1 Adding Sponsors
- 4.2 Other Funding Source
- 4.3a Coverage of Study-Related Costs 1
- 4.3b Coverage of Study-Related Costs 2

2.0 * Full Title of Research:

3.0 * Short Title (Study Name):
A Comparison of Echocardiography and Right Heart Catheterization in Coronary Artery Byp

4.0 * Principal Investigator:
John Hamaty | Selected... | Clear

5.0 Study Coordinator:
| Selected...

6.0 Co-Investigators:
| Add

- ☐ Use the **'Back'** and **'Continue'** buttons to move back and forward on the screen.
- ☐ The **'Save'** button will allow you to save any changes made to the application.
- ☐ **! Exit** will close the application screen without saving changes. Always save the application before exiting.
- ☐ **'Print'** will produce a printer friendly view that can be printed.
- ☐ **'Jump To'** allows you to select a screen within the application process and go there directly by selecting a link from the drop down box.



- **'Hide/Show Errors'** will show any errors and mandatory fields not yet completed.
- Below is an example of the results of **'Hide/Show Errors'**. This can be used to gauge your progress and determine any additional fields that will need to be completed in the application.

Error/Warning Messages		
Message	Field Name	Jump To
⊖ This is a required field; therefore, you must provide a value.	Full Title	1 Study Identification
⊖ This is a required field; therefore, you must provide a value.	name	1 Study Identification
⊖ This is a required field; therefore, you must provide a value.	Upload Management Plans	1.3 Conflict of Interest
⊖ This is a required field; therefore, you must provide a value.	Do study investigators have a financial interest	1.3 Conflict of Interest

Assign Study Personnel

As the creator of a new study application, you will specify who has permission to edit and view the study. On **the 'Study Identification'** screen, you can select the Principal Investigator for the study submission. If you are signed in as the PI, this will default to your name.

Only the users specified (as the PI, study coordinator, co-investigators, or other study staff) will be able to edit and save the study application. If you would like to give a new person permission to edit the study later on, you will have to add them to one of these questions at that time.



4.0 * Principal Investigator:
PIGlassboro Test

5.0 Study Coordinator:

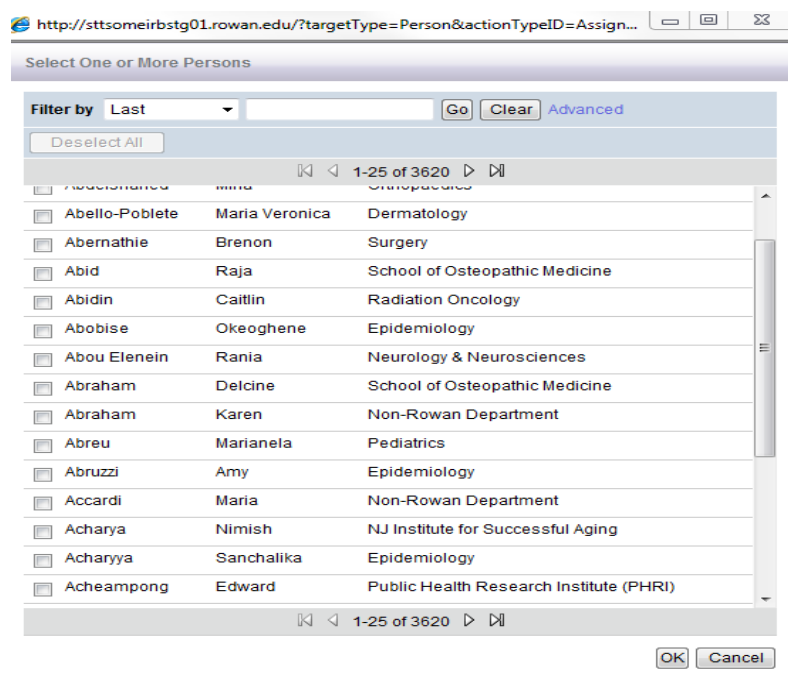
6.0 Co-Investigators:

Last Name	First Name	Department/Division	Institutional Status	On Probation
Abate	Samantha	Primary Care	Student	no

7.0 Other Study Staff:

Name	Department	Role	Interaction or access to individuals	Institutional Status	On Probation
There are no items to display					

By clicking the **'Select button'**, a search page will open that will allow you to search for a person by last name, first name, organization, project ID, or user ID. An example search is shown below.



http://sttsomeirbstg01.rowan.edu/?targetType=Person&actionTypeID=Assign...

Select One or More Persons

Filter by Last [Advanced](#)

1-25 of 3620

<input type="checkbox"/>	Abello-Poblete	Maria Veronica	Dermatology
<input type="checkbox"/>	Abernathie	Brenon	Surgery
<input type="checkbox"/>	Abid	Raja	School of Osteopathic Medicine
<input type="checkbox"/>	Abidin	Caitlin	Radiation Oncology
<input type="checkbox"/>	Abobise	Okeoghene	Epidemiology
<input type="checkbox"/>	Abou Elenein	Rania	Neurology & Neurosciences
<input type="checkbox"/>	Abraham	Delcine	School of Osteopathic Medicine
<input type="checkbox"/>	Abraham	Karen	Non-Rowan Department
<input type="checkbox"/>	Abreu	Marianela	Pediatrics
<input type="checkbox"/>	Abruzzi	Amy	Epidemiology
<input type="checkbox"/>	Accardi	Maria	Non-Rowan Department
<input type="checkbox"/>	Acharya	Nimish	NJ Institute for Successful Aging
<input type="checkbox"/>	Acharyya	Sanchalika	Epidemiology
<input type="checkbox"/>	Acheampong	Edward	Public Health Research Institute (PHRI)

1-25 of 3620

How To Upload Documents to your Application

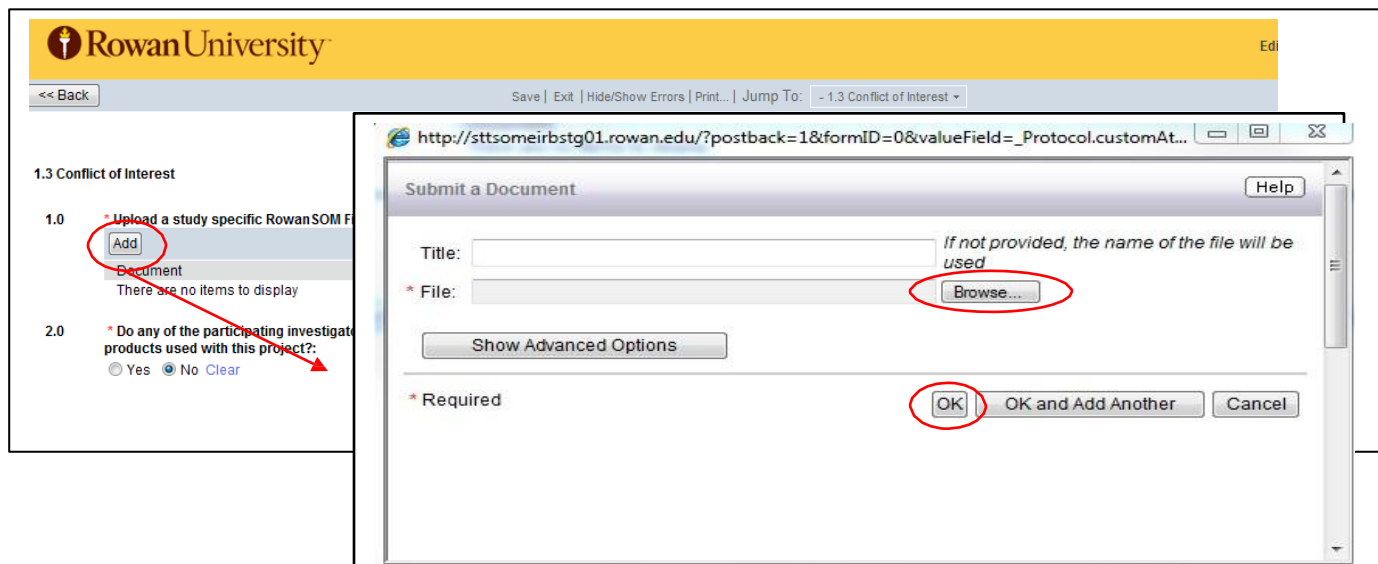
Required documents that will need to be uploaded are the Financial Disclosure Form, the Study Protocol, surveys, questionnaires, data collection form (if applicable) informed consent/assent (with version dates and pagination). Non-Rowan study site (studies taking place at Kennedy requires the PCP form). In addition, if your study involves biohazards and/or radiation, please upload the Institutional Biosafety Committee approval, and/or Radiation Safety Committee approval.

1. Click the **'Add'** button and a new window will appear
2. Enter a **'Title'** and **'version date'** for the document you are uploading
3. Click **'Browse'**...and select the file you want to attach
4. Click **'Open'**
5. Click **'Ok'**.

1.3 Conflict of Interest

The investigator must complete the Financial Disclosure Form and list all co-investigators, study coordinator and other <http://www.rowan.edu/som/hsp/forms/universityforms.html>. After the form has been signed by all listed, please upload into section 1.3 of the application.

'Select Browse', locate your document on your computer, then upload. **'Title the document'** you upload (e.g. – 2014 Financial Disclosure Form), then select **'OK'**.



The screenshot displays the Rowan University application interface. On the left, the '1.3 Conflict of Interest' section is visible, with a red circle around the 'Add' button. A red arrow points from this button to the 'Submit a Document' dialog box on the right. The dialog box has a title bar with the URL 'http://sttsomeirbstg01.rowan.edu/?postback=1&formID=0&valueField=_Protocol.customAt...'. Inside the dialog, the 'Title' field is empty, and the 'File' field has a red circle around the 'Browse...' button. At the bottom, the 'Required' section has a red circle around the 'OK' button. The 'OK and Add Another' and 'Cancel' buttons are also visible.

5.01 Non-Rowan Study Sites

5.01 Non-Rowan Study Sites

1.0 Non-Rowan sites engaged in this research-

Site Name	Site Address	Subjects will be treated here	Records will be stored/accessed here	Other study activities take place here
USA Normal Elementary	Main Street Glassboro, NJ 08028	yes	yes	yes

NON-ROWAN STUDY SITE

Instruction -

- Use this form to complete the information about a study site engaged in this research where Rowan is not the IRS or record
- You may add multiple study sites by clicking the "OK Add Another" button

Site Name:

Site Address

Subjects will be recruited/treated here:

☒ Yes ☐ No Clear

Records, specimens or data will be stored or accessed here:

Yes ☐ No ☒ Clear

Other study activities will take place here:

☒ Yes ☐ No Clear

If other study activities take place here, please describe:

Upload IRB or other authorization agreement or other proof of agreement:

File name: _____

Required

@ OK and Add Another Cancel

http://sttsomerbstgUI.rowan.edu/feedback-...&stormiU-U&valueId=...UMU Site.cust...

Submit a Document

Title:

If not provided, the name of the file will be used

* File:

Browse...

Show Advanced Options

* Required

@

OK and Add Another Cancel



6.01 Rowan required Pre-Approvals

6.11 Institutional Biosafety Committee Approval

Rowan University Edit: Study - Pro2014000059

<< Back Save | Exit | Hide/Show Errors | Print... | Jump To: - 6.11 Institutional Biosafety Committee Approval - Continue >>

6.11 Institutional Biosafety Committee Approval Help

You have indicated that the study involves any of the following: infectious agents, recombinant DNA/human gene transfer, biologically-derived toxins, include the collection of human blood/body fluids/specimens and/or cell lines.

1.0 Please upload a copy of the Institution Document
There are no items to display

[Add](#)

Submit a Document Help

Title: *If not provided, the name of the file will be used*

* File: [Browse...](#)

[Show Advanced Options](#)

* Required [OK](#) [OK and Add Another](#) [Cancel](#)

6.21 Radiation Safety Review

Rowan University Edit: Study - Pro2014000

<< Back Save | Exit | Hide/Show Errors | Print... | Jump To: - 6.21 Radiation Safety Review - Continue

6.21 Radiation Safety Review Help

You have indicated that subjects will be exposed to radiation and/or radioactive materials through participation in this study. This protocol will require review by the Radiation Safety Committee or the Radiation Safety Officer.

1.0 Please upload the Radiation Safety Committee's approval or Radiation Safety Officer's review for this protocol.

[Add](#)

Document
There are no items to display

Submit a Document Help

Title: *If not provided, the name of the file will be used*

* File: [Browse...](#)

[Show Advanced Options](#)

* Required [OK](#) [OK and Add Another](#) [Cancel](#)

7.0 Research Protocol

Rowan University Edit: Study - Pro2014

<< Back Save | Exit | Hide/Show Errors | Print... | Jump To: ~ 7.0 Study Summary / Protocol Section 1 ~ Continue

7.0 Study Summary

1.0 *

Upload Protocol with version date (Microsoft Word format is required). Include screening instruments, questionnaires, data collection forms, etc.

Please upload consent/assent forms, surrogate consent forms, information sheets, and verbal script documents in [Section 13.2 Consent Forms & Process of Consent](#).

For eIRB conversion requests there are two requirements:

1. Please upload most recently approved stamped versions of all , rec
2. Please upload a clean (unstamped) Word version (non-pdf) of all re

Add **Upload Revision** Name Study Protocol version 6-2-2014 | History

Submit a Document

Title: If not provided, the name of the file will be used

* File: **Browse...**

Show Advanced Options

* Required **OK** **OK and Add Another** **Cancel**

Section 13.0 Informed Consent and Waivers

13.2 Consent Forms & Process of Consent Help

1.0 *

Upload copies of the informed consent/assent forms, surrogate consent form, information sheet, departmental letterhead and verbal script documents that will be used for this study. (You may also upload a surrogate consent for subjects who regain capacity to consent)

PLEASE NOTE: For eIRB conversion requests there are two requirements:

1. Please upload most recently approved stamped versions of all consent forms.
2. Please upload a clean (unstamped) Word version (non-pdf) of all consent forms.

Add **Upload Revision** Name Informed Consent |

Submit a Document

Title: If not provided, the name of the file will be used

* File: **Browse...**

Show Advanced Options

* Required **OK** **OK and Add Another** **Cancel**

Version 1.0 dated 6-2-2014

Section 15.0 Additional Supporting Information

Edit Study - Pro2014000059

[<<Back](#)
[Save](#)
[Extend](#)
[Home](#)
[Show Errors](#)
[Print](#)
[Jump To](#)
15- Additional Supporting Information
[Continue>>](#)

[Help](#)

15.0 Additional Supporting Information

1.0 Attach any other documents that have not been specified in previous questions, but are needed for IRB Review.
Initial QA/QI projects, include clinical supervisor permission

Name	Modified	Version
There are 0 items to display		

2.0 If there is any additional information that you wish to communicate about the study, please include it below. Please note, this section should not be used in lieu of the standard application items.

http://sttsomeirbstg01.rowan.edu/?postback=&formId=_Protocol.customAt...

Submit a Document

Title:

If not provided, file name of file will be used

File:

Show Advanced Options

Required

Cancel

OK and Add Another



Submit the Application

! Please note, you are required to include the Department(s)/Division(s) for each study team member involved in this application. This is completed in section 1.4 “Required Departmental/Division Reviews”

Please note that all Co-investigators listed in your study must agree to participate in the study prior to submission. An email with a direct link to your study can be sent directly to your co-investigators by clicking on the ***“Notify Team Members to Agree to Participate”*** button as seen below:

Current State

Pre Submission

Edit Study

Printer Version

View SmartForm Progress

My Activities

PI Submit Study

Notify Team Members to Agree to Participate

SS Withdraw

Once logged into your study, they will be required to use the ***‘Accept Participation’*** activity in order to complete an affirmation of involvement.

Before the application is submitted, it will be validated to check for common errors. The application is also validated when the Principal Investigator submits the application to the IRB.

‘Exit’ the Smart Form version of the study by selecting ***‘Exit’***. This will bring you to the ***‘Study Workspace’***.



You can identify the workspace you are in by bolded word listed above the study description.

Rowan University

PIGlassboro Test | My Home | Logoff

TEST SITE eIRB Home IRB Studies User Profiles

IRB Studies > Bully among High School Students

Current State

PRE SUBMISSION

Edit Study

Printer Version

View SmartForm Progress

My Activities

PI Submit Study

Notify Team Members to Agree to Participate

Withdraw

Copy Study

Edit Email List

Send Email to Study Team

Change IRB of Record

(Initial)

Study: Bully among High School Students (Pro2014000068 - Glassboro)

Description: Test stud

Principal Investigator: PIGlassboro

Funding Sources: Abel Foundation

Co-Investigators Who Have Not Accepted Participation: CoInvestigatorGlassboro Test

Co-Investigators Who Have Declined Participation: There are no items to display

Pre-Submission

Department Review

IRB Review

Post Review

Review Complete

Clarifications

Clarifications

Clarifications Required

My Activities

PI Submit Study

This area displays instructions, questions and important notifications regarding this study.

Filter by Activity Go Clear Advanced

Activity	Author	Activity Date
Created Study	Test, PIGlassboro	5/28/2014 1:35 PM EDT

Application Validation and Submission

In the **'Study Workspace'**, select **'Submit Study'** located in the left navigation bar. Only the Principal Investigator on the study can submit the application.

The system will run a final validation check on the entire application before submission. If there are any errors, they will be displayed on the submission screen that opens up and your application will not be submitted. The application must be error-free and have all co-investigators agreed to participation before it can be submitted.

On the new screen that opens up, read the Principal Investigator's assurances and check next to **'I agree with the above statement'**. Select the **'OK'** button at the bottom of the screen to submit the application for the study.



Submit Study

INVESTIGATOR ASSURANCES:

- I have reviewed this study protocol and acknowledge my participation.
- I agree to accept responsibility for the conduct of the study, and to comply with federal and state laws and regulations and Rowan policies regarding the protection of the rights and welfare of human subjects.
- I will submit to the IRB for review any changes in the approved research prior to their implementation except when necessary to eliminate apparent immediate hazards to subjects.
- I agree to provide the required final progress report at the end of the study and/or progress report for continuing review in time to have this study approved before the expiration date as determined by the IRB.
- I will report to the IRB within 24 hours of becoming aware of any deaths among study subjects when Rowan's IRB is the IRB of record, within one week of becoming aware of any unanticipated problems which are serious adverse events; and within two weeks of becoming aware of all other unanticipated problems.
- I will promptly inform the IRB of all protocol deviations/violations.
- I will conduct the study using only the qualified personnel listed on the approved protocol.
- I will immediately notify the IRB upon termination of the study or departure of the Principal Investigator from this Institution.

Western IRB Investigator Assurances:

- I have reviewed this study protocol and acknowledge my participation.
- I agree to accept responsibility for the conduct of the study, and to comply with federal and state laws and regulations and Rowan policies regarding the protection of the rights and welfare of human subjects.
- I will submit to WIRB for review any changes in the protocol prior to their implementation.
- I agree to provide the required Study Closure Report at the end of the study and/or Continuing Review Report Form in time to have this study approved before the expiration date as determined by WIRB.
- I will report to the pertinent Rowan IRB within 24 hours of becoming aware of any deaths among study subjects at Rowan study sites, in addition to reporting to WIRB.
- I will promptly inform WIRB of all protocol deviations/violations.

Required Department Approvals:

College of Engineering Glassboro/CMSRU

If you have finished filling out your application and selected the department(s) to review it, then click OK. After you click OK you will no longer be able to edit the application. You will receive email when each approval is granted or refused, and again when all the required approvals are received.

If you are not ready to submit your application, click Cancel.

I agree with the above statement: * ☐

I agree with the above statement: * ☐

Check the Status of the Application and Respond to Requested Changes

Once the application has been submitted to the IRB, the application is automatically routed to the required personnel in the review process. As part of the study team, you will receive notifications from the system indicating the completion of certain elements of the review process or requesting changes to be made to the application. You can also check the progress of your application by opening the **'Study Workspace'** in eIRB.

Receiving Progress Notifications and Update E-mail

The eIRB system automatically generates email notifications and sends them to the study team when significant events have occurred in the review process. The study team will always receive a notification when a reviewer requests changes be made to the application. In addition, the study team will receive notifications at the following times:

- ☐ Confirmation that the application has been submitted.
- ☐ Receipt at the IRB office.
- ☐ Official action letter from the IRB.



! Since the system uses this email address to send notifications about review progress, it is important that your email address recorded in the eIRB system is current,

- ☐ You can update your information by returning to **'My Home'** and selecting the **'My Profile'** tab.
- ☐ Select your **'name'** open you profile.
- ☐ Choose **'Edit Profile'** located in the left navigation bar.
- ☐ Change any outdated contact information.
- ☐ Select **'Save/Exit'** to return to **'My Home'**.

The Study Workspace

Every study created in the eIRB system is assigned a folder or workspace. When you click on a study to view it from your **'My Inbox'**, the study's workspace is opened.

Rowan University

PIGlassboro Test | My Home | Logoff

TEST SITE eIRB Home IRB Studies User Profiles

IRB Studies > Bully among High School Students

Current State

1 PRE SUBMISSION

Edit Study 4

Printer Version 5

View SmartForm Progress

My Activities 6

PI Submit Study

Notify Team Members to Agree to Participate

SS Withdraw

SS Copy Study

SS Edit Email List

Send Email to Study Team

SS Change IRB of Record

(Initial)

Study: Bully among High School Students (Pro2014000068 - Glassboro/CMSRU) 2

Description: Test study summary.

Principal Investigator: 3 PIGlassboro Test Study Coordinator:

Funding Sources: Abel Foundation

Co-Investigators Who Have Not Accepted Participation: CoinvestigatorGlassboro Test Co-Investigators Who Have Declined Participation: There are no items to display

Pre-Submission Department Review IRB Review Post Review Review Complete

Clarifications Requested Clarifications Requested Clarifications Required

7 8 9

History Attachments Change Log

This area displays instructions, questions and important notifications regarding this study.

Filter by Activity Go Clear Advanced

Activity	Author	Activity Date
Created Study	Test, PIGlassboro	5/28/2014 1:35 PM EDT

The workspace displays important information about the study and contains links to help navigate to any information contained in the study.

1. The **'current state'** displays the study's current state depending on the study's progress.
2. The panel displays the study's activities and provides links to help navigate to any information contained in the study.
3. The **'Description'** provides a detailed description of the study.

Version 1.0 dated 6-2-2014

Rowan University

Patricia Gessner | My Home | Logoff

TEST SITE eIRB Home Committees IRB Studies User Profiles Reports

IRB Studies > Protocol - Thu Feb 20 10:49:57 EST 2014

Current State

PRE SUBMISSION

Edit Study

Printer Version

View SmartForm Progress

My Activities

PI Submit Study

Notify Team Members to Agree to Participate

SS Withdraw

SS Copy Study

SS Edit Email List

Send Email to Study Team

SS Change IRB of Record

(Initial)

Study: Protocol - Thu Feb 20 10:49:57 EST 2014 (Pro2014000052 - Stratford)

Description: Protocol - Thu Feb 20 10:49:57 EST 2014

Principal Investigator: Patricia Gessner Study Coordinator:

Funding Sources: There are no items to display

Co-Investigators Who Have Not Accepted Participation: There are no items to display Co-Investigators Who Have Declined Participation: There are no items to display

Pre-Submission Department Review IRB Review Post Review Review Complete

Clarifications Requested Clarifications Requested Clarifications Required

History Attachments Change Log

This area displays instructions, questions and important notifications regarding this study.

Filter by Activity Go Clear Advanced

Activity	Author	Activity Date
Created Study	Gessner, Patricia	2/20/2014 10:49 AM EST



4. The **'Edit Study'** icon will open the application smart forms.
5. The **'Printer Version'** icon will open all of the relevant smart form screens in one easy to print window.
6. **'My Activities'** lists all of the available actions you can perform on the study. Click on them and complete the opened screen to perform the action.
7. The **'History'** tab records all actions performed on the study. Each action is recorded with the date, time, and person performing the action. You may click on the name of the activity to see the system details.
8. The **'Attachments'** tab contains all documents for a study.
9. The **'Change Log'** tab lists all changes made to a submission.



The Study History Log

Every study has a detailed **'history log'**. For auditing purposes, every action performed on the study is recorded in the history log.

This information is viewable under the **'History'** tab. This is sorted in chronological order and displays only the actions you have permission to see. Each, activity, when performed, is recorded in the history log with a data/time stamp and the name of the performing the activity. You can click on the name of the activity to view the system details.

The history is updated after a new activity is completed by anyone working on the study.

The screenshot displays the Rowan University IRB system interface. At the top, the Rowan University logo is visible. Below it, a navigation bar includes links for TEST SITE eIRB Home, Committees, IRB Studies, User Profiles, and Reports. The main content area shows the details for a study titled "Study:bullying among middle school (Pro2014000057 - Glassboro/CMSRU)".

On the left, a sidebar lists "My Activities" with options like Display Reviewer Notes, Re-assign Owner, Edit Supporting Documents, IRBA Withdraw, Log Private Comment, Log Public Comment, and Edit Email List. A red circle highlights the "History" tab in the sidebar.

The main content area features a flowchart of the review process: Pre-Submission, Department Review, IRB Review, Post Review, and Review Complete. Below the flowchart, a tabbed interface shows the "History" tab selected. The history log is filtered by "Activity" and shows a list of activities performed on the study, including "Acknowledged Review", "Forwarded to Expedited Review", "Selected IRB Committee", "Assigned to Glassboro/CMSRU Board 1", "IRB Administrator Ownership Re-assigned", "Assigned to RouterIRBASTratfordWIRBGlassboro Test", "Study Approved By Department", "Study Submitted for Review", and "Created Study". Each activity entry includes a date and time stamp.

Activity	Author	Activity Date
CM Acknowledged Review	Test, IRBCommitteeMemberGlassboro	5/21/2014 10:58 AM EDT
IRBA Forwarded to Expedited Review	Test, RouterIRBASTratfordWIRBGlassboro	5/21/2014 10:57 AM EDT
IRBA Selected IRB Committee	Test, RouterIRBASTratfordWIRBGlassboro	5/21/2014 10:57 AM EDT
Assigned to Glassboro/CMSRU Board 1		
IRBA IRB Administrator Ownership Re-assigned	Test, RouterIRBASTratfordWIRBGlassboro	5/21/2014 10:57 AM EDT
Assigned to RouterIRBASTratfordWIRBGlassboro Test		
Dept Study Approved By Department	Test, ApproverGlassboro	4/16/2014 9:02 AM EDT
PI Study Submitted for Review	Test, PIGlassboro	4/16/2014 8:59 AM EDT
Created Study	Test, PIGlassboro	3/28/2014 11:03 AM EDT



Responding to Requested Changes

The study team will receive an automated email notification when the study is sent back to them for requested changes.

Within the study workspace, you must click on the **'Reviewer Notes'** tab to see requested changes.

1. Select the **"Click here to respond"** link to respond to these requests.
2. **'Navigate to the smart form application'** and make any needed changes. Remember to save the changes before exiting the application.
3. When you are ready to submit your response navigate back to the study workspace and click the **'Submit Changes'** activity.
4. Paste the requested changes you copied into the text box. Write your response after each requested change, after each request change, detailing the change made or your reason for disputing it. When finished, click the **'OK'** button.

Current State

IRBA REVIEW CLARIFICATIONS REQUIRED

- Edit Study
- Printer Version
- View Differences

My Activities

- Notify Team Members to Agree to Participate
- Submit Changes
- Withdraw
- Edit Email List
- Send Email to Study Team
- Send Email to IRBA
- Request Extension

Study: The Second (Pro2014000061 - Glassboro/CMSRU)

Submission Type:	Research Protocol/Study	Sponsor:	Department Funded
Description:	To assess reading attitudes when given the chance to select reading texts		
Principal Investigator:	PIGlassboro Test Paid Faculty	Study Coordinator:	
Department:	College of Engineering / Glassboro/CMSRU	Review Type:	Exempt
Co-Investigators Who Have Not Accepted:	There are no items to display		Co-Investigators Who Have Declined Participation:
			There are no items to display



Submit Changes

Filter by Type

Type

Reviewer Date Created Date Modified

IRB Staff Change Request

Jump To: 7.0 Study Summary / Protocol Section 1

RouterIRBAStratfordWIRBGlassboro 5/30/2014 5/30/2014
Test 6:51 AM 6:51 AM

The protocol and survey must contain a version date and pagination in a footer on each page of the document.

Request Extension

5/30/2014 6:55 AM

protocol and survey.

IRB Staff Change Request

Jump To: 5.01 Non-RowanSOM Study Locations

Please add the non-Rowan study site where the study will take place. Please upload a letter of approval allowing you to conduct the study at their facility.

Response Required! Click here to respond...

IRB Staff Change Request

Jump To: 7.0 Study Summary / Protocol Section 1

Response Required! Click here to respond...

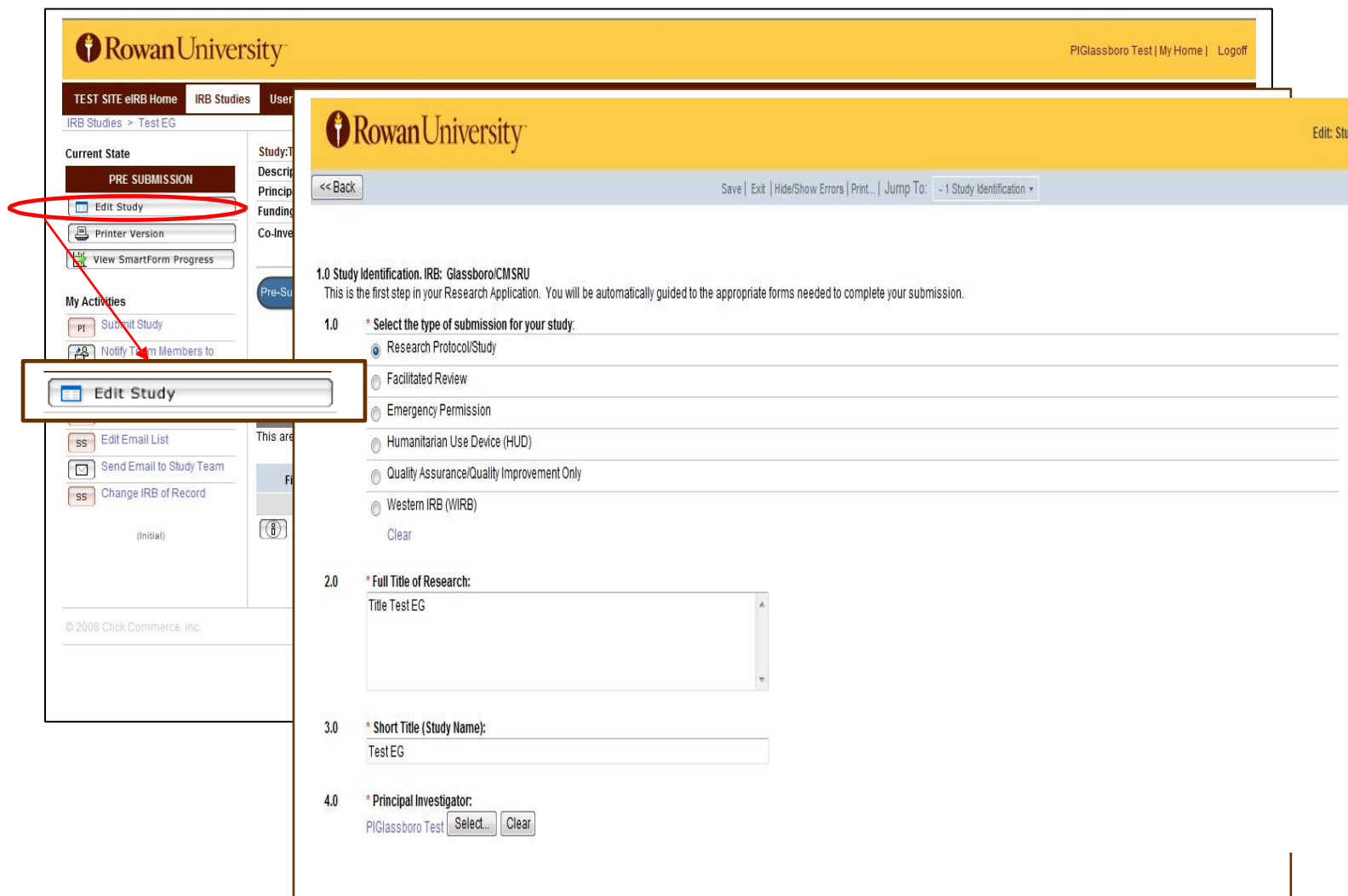
- ! You have 90 days to respond to the requested changes or your study will be automatically withdrawn from the system.**
- If you know that you will need more than 90 days, you may request an extension from the IRB by selecting the **'Request Extension'** activity to call for another 90 days to respond.
- The IRB will receive your request and either approve or deny you another 90 days. You may apply for up to 3 extensions or an additional 270 days to respond.

Edit an Application

A study application may be edited before it is submitted (during Pre Submission) or any time if changes are requested by reviewers or the IRB. The study will appear under the 'My Inbox' tab in all these occasions.

To open a study to make changes

1. From your Personal folder ('My Home'), click on the title of the study you wish to select listed in 'My Inbox'.
2. In the study workspace, click the *Edit Study* button. The first study application screen appears in edit mode.
3. Make any necessary changes and save the study by clicking the *Save* or *Continue* button.



The screenshot displays the Rowan University IRB system interface. The top navigation bar includes 'TEST SITE: eIRB Home', 'IRB Studies', and 'User'. The left sidebar shows the 'Current State' section with a 'PRE SUBMISSION' tab. Under this tab, the 'Edit Study' button is highlighted with a red circle. Below this, the 'My Activities' section lists various actions, including 'Edit Study', which is also highlighted with a red box. A red arrow points from the 'Edit Study' button in the 'PRE SUBMISSION' section to the 'Edit Study' button in the 'My Activities' section. The main content area shows the '1.0 Study Identification' screen, which includes a 'Select the type of submission for your study' dropdown menu with options like 'Research Protocol/Study', 'Facilitated Review', 'Emergency Permission', 'Humanitarian Use Device (HUD)', 'Quality Assurance/Quality Improvement Only', and 'Western IRB (WIRB)'. Other fields include 'Full Title of Research' (Title Test EG), 'Short Title (Study Name)' (Test EG), and 'Principal Investigator' (PIGlassboro Test).



View the Approval Letter and Approved Consent Forms

When your study has been approved by the IRB, you will receive an email notification containing the approval letter. The approval letter will also be posted in the study workspace, and will be available for download at any time.

View the Approval Letter

1. From your Personal (**'My Home'**) folder, select the IRB Studies tab and click on the title of the approved study.
2. In the study workspace, the summary panel will now have an item for Letter of Approval. Click on the **'View'** link to the right.

Study: sstest2 Glassboro (Pro2014000063 - Glassboro/CMSRU)	
Description:	summary
Principal Investigator:	PIGlassboro Test , Paid Faculty
Review Type:	Exempt , Next CR:
Funding Sources:	View AbbVie Inc.
Study Coordinator:	
Letter of Approval:	View
Vulnerable Population Code(s):	Children Prisoners Research Workers
Approval Date:	4/14/2014

Letter of Approval: [View](#)

- 3 The approval letter will open in a new window. You can then print the letter by selecting, **'File, Print'**... from the menu bar.
- 4 The approval letter will also be saved for recordkeeping in the history log under the activity as **'Study: Approved'**. You can view the letter by clicking on this link then **'View Approval Letter'** in next window.



View the Approved Consent Form

1. Access approved consent forms. Once your study has been approved, the consent forms will be accessible from the study workspace under the **'Stamped Documents'** tab. All documents from the approved application will be available under this tab.
 2. The **'Approved Consent Forms section'** will list all of the consent forms approved for use in the consent process. These Word documents will be locked in read-only mode.
-
- ☐ The Clean and Strikethrough Copies of Consent Forms found in the **'Attachments'** tab will contain unstamped versions of the approved consent form. These documents will be editable in MS Word and should be used if there is a future need to amend the consent forms.
 - ☐ The remainder of the **'Stamped Documents'** tab displays any question in the application that allows you to upload a document or file. Use the tab to quickly locate any document in the application.



Submit a Reportable Event for the Study


Reportable events are used to report any of the following to the IRB:

- ☐ Acknowledgement Request
- ☐ Unanticipated Event
- ☐ Data Safety Monitoring Report
- ☐ Protocol Deviation

Create a New Reportable Event

1. In the approved **'Study's Workspace'**, click the **'New Reportable Event'**, button to start the application for a new reportable event.
2. Complete the first page of the application and select the **'type of reportable event'**.
3. Click the **'Continue'** button and complete the rest of the application. TIP: If this reportable event requires you to also submit an amendment to the study, click the **'Create Related Modification'** activity in the reportable event workspace.
4. A member of the study staff must submit the reportable event to the IRB using the **'Submit'** to IRB activity.


Click on [New Modification](#) for proposed changes, amendments, study modifications, and paper file conversions.

 New Modification

Click on [New Continuing Review](#) for Study Continuations and Final Reports (study closures)

 New Continuing Review

Click on [New Reportable Event](#) for Unanticipated Problems, Adverse Events, Protocol Deviations, DSMB reports and Acknowledgement Requests

 New Reportable Event



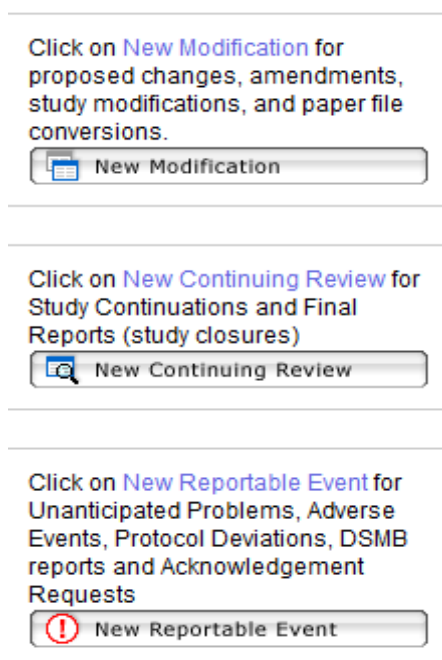
Submit a Modification to the Study

When you need to make a change to an approved study, you must submit a modification to the IRB for approval. When making changes, the approved study application is the working document and all required changes must be made in the Modified Study, which is a copy of the approved study.

When the IRB approves the modification, the Modified Study becomes the approved version of the study. All previously approved versions of the study are stored in the system for record keeping and audit purposes in the **'History'** folder.

Create a New Modification

1. In the approved study's workspace, click the **'New Modification'** button on the left navigation pane to start the application for a new modification. Complete the first page and click the **'Continue'** button.



! NOTE: The eIRB system only allows one modification to be in process at a time. All Modifications must be approved, rejected, or withdrawn before a new one is created.

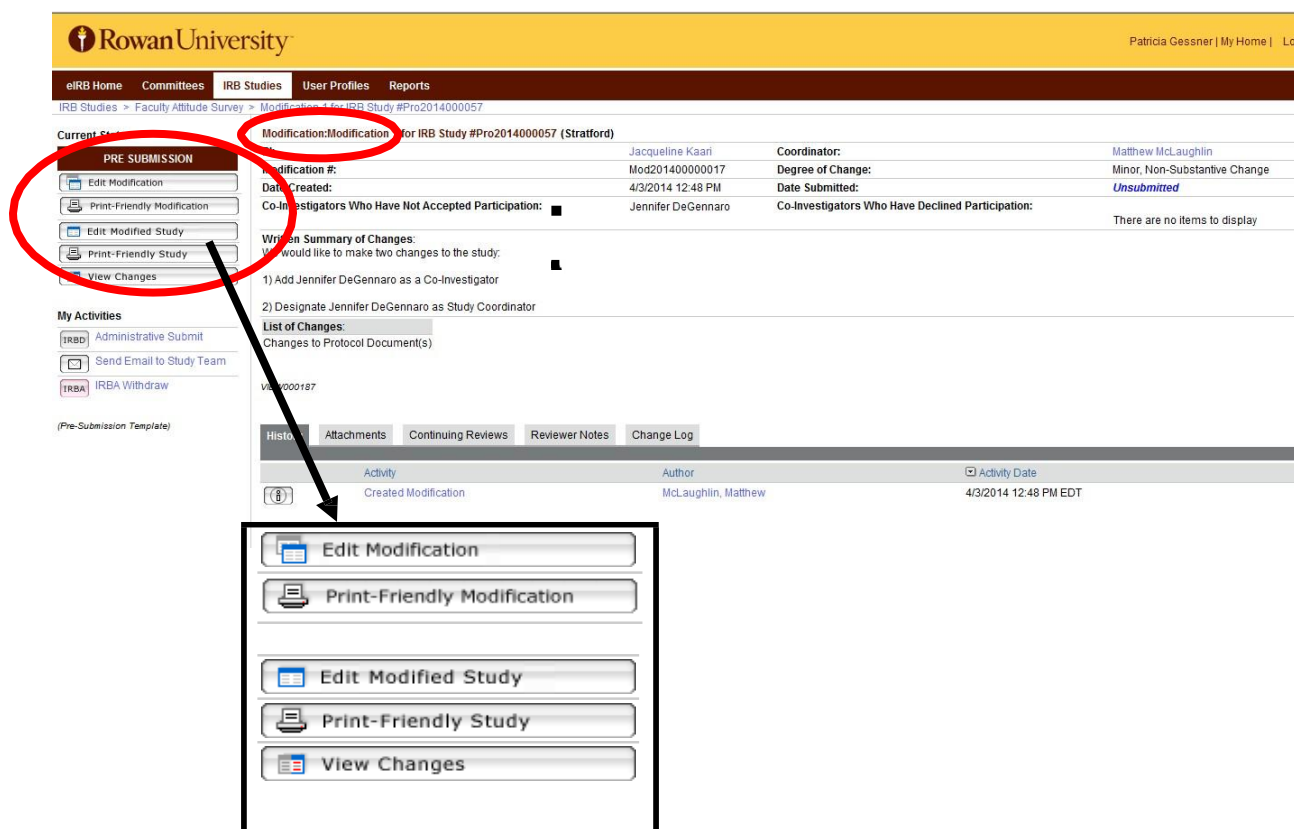
2. Provide justification for any changes that need to be made in the study application.
3. When finished explaining the changes, **'save'** and **'exit'** to the **'Modification Workspace'**.
4. All changes to the study **MUST** be made in the **'modified study'**.

Edit the Modified Study

1. In the **'Modification Workspace'**, click the **'Edit Modified Study'** button to open the study smart forms.

! Note this is a copy of the approved study that can be used to make your changes.

2. Make all the changes you detailed in the modification application.
3. To return to the modification workspace, click the **'Exit'** button.



The screenshot displays the Rowan University eIRB system interface. The top navigation bar includes links for eIRB Home, Committees, IRB Studies, User Profiles, and Reports. The main content area shows the 'Modification Workspace' for IRB Study #Pro2014000057 (Stratford). A red circle highlights the 'Edit Modified Study' button in the left sidebar. An arrow points from this button to a callout box containing a list of buttons: 'Edit Modification', 'Print-Friendly Modification', 'Edit Modified Study', 'Print-Friendly Study', and 'View Changes'. The main workspace displays details for the modification, including the modification number, date created, and a list of changes.

You can also **'Edit the Modification'** in this workspace. **'Printer Friendly'** views of both the Modification and the Modified Study allow you to print and view in their entirety. The **'View Changes'**, button opens a window showing changes made to the original submission.



Submit a Continuing Review for the Study

! An email notification will be sent to the Principal Investigator and Study Coordinator 60 days prior to the Continuing Review due-date to the IRB.

A second reminder email notification will be sent 30 days prior to the Continuing Review due-date to the IRB if the Continuing Review has not yet been completed.

You should begin preparing an application for continuing review before your IRB approval ends. If the study is currently approved in the paper system, you must complete an Amendment before submitting a continuing review in the eIRB system.

Create a New Continuing Review

In the approved study's workspace, click the **'New Continuing Review'** button to start the application for a continuing review.

1. Complete the first page of the application and select the status of the study (**Continuing Review or Final Report**).
2. Click the **'Continue'** button and complete the rest of the application.
3. When the continuing review is complete, any member of the study team may submit the continuing review to the IRB using the **'Submit to'** IRB activity.



Frequently Asked Questions

Visit the eIRB Home Page for answers to frequently asked questions.

Rowan University

Patricia Gessner | My Home | Logoff

TEST SITE eIRB Home Committees IRB Studies User Profiles Reports

TEST SITE eIRB Home > Frequently Asked Questions

Departmental Approvers
System Requirements
Institutional Review Board
Related Links
Frequently Asked Questions
Contact Us

Frequently Asked Questions

eIRB Personal Account Questions
How can I obtain my eIRB username and/or password?
What can I do if I forget my password?
I do not work at RowanSOM. How do I get an ID so I can use the eIRB system?

eIRB Basic Terminology
What is a Project?
What is a Workspace?
What is an Activity?
What is a Form?
What is a State?
What is a Continuing Review?
What is a Reportable Event?
What does it mean when my project is in the "Presubmission" state?

Navigating the eIRB System
The protocol disappeared - why can I no longer see it?
How do I figure out the status of my project?
I received an email that I needed to do something, but when I log in nothing is there.
Why am I receiving a "-1" error message?

Performing Actions in the eIRB System
How do I add study team members not in the pick list?
How do I withdraw my Protocol/Continuing Review/Modification?
How do I make and submit changes?
How do I create a Renewal or Final Report/Study Closure?
How do I create a Protocol Deviation or Reportable Event?
How do I submit my project for review?

Questions Regarding Consent Forms and Attachments
I need to edit an approved consent form, but it's locked.
Why are the approved consent forms locked?
I can edit parts of the form but have a problem attaching documents.
I receive a "The page cannot be found" error when trying to open an attachment.
Where can I find consent form templates and other university forms?

Other



Roles and Abbreviations:

Study Staff (SS): All individuals involved in research processes under a proposed or approved research study for which a Rowan University IRB is the IRB of record are considered “study staff.” These personnel may include individuals who will have responsibility for the consent process, interactions or interventions with subjects, data collection, data analysis etc., or those who will have access to identifiable private information for research purposes.

Principal Investigator (PI): A principal investigator is the individual who assumes full responsibility for a research project, including the supervision of any co-investigators, research assistants, house staff and students. The Institutional Review Board only recognizes one principal investigator per human subjects research study.

Co-Investigator (SS): Co-Investigators are individuals involved with the PI in the scientific development or execution of a project. A co-investigator typically devotes a specified percentage of time to the project and is considered “key personnel.”

Study Coordinator (SS): An individual who organizes and coordinates the study and study documentation under the supervision and direction of a PI.

Dept Approvers (Dept): Department/ Division Approvers are the primary and secondary individuals within each department who have signatory authority for a department/division.

The primary person is generally a Department Chair. The secondary person may be someone who has been designated by the Department Chair or Division Chief. The corresponding school Research Dean may also act as the signatory authority.



Contact Us

RowanSOM

Office of the Institutional Review Board

University Education Center

40 E. Laurel Rd., Room 1106A

Stratford, NJ 08084

Tel: (856) 566-2712

Fax: (856) 566-7195

Website: <http://www.rowan.edu/som/hsp/index.html>

Rowan University

Office of Research Compliance/IRB Office

James Hall, 3rd Floor, Room 3123

Glassboro, NJ 08028

Tel: (856) 256-4058

Website: <http://www.rowan.edu/som/hsp/index.html>