

Oracle® Financials and Oracle Procurement

Functional Upgrade Guide: Release 11*i* to Release 12

Release 12

Part No. B31543-01

December 2006

Copyright © 2006, Oracle. All rights reserved.

Primary Author: Ayse Aba, Victoria Anderson, Amy Andrews, Cynthia Mundis Bilbie, Nigel Chapman, Ed Cheng, Tina Cook, Ravi Dasani, Desh Deepak, Jeff Glanville, Rajnikanth.Gopalan, David Haimes, Matthew Halliday, Theresa Hickman, Shekhar Jadhav, Priya Junnarkar, Chang Kawamoto, Archana Khare, Vijay Kartik, Craig Kupras, Kandaswamy Lakshminarayan, Jorge Larre, Julianna Litwin, Hilary McClure, Sundarraman Narayanan, Angie Ni, Mark Peachey, Ivan Pena, Kristin Penaskovic, Mara Prieto, Pamela Rietz, Lauren Scott, Roberto Silva, Bidisha Silveira, Ljiljana Sinjeri, Rain Tsui, Somasundar Viswapathy, Yadunath Vyloor, Anne Wong, and Amy Yang

The Programs (which include both the software and documentation) contain proprietary information; they are provided under a license agreement containing restrictions on use and disclosure and are also protected by copyright, patent, and other intellectual and industrial property laws. Reverse engineering, disassembly, or decompilation of the Programs, except to the extent required to obtain interoperability with other independently created software or as specified by law, is prohibited.

The information contained in this document is subject to change without notice. If you find any problems in the documentation, please report them to us in writing. This document is not warranted to be error-free. Except as may be expressly permitted in your license agreement for these Programs, no part of these Programs may be reproduced or transmitted in any form or by any means, electronic or mechanical, for any purpose.

If the Programs are delivered to the United States Government or anyone licensing or using the Programs on behalf of the United States Government, the following notice is applicable:

U.S. GOVERNMENT RIGHTS

Programs, software, databases, and related documentation and technical data delivered to U.S. Government customers are "commercial computer software" or "commercial technical data" pursuant to the applicable Federal Acquisition Regulation and agency-specific supplemental regulations. As such, use, duplication, disclosure, modification, and adaptation of the Programs, including documentation and technical data, shall be subject to the licensing restrictions set forth in the applicable Oracle license agreement, and, to the extent applicable, the additional rights set forth in FAR 52.227-19, Commercial Computer Software--Restricted Rights (June 1987). Oracle Corporation, 500 Oracle Parkway, Redwood City, CA 94065.

The Programs are not intended for use in any nuclear, aviation, mass transit, medical, or other inherently dangerous applications. It shall be the licensee's responsibility to take all appropriate fail-safe, backup, redundancy and other measures to ensure the safe use of such applications if the Programs are used for such purposes, and we disclaim liability for any damages caused by such use of the Programs.

The Programs may provide links to Web sites and access to content, products, and services from third parties. Oracle is not responsible for the availability of, or any content provided on, third-party Web sites. You bear all risks associated with the use of such content. If you choose to purchase any products or services from a third party, the relationship is directly between you and the third party. Oracle is not responsible for: (a) the quality of third-party products or services; or (b) fulfilling any of the terms of the agreement with the third party, including delivery of products or services and warranty obligations related to purchased products or services. Oracle is not responsible for any loss or damage of any sort that you may incur from dealing with any third party.

Oracle, JD Edwards, PeopleSoft, and Siebel are registered trademarks of Oracle Corporation and/or its affiliates. Other names may be trademarks of their respective owners.

Contents

Send Us Your Comments

Preface

1 Oracle Assets

Overview.....	1-1
Subledger Accounting Architecture.....	1-1
Invoice Distributions from Oracle Payables.....	1-3
Global Descriptive Flexfield Migration for Greece.....	1-4

2 Oracle Cash Management

Details.....	2-1
--------------	-----

3 Oracle E-Business Tax

Overview.....	3-1
Migration Naming Convention.....	3-3
Data Ownership of Upgraded Data.....	3-5
Location-Based Tax Upgrade.....	3-6
Defaulting Hierarchy.....	3-6
Tax Groups with Conditions, Constraints and Exceptions.....	3-6
Upgrade of Tax Recovery.....	3-7
Tax Overrides.....	3-7
Party Tax Information.....	3-7
Tax Registrations.....	3-8
Tax Exemptions.....	3-8
Tax Transaction Upgrade	3-9

Seeded Formula for Standard Taxable Basis and Tax Calculation.....	3-9
Receivables Tax Calculation Flag on Transaction Types (Changed Usage).....	3-9
Different Credit Percentages for Tax and Line for Receivables Credit Transactions.....	3-10
Global Descriptive Flexfield Migration Changes.....	3-11
Tax Profile Upgrade.....	3-25
4 Oracle Financials Common Country Features	
Details.....	4-1
5 Oracle Financials for the Americas	
Details.....	5-1
6 Oracle Financials for Asia/Pacific	
Details.....	6-1
7 Oracle Financials Common Modules	
Overview.....	7-1
Advanced Global Intercompany System.....	7-1
Payables and Receivables Netting.....	7-4
8 Oracle Financials for Europe	
Overview.....	8-1
EMEA VAT Reporting.....	8-1
Format Mapping.....	8-6
9 Oracle Financials for India	
Replacement of the Descriptive-Flexfield-Based Approach.....	9-1
10 Oracle General Ledger	
Changes in Terminology.....	10-1
Accounting Setup.....	10-2
Sets-of-Books Changes.....	10-4
Multiple Reporting Currency Changes.....	10-7
Global Accounting Engine Integration.....	10-14
Period Rates.....	10-15
Revaluation.....	10-16
Statistical Report-Level Currency for Financial Statement Generator Reports.....	10-17

11 Oracle Global Accounting Engine	
Overview.....	11-1
Replacement of Global Accounting Engine Features.....	11-1
Replacement of Country-Specific Features.....	11-3
12 Oracle Internet Expenses	
Overview.....	12-1
Itemization	12-1
Integration with Oracle Payments.....	12-2
Global Per Diem and Mileage.....	12-2
Expense Allocations.....	12-3
Expense Report Export (Invoice Creation).....	12-3
Integration with Oracle E-Business Tax.....	12-4
Obsolete Functionality.....	12-4
13 Oracle iProcurement	
Overview.....	13-1
Catalog Agreement Management.....	13-1
Content Security.....	13-2
14 Oracle iSupplier Portal	
Overview.....	14-1
Suppliers in Trading Community Architecture.....	14-1
Supplier Address Change Requests.....	14-4
Supplier Contact Change Requests.....	14-5
Supplier Bank Account Change Requests	14-6
Multiple Organizations Access Control Impact on Supplier Management Group.....	14-6
15 Oracle Legal Entity Configurator	
Overview.....	15-1
Legal Entity Data Migration.....	15-1
Legal Associations.....	15-2
GRE/Legal Entity, Operating Unit, and Inventory Organization.....	15-2
Stamping of Legal Entities on Transactions.....	15-5
16 Oracle Loans	
Details.....	16-1

17 Oracle Payables

- Overview..... 17-1
- Suppliers Added to Trading Community Architecture..... 17-2
- Invoice Lines..... 17-3
- Centralized Banks and Bank Account Definitions in Oracle Cash Management..... 17-4
- Document Sequencing of Payments..... 17-4
- Integration with Oracle Payments for Funds Disbursement..... 17-5
- Payment Configuration Controlled by Global Descriptive Flexfields..... 17-14
- Integration with Oracle Subledger Accounting..... 17-22
- Integration with Oracle E-Business Tax..... 17-26
- Multiple Organizations Access Control..... 17-27

18 Oracle Payments

- Overview..... 18-1
- Advanced and Highly Configurable Formatting and Validations Framework..... 18-1
- Secure Payment Data Repository..... 18-3
- Improved Electronic Transmission Capability..... 18-4
- Oracle Payables Impact..... 18-5
- Oracle Receivables Impact..... 18-10
- Oracle iPayment Impact..... 18-13

19 Oracle Public Sector Financials

- Overview..... 19-1
- Integration with Subledger Accounting..... 19-1

20 Oracle Purchasing

- Details..... 20-1

21 Oracle Sourcing

- Details..... 21-1

22 Oracle Receivables

- Integration with Oracle E-Business Tax..... 22-1
- Integration with Oracle Subledger Accounting..... 22-2
- Integration with Oracle Payments for Funds Capture..... 22-4
- Integration with Oracle Payables for Refunds..... 22-6
- Balance-Forward Billing..... 22-6
- Late Charge Enhancements..... 22-7

AP/AR Netting.....	22-8
Obsolescence and Replacement of Features.....	22-8
23 Oracle Subledger Accounting	
Overview.....	23-1
Using Oracle Subledger Accounting Out of the Box.....	23-1
Using Oracle Subledger Accounting with Oracle E-Business Suite Subledgers.....	23-1
Using the Oracle Financial Services Accounting Hub.....	23-2
Upgrade Modes for Oracle Subledgers.....	23-2
Subledger Accounting Postupgrade Process.....	23-3
24 Oracle Trading Community Architecture	
Details.....	24-1
25 Oracle Treasury	
Overview.....	25-1
Bank Account Migration to Cash Management.....	25-1
Bank Account Balance Migration to Cash Management.....	25-2
26 Oracle U.S. Federal Financials	
Overview.....	26-1
Integration with Subledger Accounting.....	26-1
Implementation of AR/AP Netting.....	26-2
Summary Schedules and Consolidated Files	26-2
A Profile Options	
Advanced Collections.....	A-2
Assets.....	A-2
Bill Presentment Architecture.....	A-3
Cash Management.....	A-3
E-Business Tax.....	A-4
Financials Common Modules.....	A-7
Financials for Europe.....	A-8
Financials for the Americas.....	A-10
General Ledger.....	A-11
Golden Tax Adaptor.....	A-14
Internal Controls Manager.....	A-15
Internet Expenses.....	A-16
iProcurement.....	A-17

iReceivables.....	A-20
iSupplier Portal.....	A-21
Legal Entity Configurator.....	A-21
Multiple Organizations Access Control.....	A-22
Payables.....	A-22
Public Sector Financials.....	A-23
Purchasing.....	A-25
Receivables.....	A-25
Sourcing.....	A-26
Subledger Accounting.....	A-26
Trading Community Architecture.....	A-29
U.S. Federal Financials.....	A-32

B Global Descriptive Flexfield Migration

Financials for Asia/Pacific.....	B-1
Financials for Europe.....	B-8
Financials for the Americas.....	B-57

Index

Send Us Your Comments

Oracle Financials and Oracle Procurement Functional Upgrade Guide: Release 11i to Release 12, Release 12

Part No. B31543-01

Oracle welcomes customers' comments and suggestions on the quality and usefulness of this document. Your feedback is important, and helps us to best meet your needs as a user of our products. For example:

- Are the implementation steps correct and complete?
- Did you understand the context of the procedures?
- Did you find any errors in the information?
- Does the structure of the information help you with your tasks?
- Do you need different information or graphics? If so, where, and in what format?
- Are the examples correct? Do you need more examples?

If you find any errors or have any other suggestions for improvement, then please tell us your name, the name of the company who has licensed our products, the title and part number of the documentation and the chapter, section, and page number (if available).

Note: Before sending us your comments, you might like to check that you have the latest version of the document and if any concerns are already addressed. To do this, access the new Applications Release Online Documentation CD available on Oracle MetaLink and www.oracle.com. It contains the most current Documentation Library plus all documents revised or released recently.

Send your comments to us using the electronic mail address: appsdoc_us@oracle.com

Please give your name, address, electronic mail address, and telephone number (optional).

If you need assistance with Oracle software, then please contact your support representative or Oracle Support Services.

If you require training or instruction in using Oracle software, then please contact your Oracle local office and inquire about our Oracle University offerings. A list of Oracle offices is available on our Web site at www.oracle.com.

Preface

Intended Audience

Welcome to Release 12 of the *Oracle Financials and Oracle Procurement Functional Upgrade Guide: Release 11i to Release 12*.

This guide assumes you have a working knowledge of the following:

- The principles and customary practices of your business area.
- Computer desktop application usage and terminology

If you have never used Oracle Applications, we suggest you attend one or more of the Oracle Applications training classes available through Oracle University.

See Related Information Sources on page xiii for more Oracle Applications product information.

TTY Access to Oracle Support Services

Oracle provides dedicated Text Telephone (TTY) access to Oracle Support Services within the United States of America 24 hours a day, seven days a week. For TTY support, call 800.446.2398.

Documentation Accessibility

Our goal is to make Oracle products, services, and supporting documentation accessible, with good usability, to the disabled community. To that end, our documentation includes features that make information available to users of assistive technology. This documentation is available in HTML format, and contains markup to facilitate access by the disabled community. Accessibility standards will continue to evolve over time, and Oracle is actively engaged with other market-leading technology vendors to address technical obstacles so that our documentation can be accessible to all

of our customers. For more information, visit the Oracle Accessibility Program Web site at <http://www.oracle.com/accessibility/>.

Accessibility of Code Examples in Documentation

Screen readers may not always correctly read the code examples in this document. The conventions for writing code require that closing braces should appear on an otherwise empty line; however, some screen readers may not always read a line of text that consists solely of a bracket or brace.

Accessibility of Links to External Web Sites in Documentation

This documentation may contain links to Web sites of other companies or organizations that Oracle does not own or control. Oracle neither evaluates nor makes any representations regarding the accessibility of these Web sites.

Structure

- 1 Oracle Assets**
- 2 Oracle Cash Management**
- 3 Oracle E-Business Tax**
- 4 Oracle Financials Common Country Features**
- 5 Oracle Financials for the Americas**
- 6 Oracle Financials for Asia/Pacific**
- 7 Oracle Financials Common Modules**
- 8 Oracle Financials for Europe**
- 9 Oracle Financials for India**
- 10 Oracle General Ledger**
- 11 Oracle Global Accounting Engine**
- 12 Oracle Internet Expenses**
- 13 Oracle iProcurement**
- 14 Oracle iSupplier Portal**
- 15 Oracle Legal Entity Configurator**
- 16 Oracle Loans**
- 17 Oracle Payables**
- 18 Oracle Payments**
- 19 Oracle Public Sector Financials**
- 20 Oracle Purchasing**
- 21 Oracle Sourcing**
- 22 Oracle Receivables**
- 23 Oracle Subledger Accounting**
- 24 Oracle Trading Community Architecture**
- 25 Oracle Treasury**
- 26 Oracle U.S. Federal Financials**
- A Profile Options**
- B Global Descriptive Flexfield Migration**

Related Information Sources

This document is included on the Oracle Applications Document Library, which is supplied in the Release 12 DVD Pack. You can download soft-copy documentation as PDF files from the Oracle Technology Network at <http://otn.oracle.com/documentation>, or you can purchase hard-copy documentation from the Oracle Store at <http://oraclestore.oracle.com>. The Oracle E-Business Suite Documentation Library Release 12 contains the latest information, including any documents that have changed significantly between releases. If substantial changes to this book are necessary, a revised version will be made available on the online documentation CD on Oracle *MetaLink*.

If this guide refers you to other Oracle Applications documentation, use only the Release 12 versions of those guides.

For a full list of documentation resources for Oracle Applications Release 12, see Oracle Applications Documentation Resources, Release 12, Oracle *MetaLink* Document 394692.1.

Online Documentation

All Oracle Applications documentation is available online (HTML or PDF).

- **PDF** - PDF documentation is available for download from the Oracle Technology Network at <http://otn.oracle.com/documentation>.
- **Online Help** - Online help patches (HTML) are available on Oracle *MetaLink*.
- **Oracle MetaLink Knowledge Browser** - The Oracle *MetaLink* Knowledge Browser lets you browse the knowledge base, from a single product page, to find all documents for that product area. Use the Knowledge Browser to search for release-specific information, such as FAQs, recent patches, alerts, white papers, troubleshooting tips, and other archived documents.
- **Oracle eBusiness Suite Electronic Technical Reference Manuals** - Each Electronic Technical Reference Manual (eTRM) contains database diagrams and a detailed description of database tables, forms, reports, and programs for a specific Oracle Applications product. This information helps you convert data from your existing applications and integrate Oracle Applications data with non-Oracle applications, and write custom reports for Oracle Applications products. Oracle eTRM is available on Oracle *MetaLink*.

Related Guides

You should have the following related books on hand. Depending on the requirements of your particular installation, you may also need additional manuals or guides.

Oracle Applications Installation Guide: Using Rapid Install:

This book is intended for use by anyone who is responsible for installing or upgrading

Oracle Applications. It provides instructions for running Rapid Install either to carry out a fresh installation of Oracle Applications Release 12, or as part of an upgrade from Release 11i to Release 12. The book also describes the steps needed to install the technology stack components only, for the special situations where this is applicable.

Oracle Applications Upgrade Guide: Release 11i to Release 12:

This guide provides information for DBAs and Applications Specialists who are responsible for upgrading a Release 11i Oracle Applications system (techstack and products) to Release 12. In addition to information about applying the upgrade driver, it outlines preupgrade steps and postupgrade steps, and provides descriptions of product-specific functional changes and suggestions for verifying the upgrade and reducing downtime.

Oracle Applications Patching Procedures:

This guide describes how to patch the Oracle Applications file system and database using AutoPatch, and how to use other patching-related tools like AD Merge Patch, OAM Patch Wizard, and OAM Registered Flagged Files. Describes patch types and structure, and outlines some of the most commonly used patching procedures. Part of Maintaining Oracle Applications, a three-book set that also includes Oracle Applications Maintenance Utilities and Oracle Applications Maintenance Procedures.

Oracle Applications Maintenance Utilities:

This guide describes how to run utilities, such as AD Administration and AD Controller, used to maintain the Oracle Applications file system and database. Outlines the actions performed by these utilities, such as monitoring parallel processes, generating Applications files, and maintaining Applications database entities. Part of Maintaining Oracle Applications, a three-book set that also includes Oracle Applications Patching Procedures and Oracle Applications Maintenance Procedures.

Oracle Applications Maintenance Procedures:

This guide describes how to use AD maintenance utilities to complete tasks such as compiling invalid objects, managing parallel processing jobs, and maintaining snapshot information. Part of Maintaining Oracle Applications, a three-book set that also includes Oracle Applications Patching Procedures and Oracle Applications Maintenance Utilities.

Oracle Applications Concepts:

This book is intended for all those planning to deploy Oracle E-Business Suite Release 12, or contemplating significant changes to a configuration. After describing the Oracle Applications architecture and technology stack, it focuses on strategic topics, giving a broad outline of the actions needed to achieve a particular goal, plus the installation and configuration choices that may be available.

Oracle Advanced Global Intercompany System User's Guide:

This guide describes the self service application pages available for Intercompany users. It includes information on setting up intercompany, entering intercompany transactions, importing transactions from external sources and generating reports.

Oracle Advanced Collections User Guide:

This guide describes how to use the features of Oracle Advanced Collections to manage your collections activities. It describes how collections agents and managers can use Oracle Advanced Collections to identify delinquent customers, review payment history and aging data, process payments, use strategies and dunning plans to automate the collections process, manage work assignments, and handle later-stage delinquencies.

Oracle Advanced Collections Implementation Guide:

This guide describes how to configure Oracle Advanced Collections and its integrated products. It contains the steps required to set up and verify your implementation of Oracle Advanced Collections.

Oracle Applications Multiple Organizations Implementation Guide:

This guide describes the multiple organizations concepts in Oracle Applications. It describes in detail on setting up and working effectively with multiple organizations in Oracle Applications.

Oracle Assets User Guide:

This guide provides you with information on how to implement and use Oracle Assets. Use this guide to understand the implementation steps required for application use, including defining depreciation books, depreciation method, and asset categories. It also contains information on setting up assets in the system, maintaining assets, retiring and reinstating assets, depreciation, group depreciation, accounting and tax accounting, budgeting, online inquiries, impairment processing, and Oracle Assets reporting. The guide explains using Oracle Assets with Multiple Reporting Currencies (MRC). This guide also includes a comprehensive list of profile options that you can set to customize application behavior.

Oracle Balanced Scorecard User Guide:

This guide describes how to use Oracle Balanced Scorecard to manage performance. It contains information on how to use scorecard views and objective reports.

Oracle Balanced Scorecard Administrator Guide:

This guide describes how to set up and administer Oracle Balanced Scorecard and scorecard systems. For scorecard designers, this guide explains how to design and prototype scorecards and measures. It also explains how to move scorecards into production. For administrators, this guide explains how to generate the database schema; load data; manage user and scorecard security; and migrate scorecards to other instances.

Oracle Balanced Scorecard Install Guide:

This guide describes how to how to install the Balanced Scorecard Architect components.

Oracle Bill Presentment Architecture User Guide:

This guide provides you information on using Oracle Bill Presentment Architecture. Consult this guide to create and customize billing templates, assign a template to a rule

and submit print requests. This guide also provides detailed information on page references, seeded content items and template assignment attributes.

Oracle Cash Management User Guide:

This guide describes how to use Oracle Cash Management to clear your receipts, as well as reconcile bank statements with your outstanding balances and transactions. This manual also explains how to effectively manage and control your cash cycle. It provides comprehensive bank reconciliation and flexible cash forecasting.

Oracle Credit Management User Guide:

This guide provides you with information on how to use Oracle Credit Management. This guide includes implementation steps, such as how to set up credit policies, as well as details on how to use the credit review process to derive credit recommendations that comply with your credit policies. This guide also includes detailed information about the public application programming interfaces (APIs) that you can use to extend Oracle Credit Management functionality.

Oracle Customers Online User Guide:

This guide describes how to use Oracle Customers Online to view, create, and maintain your customer information. Oracle Customers Online is based on Oracle Trading Community Architecture data model and functionality, and is also part of the Oracle Customer Data Management product family.

Oracle Customers Online Implementation Guide:

This guide describes how to implement Oracle Customers Online.

Oracle Daily Business Intelligence Implementation Guide:

This guide describes how to implement Oracle Daily Business Intelligence, including information on how to create custom dashboards, reports, and key performance indicators.

Oracle Daily Business Intelligence User Guide:

This guide describes how to use the preseeded Daily Business Intelligence dashboards, reports, and key performance indicators.

Oracle Data Librarian User Guide:

This guide describes how to use Oracle Data Librarian to establish and maintain the quality of the Trading Community Architecture Registry, focusing on consolidation, cleanliness, and completeness. Oracle Customer Data Librarian has all of the features in Oracle Customers Online, and is also part of the Oracle Customer Data Management product family.

Oracle Data Librarian Implementation Guide:

This guide describes how to implement Oracle Data Librarian. As part of implementing Data Librarian, you must also complete all the implementation steps for Oracle Customers Online.

Oracle E-Business Tax User Guide:

This guide describes the entire process of setting up and maintaining tax configuration data, as well as applying tax data to the transaction line. It describes the entire regime-to-rate setup flow of tax regimes, taxes, statuses, rates, recovery rates, tax jurisdictions, and tax rules. It also describes setting up and maintaining tax reporting codes, fiscal classifications, tax profiles, tax registrations, configuration options, and third party service provider subscriptions. You also use this manual to maintain migrated tax data for use with E-Business Tax.

Oracle E-Business Tax Implementation Guide:

This guide provides a conceptual overview of the E-Business Tax tax engine, and describes the prerequisite implementation steps to complete in other applications in order to set up and use E-Business Tax. The guide also includes extensive examples of setting up country-specific tax requirements.

Oracle E-Business Tax Reporting Guide:

This guide explains how to run all tax reports that make use of the E-Business Tax data extract. This includes the Tax Reporting Ledger and other core tax reports, country-specific VAT reports, and Latin Tax Engine reports.

Oracle E-Business Tax: Vertex Q-Series and Taxware Sales/Use Tax System Implementation Guide

This guide explains how to setup and use the services of third party tax service providers for US Sales and Use tax. The tax service providers are Vertex Q-Series and Taxware Sales/Use Tax System. When implemented, the Oracle E-Business Tax service subscription calls one of these tax service providers to return a tax rate or amount whenever US Sales and Use tax is calculated by the Oracle E-Business Tax tax engine. This guide provides setup steps, information about day-to-day business processes, and a technical reference section.

Oracle Embedded Data Warehouse User Guide:

This guide describes how to use Embedded Data Warehouse reports and workbooks to analyze performance.

Oracle Embedded Data Warehouse Implementation Guide:

This guide describes how to implement Embedded Data Warehouse, including how to set up the intelligence areas.

Oracle Embedded Data Warehouse Install Guide:

This guide describes how to install Embedded Data Warehouse, including how to create database links and create the end user layer (EUL).

Oracle Enterprise Performance Foundation User's Guide:

This guide describes Oracle Enterprise Performance Foundation, an open and shared repository of data and business rules that provides the framework for all of the applications in the Corporate Performance Management set of products. It describes the product features that allow you to manage repository metadata and enable you to generate management reports and perform analyses.

Oracle Enterprise Planning and Budgeting User's Guide:

This guide describes Enterprise Planning and Budgeting, which is an enterprise application that provides rich functionality to control the business processes of planning, budgeting, and forecasting. Enterprise Planning and Budgeting is deployed as a Web based solution using the power of Oracle relational technology to deliver scalable, multi-dimensional analysis and monitoring.

Oracle Financial Consolidation Hub User Guide:

This guide describes how to set up, maintain, and troubleshoot Oracle Financial Consolidation Hub. It describes setting up entities, categories, consolidation methods, consolidation rules, intercompany rules, calendar maps, translation, consolidation hierarchies, analytical reporting, and the Excel add-in. The guide also includes chapters on submitting data, running consolidations, accounting for acquisitions and disposals, integrating with Internal Controls Manager and WebADI spreadsheets.

Oracle Financial Services Reference Guide:

This guide provides reference material for Oracle Financial Services applications in Release 12, such as Oracle Transfer Pricing, and includes technical details about application use as well as general concepts, equations, and calculations.

Oracle Financial Services Implementation Guide:

This guide describes how to set up Oracle Financial Services applications in Release 12.

Oracle Financial Services Reporting Administration Guide:

This guide describes the reporting architecture of Oracle Financial Services applications in Release 12, and provides information on how to view these reports.

Oracle Financials Concepts Guide:

This guide describes the fundamental concepts of Oracle Financials. The guide is intended to introduce readers to the concepts used in the applications, and help them compare their real world business, organization, and processes to those used in the applications.

Oracle Financials Country-Specific Installation Supplement:

This guide provides general country information, such as responsibilities and report security groups, as well as any post-install steps required by some countries.

Oracle Financials for the Americas User Guide:

This guide describes functionality developed to meet specific business practices in countries belonging to the Americas region. Consult this user guide along with your financial product user guides to effectively use Oracle Financials in your country.

Oracle Financials for Asia/Pacific User Guide:

This guide describes functionality developed to meet specific business practices in countries belonging to the Asia/Pacific region. Consult this user guide along with your financial product user guides to effectively use Oracle Financials in your country.

Oracle Financials for Europe User Guide:

This guide describes functionality developed to meet specific business practices in countries belonging to the European region. Consult this user guide along with your financial product user guides to effectively use Oracle Financials in your country.

Oracle Financials for India User Guide:

This guide provides information on how to use Oracle Financials for India. Use this guide to learn how to create and maintain setup related to India taxes, defaulting and calculation of taxes on transactions. This guide also includes information about accounting and reporting of taxes related to India.

Oracle Financials for India Implementation Guide:

This guide provides information on how to implement Oracle Financials for India. Use this guide to understand the implementation steps required for application use, including how to set up taxes, tax defaulting hierarchies, set up different tax regimes, organization and transactions.

Oracle Financials Implementation Guide:

This guide provides information on how to implement the common financial components across the Oracle Financials E-Business Suite. It guides you through setting up your organizations, including legal entities, and their accounting, using the Accounting Setup Manager. It covers intercompany accounting and sequencing of accounting entries, and it provides examples.

Oracle Financials RXi Reports Administration Tool User Guide:

This guide describes how to use the RXi reports administration tool to design the content and layout of RXi reports. RXi reports let you order, edit, and present report information to better meet your company's reporting needs.

Oracle General Ledger Implementation Guide:

This guide provides information on how to implement Oracle General Ledger. Use this guide to understand the implementation steps required for application use, including how to set up Accounting Flexfields, Accounts, and Calendars.

Oracle General Ledger Reference Guide

This guide provides detailed information about setting up General Ledger Profile Options and Applications Desktop Integrator (ADI) Profile Options.

Oracle General Ledger User's Guide:

This guide provides information on how to use Oracle General Ledger. Use this guide to learn how to enter and post journals, create budgets, perform online account inquiries, and create and submit financial reports.

Oracle Incentive Compensation Implementation Guide:

This guide provides Compensation Administrators with guidance during implementation of Oracle Incentive Compensation. The procedures are presented in the recommended order that they should be performed for successful implementation.

Appendixes are included that describe system profiles, lookups, and other useful information.

Oracle Incentive Compensation User Guide:

This guide helps Compensation Managers, Compensation Analysts, and Plan administrators to manage Oracle Incentive Compensation on a day-to-day basis. Learn how to create and manage rules hierarchies, create compensation plans, collect transactions, calculate and pay commission, and use Sales Credit Allocation.

Oracle Internal Controls Manager Implementation Guide:

This guide describes implementation information for Oracle Internal Controls Manager, a comprehensive tool for executives, controllers, internal audit departments, and public accounting firms to document and test internal controls and monitor ongoing compliance. It is based on COSO (Committee of Sponsoring Organizations) standards.

Oracle Internet Expenses Implementation and Administration Guide:

This book explains in detail how to configure Oracle Internet Expenses and describes its integration with other applications in the E-Business Suite, such as Oracle Payables and Oracle Projects. Use this guide to understand the implementation steps required for application use, including how to set up policy and rate schedules, credit card policies, audit automation, and the expenses spreadsheet. This guide also includes detailed information about the client extensions that you can use to extend Oracle Internet Expenses functionality.

Oracle iAssets User Guide

This guide provides information on how to implement and use Oracle iAssets. Use this guide to understand the implementation steps required for application use, including setting up Oracle iAssets rules and related product setup steps. It explains how to define approval rules to facilitate the approval process. It also includes information on using the Oracle iAssets user interface to search for assets, create self-service transfer requests and view notifications.

Oracle iProcurement Implementation and Administration Guide:

This manual describes how to set up and administer Oracle iProcurement. Oracle iProcurement enables users to requisition items through a self-service, Web interface.

Oracle iReceivables Implementation Guide:

This guide provides information on how to implement Oracle iReceivables. Use this guide to understand the implementation steps required for application use, including how to set up and configure iReceivables, and how to set up the Credit Memo Request workflow. There is also a chapter that provides an overview of major features available in iReceivables.

Oracle iSupplier Portal User Guide:

This guide contains information on how to use Oracle iSupplier Portal to enable secure transactions between buyers and suppliers using the Internet. Using Oracle iSupplier Portal, suppliers can monitor and respond to events in the procure-to-pay cycle.

Oracle iSupplier Portal Implementation Guide:

This guide contains information on how to implement Oracle iSupplier Portal and enable secure transactions between buyers and suppliers using the Internet.

Oracle Loans User Guide:

This guide describes how to set up and use Oracle Loans. It includes information on how to create, approve, fund, amortize, bill, and service extended repayment plan and direct loans.

Oracle Partner Management Implementation and Administration Guide:

This guide helps Vendor administrators to set up and maintain relationships and programs in the Partner Management application. The main areas include setting up the partner and channel manager dashboards, partner setup, partner programs and enrollment, opportunity and referral management, deal registration, special pricing management, and partner fund management.

Oracle Partner Management Vendor User Guide:

This guide assists vendor users in using Partner Management on a daily basis. This includes interaction with the partner and channel manager dashboards, working with partners and partner programs, managing opportunities and referrals, registering deals, and working with special pricing and partner funds.

Oracle Payables User Guide:

This guide describes how to use Oracle Payables to create invoices and make payments. In addition, it describes how to enter and manage suppliers, import invoices using the Payables open interface, manage purchase order and receipt matching, apply holds to invoices, and validate invoices. It contains information on managing expense reporting, procurement cards, and credit cards. This guide also explains the accounting for Payables transactions.

Oracle Payables Implementation Guide:

This guide provides you with information on how to implement Oracle Payables. Use this guide to understand the implementation steps required for how to set up suppliers, payments, accounting, and tax.

Oracle Payables Reference Guide:

This guide provides you with detailed information about the Oracle Payables open interfaces, such as the Invoice open interface, which lets you import invoices. It also includes reference information on purchase order matching and purging purchasing information.

Oracle Payments Implementation Guide:

This guide describes how Oracle Payments, as the central payment engine for the Oracle E-Business Suite, processes transactions, such as invoice payments from Oracle Payables, bank account transfers from Oracle Cash Management, and settlements against credit cards and bank accounts from Oracle Receivables. This guide also describes how Oracle Payments is integrated with financial institutions and payment

systems for receipt and payment processing, known as funds capture and funds disbursement, respectively. Additionally, the guide explains to the implementer how to plan the implementation of Oracle Payments, how to configure it, set it up, test transactions, and how use it with external payment systems.

Oracle Payments User Guide:

This guide describes how Oracle Payments, as the central payment engine for the Oracle E-Business Suite, processes transactions, such as invoice payments from Oracle Payables, bank account transfers from Oracle Cash Management, and settlements against credit cards and bank accounts from Oracle Receivables. This guide also describes to the Payment Administrator how to monitor the funds capture and funds disbursement processes, as well as how to remedy any errors that may arise.

Oracle Procurement Buyer's Guide to Punchout and Transparent Punchout:

This guide contains necessary information for customers implementing remote catalog content on a supplier's Web site or on Oracle Exchange.

Oracle Procurement Contracts Online Help:

This guide is provided as online help only from the Oracle Procurement Contracts application and includes information about creating and managing your contract terms library.

Oracle Procurement Contracts Implementation and Administration Guide:

This guide describes how to set up and administer Oracle Procurement Contracts. Oracle Procurement Contracts enables employees to author and maintain complex contracts through a self-service, Web interface.

Oracle Profitability Manager User's Guide:

This guide describes Profitability Manager, which provides a rich set of features that support complex models to analyze your business. These features include a powerful allocation engine that supports many allocation methodologies, Activity-Based Management calculations that provide activity costs, rolled up costs and statistics, activity rates, and cost object unit costs, and customer profitability calculations to consolidate customer accounts, aggregate customer data, and determine profitability results.

Oracle Public Sector Advanced Features User's Guide:

This guide describes how to set up and administer Oracle Public Sector Advanced Features. It describes Encumbrance Reconciliation Reports, GASB 34/35 Asset Accounting, and Funds Available Enhancements.

Oracle Purchasing User's Guide:

This guide describes how to create and approve purchasing documents, including requisitions, different types of purchase orders, quotations, RFQs, and receipts. This guide also describes how to manage your supply base through agreements, sourcing rules, and approved supplier lists. In addition, this guide explains how you can automatically create purchasing documents based on business rules through integration

with Oracle Workflow technology, which automates many of the key procurement processes.

Oracle Receivables User Guide:

This guide provides you with information on how to use Oracle Receivables. Use this guide to learn how to create and maintain transactions and bills receivable, enter and apply receipts, enter customer information, and manage revenue. This guide also includes information about accounting in Receivables. Use the Standard Navigation Paths appendix to find out how to access each Receivables window.

Oracle Receivables Implementation Guide:

This guide provides you with information on how to implement Oracle Receivables. Use this guide to understand the implementation steps required for application use, including how to set up customers, transactions, receipts, accounting, tax, and collections. This guide also includes a comprehensive list of profile options that you can set to customize application behavior.

Oracle Receivables Reference Guide:

This guide provides you with detailed information about all public application programming interfaces (APIs) that you can use to extend Oracle Receivables functionality. This guide also describes the Oracle Receivables open interfaces, such as AutoLockbox which lets you create and apply receipts and AutoInvoice which you can use to import and validate transactions from other systems. Archiving and purging Receivables data is also discussed in this guide.

Oracle Sourcing Implementation and Administration Guide:

This guide contains information on how to implement Oracle Sourcing to enable participants from multiple organizations to exchange information, conduct bid and auction processes, and create and implement buying agreements. This allows professional buyers, business experts, and suppliers to participate in a more agile and accurate sourcing process.

Oracle Subledger Accounting Implementation Guide:

This guide provides setup information for Oracle Subledger Accounting features, including the Accounting Methods Builder. You can use the Accounting Methods Builder to create and modify the setup for subledger journal lines and application accounting definitions for Oracle subledger applications. This guide also discusses the reports available in Oracle Subledger Accounting and describes how to inquire on subledger journal entries.

Oracle Supplier Scheduling User's Guide:

This guide describes how you can use Oracle Supplier Scheduling to calculate and maintain planning and shipping schedules and communicate them to your suppliers.

Oracle Procurement Contracts Implementation and Administration Guide:

This manual describes how to set up and administer Oracle Procurement Contracts. Oracle Procurement Contracts enables employees to author and maintain complex

contracts through a self-service, Web interface.

Oracle Trading Community Architecture User Guide:

This guide describes the Oracle Trading Community Architecture (TCA) and how to use features from the Trading Community Manager responsibility to create, update, enrich, and cleanse the data in the TCA Registry. It also describes how to use Resource Manager to define and manage resources.

Oracle Trading Community Architecture Administration Guide:

This guide describes how to administer and implement Oracle Trading Community Architecture (TCA). You set up, control, and manage functionality that affects data in the TCA Registry. It also describes how to set up and use Resource Manager to manage resources.

Oracle Trading Community Architecture Reference Guide:

This guide contains seeded relationship types, seeded Data Quality Management data, D and B data elements, Bulk Import interface table fields and validations, and a comprehensive glossary. This guide supplements the documentation for Oracle Trading Community Architecture and all products in the Oracle Customer Data Management family.

Oracle Trading Community Architecture Technical Implementation Guide:

This guide explains how to use the public Oracle Trading Community Architecture application programming interfaces (APIs) and develop callouts based on Oracle Workflow Business Events System (BES). For each API, this guide provides a description of the API, the PL/SQL procedure, and the Java method, as well as a table of the parameter descriptions and validations. For each BES callout, this guide provides the name of the logical entity, its description, and the ID parameter name. Also included are setup instructions and sample code.

Oracle Transfer Pricing User Guide:

This guide contains the information you need to understand and use Oracle Transfer Pricing, including how to generate transfer rates and option costs for your product portfolio and determine account level match-funded spreads.

Oracle U.S. Federal Financials User Guide:

This guide describes the common concepts for an integrated financial management solution for federal agencies to comply with the requirements of the U.S. Federal government. It describes the product architecture and provides information on Budget Execution, Prompt Payment, Treasury payments, Third party payments, Interagency transactions, Receivables management, Federal reports, CCR Integration, and Year End Closing.

Oracle U.S. Federal Financials Implementation Guide:

This guide describes the common concepts for an integrated financial management solution for federal agencies. It includes a consolidated setup checklist by page and provides detailed information on how to set up, maintain, and troubleshoot the Federal

Financial application for the following functional areas: Sub Ledger Accounting, Budget Execution, Prompt Payment, Treasury payments, Third party payments, Interagency transactions, Receivables management, Federal reports, CCR Integration, and Year End Closing.

Integration Repository

The Oracle Integration Repository is a compilation of information about the service endpoints exposed by the Oracle E-Business Suite of applications. It provides a complete catalog of Oracle E-Business Suite's business service interfaces. The tool lets users easily discover and deploy the appropriate business service interface for integration with any system, application, or business partner.

The Oracle Integration Repository is shipped as part of the E-Business Suite. As your instance is patched, the repository is automatically updated with content appropriate for the precise revisions of interfaces in your environment.

Do Not Use Database Tools to Modify Oracle Applications Data

Oracle **STRONGLY RECOMMENDS** that you never use SQL*Plus, Oracle Data Browser, database triggers, or any other tool to modify Oracle Applications data unless otherwise instructed.

Oracle provides powerful tools you can use to create, store, change, retrieve, and maintain information in an Oracle database. But if you use Oracle tools such as SQL*Plus to modify Oracle Applications data, you risk destroying the integrity of your data and you lose the ability to audit changes to your data.

Because Oracle Applications tables are interrelated, any change you make using an Oracle Applications form can update many tables at once. But when you modify Oracle Applications data using anything other than Oracle Applications, you may change a row in one table without making corresponding changes in related tables. If your tables get out of synchronization with each other, you risk retrieving erroneous information and you risk unpredictable results throughout Oracle Applications.

When you use Oracle Applications to modify your data, Oracle Applications automatically checks that your changes are valid. Oracle Applications also keeps track of who changes information. If you enter information into database tables using database tools, you may store invalid information. You also lose the ability to track who has changed your information because SQL*Plus and other database tools do not keep a record of changes.

Oracle Assets

This chapter covers the following topics:

- Overview
- Subledger Accounting Architecture
- Invoice Distributions from Oracle Payables
- Global Descriptive Flexfield Migration for Greece

Overview

In Release 12, Oracle Assets introduces a number of new features. Some of these features require a data upgrade and involve terminology, prompt, and flow changes. Some of the existing functionality is now obsolete.

Subledger Accounting Architecture

In Release 12, Oracle Assets adds Subledger Accounting (SLA) functionality. By default, transactions in the current fiscal year in Asset books will have their accounting lines migrated to the Subledger Accounting model. Accounting for current period depreciation will be upgraded only if depreciation has already run for the period, and the period remains open. After the upgrade, customers can run the SLA postupgrade process to update accounting for the past transaction data as needed.

The upgrade for Subledger Accounting performs a number of tasks:

- Transactions that have occurred in the current open period will be upgraded. Previously, accounting records were not created until after depreciation had run. The upgrade will create these lines immediately. For example, if a user added an asset and went to the Transaction History form, he would not see any Addition accounting lines if depreciation had not been run. Postupgrade, however, these records would appear in the Transaction History form for the Addition event. The following transactions are affected:

- Additions
 - Backdated Additions
 - Backdated Transfers
 - Retirements
- Accounting lines for transaction, depreciation, and deferred depreciation events will be copied from the core Assets data model into the Subledger Accounting data model. These accounting lines that are upgraded would be viewable in the new Subledger Accounting pages and reports. Accounting lines that were not upgraded would only appear in the old historical forms and reports.
 - For transaction events, only the data for the current fiscal year are upgraded by default. When there are less than six periods in the current fiscal year, additional data from the previous fiscal year are upgraded to ensure that there are at least six periods worth of data. The customer, however, can change this default setting in the preupgrade. For depreciation and deferred depreciation events, only the current open period is upgraded, and this is not changeable during the preupgrade. The customer can upgrade any of the transactions, depreciation, and deferred depreciation events that are not upgraded during the down time with the SLA postupgrade process.

The Subledger Accounting upgrade is generic, and there are very few assumptions that have been made:

- All of the accounting lines data that are upgraded are copied as is, and no calculations or functional checks are done. Therefore, the data after the upgrade will be the same as it was before the upgrade.
- Transactions that have no accounting impact will not be upgraded. That is, if there are no accounting lines corresponding to a transaction event, that record will not be upgraded. Tax book events that have accounting lines that correspond to their corporate book transaction event, but not a tax book one, however, will still be upgraded.
- Books or reporting books that are disabled will not be upgraded.

After the Subledger Accounting upgrade, a number of changes have been made to the business flows for the Journal Entry processing as the following:

- Profile option FA: Use Workflow Account Generation is set to Yes during the upgrade. Customers should analyze current customizations in the workflow setup. If the requirement is to use the rules in workflow for generating code combinations for asset transactions, there are two options:

Re-implement the custom rules in Subledger Accounting.

Use the workflow rules as they are, which is the default value upon upgrade.

- Journal Source and Journal Category setups have been removed from the Book Controls setup form. This setup has moved to Subledger Accounting.
- Depreciation Expense Account and the Bonus Expense Account for all category and book combinations in the Asset Category setup form have been upgraded from a single segment account value to entire account combinations.
- The intercompany account setup in Book Controls form has been replaced by Intercompany/Intracompany setup in Accounting Setups.

Note: In Release 12, the Intercompany setups will be maintained at the ledger level. The upgrade will update the existing Intercompany setup at book level to ledger level.

- Users will need to run Create Accounting instead of Create Journal Entries.
- Users will need to run Calculate Deferred Depreciation and then Create Accounting instead of Create Deferred Depreciation Journal Entries.

The following lists those features that are obsolete in Release 12 or replaced by another feature:

- The Create Journal Entries and Rollback Journal Entries programs are now obsolete. Create Journal Entries has been replaced by Create Accounting.
- The Create Deferred Depreciation Journal Entries program is now obsolete. Users now need to run Calculate Deferred Depreciation followed by Create Accounting.
- The Account Drill Down report has been replaced by a new Subledger Accounting report called the Account Analysis report.
- Profile option "FA: Include Nonrecoverable Tax in Mass Addition" is obsolete. This is replaced by Post Accounting Programs under SLA. The setup for all eligible lines from Payables to Assets for Mass Additions Create program is done in Post Accounting Programs.

Invoice Distributions from Oracle Payables

Invoice distributions from Oracle Payables that have been interfaced to Assets will be upgraded to display the Invoice Line Number. This new field will appear in the Asset Workbench, Financial Inquiry, and Mass Additions Prepare forms.

Global Descriptive Flexfield Migration for Greece

Commitment and Investment Law will be migrated from Global Descriptive Flexfields specific to Greece localizations into named fields that will appear in the Asset Workbench and be available to all users. The `global_attribute1` and `global_attribute2` columns in Assets will be copied into the Commitment and Investment Law fields, respectively.

Oracle Cash Management

Details

The details of the functional upgrade impact for this product are included in the *Oracle Applications Upgrade Guide: Release 11i to Release 12*.

Oracle E-Business Tax

This chapter covers the following topics:

- Overview
- Migration Naming Convention
- Data Ownership of Upgraded Data
- Location-Based Tax Upgrade
- Defaulting Hierarchy
- Tax Groups with Conditions, Constraints and Exceptions
- Upgrade of Tax Recovery
- Tax Overrides
- Party Tax Information
- Tax Registrations
- Tax Exemptions
- Tax Transaction Upgrade
- Seeded Formula for Standard Taxable Basis and Tax Calculation
- Receivables Tax Calculation Flag on Transaction Types (Changed Usage)
- Different Credit Percentages for Tax and Line for Receivables Credit Transactions
- Global Descriptive Flexfield Migration Changes
- Tax Profile Upgrade

Overview

The new Oracle E-Business Tax product in Release 12 will cover standard procure-to-pay and order-to-cash transaction taxes, with the exception of withholding taxes and those taxes handled by the Latin Tax Engine solution.

E-Business Tax is an application based on a single-point solution for managing transaction-based tax, and it uniformly delivers tax services to all E-Business Suite business flows through one application interface. It replaces the following Release 11*i* Tax Solutions:

- Order to Cash - Global Tax Engine
- Procure to Pay – Automatic Tax Calculation
- Procure to Pay – Brazilian Payables/Purchasing
- General Ledger – General Ledger Automatic Tax Calculation

A fully automated upgrade will ensure that Oracle customer's current investment in Tax Setup is not lost and the uptake of new features can be made in a way and at a pace that best suits the implementing client. The upgrade scripts will automatically create additional tables, structures, and relationships. The main assumptions and upgrade naming strategy detailed below.

The current features (excluding Latin Tax Engine and Withholding Tax) will be migrated to the Release 12 E-Business Tax; however, the continual maintenance of the migrated data will be changed. All maintenance of Tax Setup will be done through a new E-Business Tax user interface based on Oracle Application Framework standards. To aid usability, in addition to the setup flows in E-Business Tax, tax setup related to Customers, Supplier and Legal Entity has been integrated into the relevant Customer, Supplier and Legal Entity maintenance flows.

In Release 11*i*, the tax code provided the tax calculation services on the transaction line. In E-Business Tax, these services are managed by the tax determination process, and make use of the tax setup and tax rules to calculate the tax on the transaction line.

In keeping with the tax determination model, each tax code, including the tax codes within a tax group, migrates to E-Business Tax as a tax classification code. Payables and Purchasing tax codes migrate as input tax classification codes; Receivables and Projects tax codes migrate as output tax classification codes, under two separate lookup types in E-Business Tax. You can use these lookups to define additional tax classification codes according to your requirements. See: *Setting Up Lookup Codes* for more information.

You can use tax classification codes as determining factors in tax conditions to create tax rules used in tax determination. The Release 11*i* tax code assignments to products, parties, and application system options are replaced by tax classification code assignments. Third-party suppliers and supplier sites migrate to Trading Community Architecture (TCA) as TCA parties and party sites. For these parties, E-Business Tax includes the tax classification code field as part of the supplier or supplier site party tax profile. Similarly, Tax Codes associated with Customer and Customer Sites are migrated as Tax Classification codes. See: *Setting Up a Third Party Tax Profile* for more information.

Along with third parties and third-party sites, you can assign tax classification codes to other E-Business Tax records according to your requirements.

A new Regime Determination Template Standard Tax Classification Code (STCC) will be created during migration using determining factor of Tax Classification Code – which will indicate that the tax calculation would be based on the old Release 11*i* approach. When the template is STCC, a shortcut approach is used to calculate taxes based on the passed Tax Classification Code. This is a special Regime Determination Template which does not use Location based Determining Factors. All other Regime Determination Templates must use location based determining factors.

In Release 11*i*, Tax Code and Group Code (defaulted) on a taxable line drive the applicability of one or more tax rates for the given taxable line. In Release 12, the equivalent Tax Classification Codes (defaulted) on taxable line would drive the applicability of one or more taxes using Direct Rate Determination Rules.

Migration Naming Convention

The following sections describe the new data that will be created as part of the migration process and the naming strategy that is used to create this new data. For details of the use of the new data, see chapter 2 of the *Oracle E-Business Tax User Guide*.

The following symbols are used in the description below:

- || means concatenation.
- items in <> are values from indicated fields.
- items in quotes " " are added text.

New Data-Naming Strategy for Location-Based Tax

For the migration of location-based taxes such as United States Sales and Use taxes, the tax regime, tax, tax status, tax rate codes and tax jurisdiction codes will be created using the following strategy:

Tax Regime: <Code of Country of Operating Unit>||"-SALES_TAX-"||<Location Structure ID> For example, US-SALES-TAX-101.

Tax: <Location Segment Qualifier> For example, STATE

Tax Status Code: STANDARD

Tax Rate Code: STANDARD

Tax Jurisdiction Code:

For Vertex: <First two character of Geography Type>||"-||<rates attribute 1> (For example, ST-05000000, CI-050811900)

For TaxWare

For State level Tax Jurisdictions:

substrb(geo.geography_type,1,2)||'-'||substrb(UPPER(loc.location_segment_user_valu

e),1,21)||'-'|| substrb(rates.from_postal_code,1,5)

(For example, ST-CA-90000-00)

For County Level:

<"CO"||'-'||substrb(geo.geography_element2_code, 1,2)||'-'||

substrb(UPPER(loc.location_segment_user_value),1,21),1,27)

(For example, CI-CA-REDWOOD CITY-94065-00)

For Manual Data

For State level Tax Jurisdictions:

<First two character of Geography Type>||'-'||<first 14 characters of Location Segment User Value in capitals>||'-'||<jurisdiction id of rate (e.g. ST-CA-11735)

For City Level:

"CI"||'-'||substrb(geo.geography_element2_code,

1,2)||'-'||substrb(UPPER(loc.location_segment_user_value),1,12)||

'-'||substrb(rates.from_postal_code,1,5) ||'-'||rates.attribute1

(For example, CI-CA-REDWOOD CITY-94065-00)

Tax Jurisdiction Code for Override Jurisdictions:

City override Jurisdiction for State Tax - ST||'-'|| City Tax Jurisdiction Code

County override Jurisdiction for State Tax - ST||'-' || County Tax Jurisdiction Code

City override Jurisdiction for County Tax - CO ||'-'|| City Tax Jurisdiction Code

New Data Naming Strategy for Non-Location-Based Tax

Tax Regime: <Country Code of OU> || "VAT" or <Country Code of OU> || <Global Attribute Values detailed below>

The effective from date value of all migrated regimes will be set to the earliest of the effective from dates of the associated AP and AR tax codes.

Tax: <Distinct Alphanumeric value of tax codes> or Global Attribute Values detailed below>

Status: "STANDARD" or "STANDARD_" || <Country Code> or <Global Attribute Values detailed below>

Recovery Type = 'standard'

For the following global attribute categories, we use the global_attribute1 column from the source table to create a tax:

For AP:

For Czech Republic: 'JE.CZ.APXTADTC.TAX_ORIGIN'

For Hungary: 'JE.HU.APXTADTC.TAX_ORIGIN'

For Poland: 'JE.PL.APXTADTC.TAX_ORIGIN'

For Switzerland: 'JE.CH.APXTADTC.TAX_INFO'

For AR:

For Czech Republic: 'JE.CZ.ARXSUVAT.TAX_ORIGIN'

For Hungary: 'JE.HU.ARXSUVAT.TAX_ORIGIN'

For Poland: 'JE.PL.ARXSUVAT.TAX_ORIGIN'

For Argentina: 'JL.AR.ARXSUVAT.AR_VAT_TAX'

For Brazil: 'JL.BR.ARXSUVAT.Tax Information'

For Columbia: 'JL.CO.ARXSUVAT.AR_VAT_TAX'

Tax codes linked to withholding tax type, such as AWT, are not migrated, as withholding functionality is not covered by the new Release 12 functionality and works as it does in 11i.

All offset taxes created for tax codes of tax type offset will be suffixed with "-OFFSET."

All offset taxes are suffixed with "-OFFSET."

For a given operating unit the exchange rate type defined for the tax will be populated with either cross currency rate type or "Corporate" rate type if cross currency is not defined at AR System parameter level.

All default recovery rate codes are prefixed with "STANDARD-."

For all non recovery based rates the rate_type_code is hard coded to "PERCENTAGE."

For a given set of Regime, Tax, Status, Content Owner ID combination there will be one non-recovery rate which will be marked as a default rate.

Migration of Receivables Address Validation Parameter

Migration of Receivables system parameters address validation level will be migrated to the Trading Community Architecture (TCA) Geography Structure address validation parameter. If the Receivables system parameters have more than one operating unit set up per country, the most restrictive value will be migrated.

Data Ownership of Upgraded Data

In Release 11i, each application and Operating Unit (OU) owned and maintained its own tax codes and rates for use with its application-specific transactions. Because E-Business Tax provides the opportunity for a single source for all transactions for tax determination and tax calculation services, the ownership of the tax setup moves to the E-Business Tax shared ownership model.

Existing operating units with Release 11i tax setup will be upgraded as party-specific configuration owners, with the operating unit owning the tax setup. An exception to this is the upgrade of Receivables or Projects tax setup that contains location-based tax

setup. This setup then will be upgraded as part of the common configuration, with the global configuration owner owning the location-based tax setup.

Configuration Options in Oracle E-Business Tax for more information.

Location-Based Tax Upgrade

In Release 11*i*, geography, tax jurisdictions and jurisdiction rates information were coupled together as Location Values and Rates. The definition of the location was represented in the Sales Tax Key Flexfields. This Sales Tax Key Flexfield was also used for address validation.

In Release 12, a tax regime will be created for each Geography structure defined at the AR Systems Options level. A hard coded tax called "LOCATION" will be upgraded as a 'dummy' tax to preserve the referential integrity on the historical transaction data. This dummy tax will also be used to drive the Regime usages for its corresponding OU Configuration Owner. Other Taxes will be created for each qualifier of the Sales Tax Key Flexfield such as STATE, COUNTY and CITY.

The location values will be upgraded into the Trading Community Architecture (TCA) Geography model as legislative geography elements such as STATE, COUNTY, CITY and POSTAL CODES as well as TAX ZONES to cover ZIP code ranges or groups of ZIP ranges with the same GEO code.

The upgrade will automatically create Tax Jurisdictions for each Tax Zone within the context of a Regime and Tax. For each of these Tax Jurisdictions, the upgrade will create a Tax Jurisdiction Rate with a percentage rate associated with the relevant tax Regime, Tax, Tax Status (STANDARD) and Tax Jurisdiction.

Defaulting Hierarchy

Release 11*i* defaulting hierarchy from AR/AP/PO and Project Accounting (PA) system options are upgraded as Tax Classification Code defaulting hierarchy in Application Tax Options for each OU and application product.

Tax Groups with Conditions, Constraints and Exceptions

In Release 11*i*, the user can define Constraints at the Tax Group level and Conditions and Exceptions for each tax code included in the group. It is, however, very difficult to interpret the user's intention and create rules based on conditions and exceptions since different Tax Codes can be migrated to one single tax, the same tax code can appear multiple times in multiple tax group definitions, and conflicting compounding precedence that the user can associate with a Tax Codes in two separate tax groups.

Tax Code in Release 11*i* will be upgraded as Tax Rates within the context of the appropriate Tax Regime, Tax and Tax Status. In addition, Tax Rates used in the defaulting hierarchy or Tax Groups will also be migrated as Tax Classifications.

Applicability of tax codes that are grouped under tax group codes in Release 11*i* are upgraded by creating direct rate determination rules using conditions based on the tax classification code that is the same as tax group code.

The Release 11*i* Tax Group Conditions will be upgraded to condition sets whilst the Tax Code Conditions and Exceptions are upgraded as Conditions and Exceptions at Process Results level.

Upgrade of Tax Recovery

In Release 11*i*, Tax Recovery is turned on at Financial Systems Options level. Tax Recovery rates are either directly associated with tax codes or account based tax recovery rate determination rule could be associated with Tax Codes. In the upgraded approach, Tax Recovery is enabled at the Regime and Tax Level; thus, providing more granular control for specific taxes. The current recovery rates will be upgraded as "primary" recovery rates with the Release 11*i* Accounting based recovery rules upgraded as Recovery Rate Rules.

Tax Overrides

In Release 11*i*, the controls to allow the override of customer exemptions are defined as responsibility level profile options. In Release 12, these overrides are setup on the Configuration Owner Tax Options for a specific Configuration Owner and Application.

In Release 11*i*, the controls to allow the override of Inclusive Tax Lines are defined on the Receivables Systems options. In Release 12, these are setup on the Configuration Owner Tax Options for a specific Configuration Owner and Application.

In Release 11*i*, the controls to allow Tax Rounding Override are defined on the Receivables System Options, Customer and Customer Sites. These are upgraded as controls at Party Tax Profile for any party.

In Release 11*i*, Tax Rate override is controlled at the Tax Code level. In Release 12, these are upgraded as controls at the Tax Status level.

Party Tax Information

In E-Business Tax, the tax-related fields of third parties and first parties have been centralized into a new concept called Party Tax Profile. This is in line with the aim of centralizing all information for parties and party sites into Trading Community Architecture (TCA) as well as the modeling of Legal Entities and Establishments. For further details, refer to the *Oracle E-Business Tax User Guide*.

The Rounding Rule and Rounding Level defined at Vendor and Vendor Sites level in Release 11*i* will be migrated as the Rounding Rule and Rounding Level defined at Party Tax Profile for any third party or third party sites.

The Release 11*i* Tax Codes associated to Vendor, Vendor Site, Customer and Customer

Site will be migrated as Tax Classifications associated to Vendor, Vendor Site, Customer and Customer Site, respectively.

The Release 11*i* Registration Type and Tax Registration number will be upgraded in Release 12 as the Default Registration in the Party Tax Profile, while the Party Classification GDFs will be upgraded as Party Fiscal Classifications associated with the relevant Party Tax Profile using Trading Community Architecture's (TCA) Party Classification model. Other Release 11*i* party-related Global Descriptive Flexfields (GDF) used for reporting purposes will be upgraded as reporting codes associated with the relevant Party Tax Profiles in Release 12.

Tax Registrations

The Release 11*i* single Tax Registrations at Vendor and Vendor Sites are upgraded in Release 12 as single Tax Reporting Registration Number and Type defined at Party Tax Profile for Vendors and Vendor Sites.

The Release 11*i* single Tax Registrations at Customer and Customer Site Uses are upgraded in Release 12 as single Tax Registration defined at Customer and Customer Site Uses levels.

Tax Registrations defined at HR locations or HR Organization levels in Release 11*i* are upgraded as Tax Registrations at Party Tax Profile for Legal Establishments.

Additional Release 12 functionality is available to define multiple registrations for the same party and different regimes, taxes or jurisdictions, as well as the ability in Release 12 to define registration status that can be used in rules.

Tax Exemptions

The Use Customer Exemptions flag is defined at Receivables System options in Release 11*i* is upgraded to the Configuration Owner Tax Options.

The Allow Tax Exemptions flag defined at Tax Code level in Release 11*i* is upgraded to the Allow Tax Exemptions flag at Regime and Tax levels.

For Release 11*i*, the Party Exemptions are maintained in the Tax Exemptions window while in Release 12, they are maintained in the Exemptions page of the Party Tax Profile flow or via the Customer Party Maintenance flow.

In Release 11*i*, the exemptions can be defined for party and tax code while in Release 12, they can be defined for a party, Tax Regime and optionally for a combination of Tax, Tax Jurisdiction, Tax Status, and Tax Rate.

In Release 11*i*, Item Exemptions are defined in the Tax Exemptions window, however, in Release 12, Item Exemptions can be defined under the Exceptions Maintenance flows or if linked to a party they can be defined in the Exemptions Maintenance flows for a specific party or party site.

Tax Transaction Upgrade

In Release 11*i*, AP holds summary tax distributions and allocations in Allocations entity without taxable amount details. Tax Lines information is not available.

Purchasing does not carry explicit tax lines/distributions, with every tax transaction query requiring a new recalculation. During the encumbrance process, tax is recalculated and prorated, resulting in rounding issues.

In Release 11*i* AR carries detail tax lines.

In Release 12, there is one single repository containing detailed, fully-allocated tax lines. This repository will contain Tax Distributions for all Procure to Pay Transactions. It also contains document level summary tax lines for Payables Transactions. The Tax Line IDs / Tax Distributions IDs are stamped on AR/AP Tax Lines to allow for reconciliation between the Tax Repository and Product Transactions. The Tax Line IDs / Tax Distribution IDs are also carried on the accounting transactions to allow reconciliation between the Product Tax Transactions and the Tax Accounts.

Seeded Formula for Standard Taxable Basis and Tax Calculation

The following formulae are seeded in Release 12. These formulas are not specific to any Tax Regime or Tax and are available for all Tax Regimes and Taxes.

Taxable Basis Formula:

- **STANDARD_TB** – This formula has Taxable Basis type as "Line Amount." The line amount passed from the transaction will be simply taken as the taxable amount. There are no compounding tax details in this formula.
- **STANDARD_TB_DISCOUNT** - This formula has Taxable Basis type as "Line Amount" and Cash Discount Applicable Flag as "Y." The cash discount amounts passed on the transaction is subtracted from the Line Amount to get the taxable amount. There are no compounding tax details in this formula.
- **STANDARD_QUANTITY** - This formula has Taxable Basis type as "QUANTITY." The quantity passed on the transaction line is taken as the taxable basis. This formula is used with rates that are quantity based (rate is expressed in term of amount per unit quantity). There are no compounding tax details in this formula.

Tax calculation formula:

STANDARD_TC – This seeded formula represents Standard Tax Calculation formula and the tax is calculated using this formula as follows:

Tax Amount = Taxable Basis * Tax Rate

Receivables Tax Calculation Flag on Transaction Types (Changed Usage)

In Release 11*i* Receivables Transaction Types, there is a check box labeled Tax calculation. This field has a dual purpose: if checked, it is determined whether Tax Codes are defaulted and required on the transaction lines as well as enforcing that tax is calculated. It also triggers a validation that raises errors if there were no tax lines for given invoice lines.

In Release 12, the label on the check box has changed to Default Tax Classification. The check box now determines if a tax classification is defaulted on the transaction lines. Tax classifications are no longer required on lines, and tax calculations are not currently required on transactions.

Different Credit Percentages for Tax and Line for Receivables Credit Transactions

In Release 11*i*, when an applied Credit Memo is created, users can specify different percentages of lines and taxes to be credited.

In Release 12, the user is no longer allowed to credit different percentages of Line and Tax as this creates issues with taxable amount derivation and maximum tax (threshold) calculation. It also does not allow the user to specify the tax being affected. Hence, if a different percentage of Line and Tax is entered, an error is raised as Oracle E-Business Tax cannot determine the tax that needs to be credited.

Compounding precedence on AR Tax Lines user interfaces.

In Release 11*i*, users can access tax-related forms from both the header and lines forms in the Transaction Workbench. On the header form, the Tax button and corresponding menu option (Tools-Tax) both currently open the Tax Summary/Detail form initially in summary mode. The summary form displays each tax code along with the total tax calculated for this transaction by that tax code. If compound taxes are enabled, then the codes are shown in order of precedence, and the amounts reflect the compound calculations.

In Release 12, the Receivables Tax form is obsolete. E-Business Tax has introduced Detail Tax Lines Window. See the *E-Business Tax User Guide* for details of this new window. This form displays the tax attributes along with the tax amount calculated for each item line.

The tax precedence is NOT shown on "Detail Tax Lines Window" as the calculated taxes might be independent of each other; hence, the precedence cannot be determined. The precedence information can be obtained from Tax Formula.

Correct/Reject Option at Batch Source Level

When you set up an Import type batch source, the Autoinvoice tab labeled Invalid Tax Rate is available in batch sources in Release 11*i*. It supports a drop-down menu with the choices of "Correct" and "Reject." The control determined how auto invoice was to

handle the situations where the tax amount and tax rate for an item line were in conflict. Most often, this affected manually imported tax lines where the tax amount did not equal the tax rate multiplied by the taxable amount. In Release 12, this control is removed from the form.

User Defined PL/SQL Taxable Basis Type at Tax Code Level

The user defined PL/SQL taxable basis type at tax code level feature is obsolete in Release 12.

Compounding Precedence on Imported Tax Lines

The compounding precedence on imported tax lines is obsolete in Release 12.

Global Descriptive Flexfield Migration Changes

Argentina

Release 11i		Release 12	
Entity	GDF Segment	User Interface	Prompt
AP Tax Codes	DGI Transaction Code	Tax Configuration: Tax Rates (Rate Details) > Tax Reporting Codes Region	Reporting Code
AR Invoice Lines	Fiscal Classification Code	Products: Product Classifications (Inventory linked)	Classification Type/Code
AR Invoice Lines	Fiscal Classification Code	Products: Product Classifications (Non-Inventory)	Classification Type/Code
AR Memo Lines	Fiscal Classification Code	Products: Product Classifications (Inventory linked)	Classification Type/Code
AR Memo Lines	Fiscal Classification Code	Products: Product Classifications (Non Inventory)	Classification Type/Code

AR Tax Codes	DGI Transaction Code	Tax Configuration: Tax Rates (Rate Details) > Tax Reporting Codes Region	Reporting Code
AR Tax Codes	Municipal Jurisdiction	Tax Configuration: Tax Rates (Rate Details) > Tax Reporting Codes Region	Reporting Code
AR Tax Codes	Print Tax Line	Tax Configuration: Tax Rates (Rate Details) > Tax Reporting Codes Region	Reporting Code
AR Tax Codes	Tax Category	Tax Configuration: Taxes	Tax
AR Tax Codes	Turnover Jurisdiction Code	Tax Configuration: Tax Rates (Rate Details) > Tax Reporting Codes Region	Reporting Code
HR Locations	Primary ID Number/ Primary ID Valid Digit (AR)	Parties --> Party Tax Profile --> Update --> Tax Reporting Codes	N/A
HR Locations	Primary ID Number/ Primary ID Valid Digit (AR)	Parties --> Party Tax Profile --> Update --> Tax Registrations	Default Reporting Registration Number
Inventory Items	Fiscal Classification Code	Products: Product Classifications (Inventory linked)	Classification Type/Code
Inventory Items	Fiscal Classification Code	Products: Product Classifications (Non Inventory)	Classification Type/Code

Brazil

Release 11i		Release 12	
Entity	GDF Segment	User Interface	Prompt
AP Invoice Distributions	Operation Fiscal Code	Transactions: Transaction Business Categories	Transaction Business Category/Code
AP Invoice Header	Operation Fiscal Code	Transactions: Transaction Business Categories	Transaction Business Category/Code
AR Invoice Lines	Fiscal Classification Code	Products: Product Classifications (Inventory linked)	Classification Type/Code
AR Invoice Lines	Fiscal Classification Code	Products: Product Classifications (Non Inventory)	Classification Type/Code
AR Invoice Lines	Operation Fiscal Code	Transactions: Transaction Business Categories	Transaction Business Category/Code
AR Memo Lines	Fiscal Classification Code	Products: Product Classifications (Inventory linked)	Classification Type/Code
AR Memo Lines	Fiscal Classification Code	Products: Product Classifications (Non Inventory)	Classification Type/Code
AR Tax Codes	Print Tax Line	Tax Configuration: Tax Rates (Rate Details) > Tax Reporting Codes Region	Reporting Code
AR Tax Codes	Tax Category	Tax Configuration: Taxes	Tax
Inventory Items	Fiscal Classification Code	Products: Product Classifications (Inventory linked)	Classification Type/Code

Inventory Items	Fiscal Classification Code	Products: Product Classifications (Non Inventory)	Classification Type/Code
Item Templates	Fiscal Classification Code	Products: Product Classifications (Inventory linked)	Classification Type/Code
Item Templates	Fiscal Classification Code	Products: Product Classifications (Non Inventory)	Classification Type/Code
Sales Order Lines	Operation Fiscal Code	Transactions: Transaction Business Categories	Transaction Business Category/Code

Chile

Release 11i		Release 12	
Entity	GDF Segment	User Interface	Prompt
AP Tax Codes	Tax Category	Tax Configuration: Tax Rates (Rate Details) > Tax Reporting Codes Region	Reporting Code
AR Tax Codes	Bills of Exchange Tax	Tax Configuration: Tax Rates (Rate Details) > Tax Reporting Codes Region	Reporting Code
AR Tax Codes	Debit Account	Tax Configuration: Tax Rates --> Tax Rate Details --> Operating Unit Tax Accounts --> Update Tax Accounts	Tax Expense

AR Tax Codes	Debit Account	Tax Configuration: Tax Rates (Rate Details) > Tax Reporting Codes Region	Reporting Code
AR Tax Codes	Tax Code Classification	Tax Configuration: Tax Rates (Rate Details) > Tax Reporting Codes Region	Reporting Code
HR Locations	Primary ID Number	Parties --> Party Tax Profile --> Update --> Tax Registrations	Default Reporting Registration Number
HR Locations	Primary ID Number/Primary ID Valid Digit (AR)	Not Exposed in UI	N/A

Columbia

Release 11i		Release 12	
Entity	GDF Segment	User Interface	Prompt
AR Invoice Lines	Fiscal Classification Code	Products: Product Classifications (Inventory linked)	Classification Type/Code
AR Invoice Lines	Fiscal Classification Code	Products: Product Classifications (Non Inventory)	Classification Type/Code
AR Memo Lines	Fiscal Classification Code	Products: Product Classifications (Inventory linked)	Classification Type/Code
AR Memo Lines	Fiscal Classification Code	Products: Product Classifications (Non Inventory)	Classification Type/Code

AR Tax Codes	Print Tax Line	Tax Configuration: Tax Rates (Rate Details) > Tax Reporting Codes Region	Reporting Code
AR Tax Codes	Tax Category	Tax Configuration: Taxes	Tax
HR Locations	Primary ID Number/Primary ID Valid Digit (AR)	Not Exposed in UI	N/A
Inventory Items	Fiscal Classification Code	Products: Product Classifications (Inventory linked)	Classification Type/Code
Inventory Items	Fiscal Classification Code	Products: Product Classifications (Non Inventory)	Classification Type/Code

Czech Republic

Release 11i		Release 12	
Entity	GDF Segment	User Interface	Prompt
AP Tax Codes	Tax Origin	Tax Configuration: Tax Rates (Rate Details) > Tax Reporting Codes Region	Reporting Code
AR Tax Codes	Tax Origin	Tax Configuration: Tax Rates (Rate Details) > Tax Reporting Codes Region	Reporting Code

Greece

Release 11i		Release 12	
Entity	GDF Segment	User Interface	Prompt
HR Locations	VAT Number	Not Exposed in UI	N/A

Hungary

Release 11i		Release 12	
Entity	GDF Segment	User Interface	Prompt
AP Invoice Distributions	Statistical Code	Products: Product Classifications (Inventory linked)	Classification Type/Code
AP Invoice Distributions	Statistical Code	Products: Product Classifications (Non Inventory)	Classification Type/Code
AP Tax Codes	Tax Origin	Tax Configuration: Tax Rates (Rate Details) > Tax Reporting Codes Region	Reporting Code
AR Memo Lines	Statistical Code	Products: Product Classifications (Inventory linked)	Classification Type/Code
AR Memo Lines	Statistical Code	Products: Product Classifications (Non Inventory)	Classification Type/Code
AR Tax Codes	Tax Origin	Tax Configuration: Tax Rates (Rate Details) > Tax Reporting Codes Region	Reporting Code

Inventory Items	Statistical Code	Products: Product Classifications (Inventory linked)	Classification Type/Code
Inventory Items	Statistical Code	Products: Product Classifications (Non Inventory)	Classification Type/Code

Korea

Release 11i		Release 12	
Entity	GDF Segment	User Interface	Prompt
AP Tax Codes	Location	Tax Configuration: Tax Rates (Rate Details) > Tax Reporting Codes Region	Reporting Code
AR Tax Codes	Location	Tax Configuration: Tax Rates (Rate Details) > Tax Reporting Codes Region	Reporting Code
HR Locations	Tax Registration Number	Not Exposed in UI	N/A

Poland

Release 11i		Release 12	
Entity	GDF Segment	User Interface	Prompt
AP Invoice Distributions	Statistical Code	Products: Product Classifications (Inventory linked)	Classification Type/Code

AP Invoice Distributions	Statistical Code	Products: Product Classifications (Non Inventory)	Classification Type/Code
AP Tax Codes	Annual: Non Recoverable Taxable	Tax Configuration: Tax Rates (Rate Details) > Tax Reporting Codes Region	Reporting Code
AP Tax Codes	Annual: Recoverable Tax Box	Tax Configuration: Tax Rates (Rate Details) > Tax Reporting Codes Region	Reporting Code
AP Tax Codes	Annual: Recoverable Taxable	Tax Configuration: Tax Rates (Rate Details) > Tax Reporting Codes Region	Reporting Code
AP Tax Codes	Annual: Total Taxable Box	Tax Configuration: Tax Rates (Rate Details) > Tax Reporting Codes Region	Reporting Code
AP Tax Codes	Location	Tax Configuration: Tax Rates (Rate Details) > Tax Reporting Codes Region	Reporting Code
AP Tax Codes	Periodic: Recoverable Taxable Box	Tax Configuration: Tax Rates (Rate Details) > Tax Reporting Codes Region	Reporting Code
AP Tax Codes	Periodic: Taxable Box	Tax Configuration: Tax Rates (Rate Details) > Tax Reporting Codes Region	Reporting Code

AP Tax Codes	Tax Origin	Tax Configuration: Tax Rates (Rate Details) > Tax Reporting Codes Region	Reporting Code
AR Memo Lines	Statistical Code	Products: Product Classifications (Inventory linked)	Classification Type/Code
AR Memo Lines	Statistical Code	Products: Product Classifications (Non Inventory)	Classification Type/Code
AR Tax Codes	Tax Origin	Tax Configuration: Tax Rates (Rate Details) > Tax Reporting Codes Region	Reporting Code
Inventory Items	Statistical Code	Products: Product Classifications (Inventory linked)	Classification Type/Code
Inventory Items	Statistical Code	Products: Product Classifications (Non Inventory)	Classification Type/Code

Portugal

Release 11i		Release 12	
Entity	GDF Segment	User Interface	Prompt
AP Invoice Distributions	Statistical Code	Products: Product Classifications (Non Inventory)	Classification Type/Code
AP Tax Codes	Annual: Non Recoverable Taxable	Tax Configuration: Tax Rates (Rate Details) > Tax Reporting Codes Region	Reporting Code

AP Tax Codes	Annual: Recoverable Tax Box	Tax Configuration: Tax Rates (Rate Details) > Tax Reporting Codes Region	Reporting Code
AP Tax Codes	Annual: Recoverable Taxable	Tax Configuration: Tax Rates (Rate Details) > Tax Reporting Codes Region	Reporting Code
AP Tax Codes	Annual: Total Taxable Box	Tax Configuration: Tax Rates (Rate Details) > Tax Reporting Codes Region	Reporting Code
AP Tax Codes	Location	Tax Configuration: Tax Rates (Rate Details) > Tax Reporting Codes Region	Reporting Code
AP Tax Codes	Periodic: Recoverable Taxable Box	Tax Configuration: Tax Rates (Rate Details) > Tax Reporting Codes Region	Reporting Code
AP Tax Codes	Periodic: Taxable Box	Tax Configuration: Tax Rates (Rate Details) > Tax Reporting Codes Region	Reporting Code
AR Tax Codes	Annual: Tax Box	Tax Configuration: Tax Rates (Rate Details) > Tax Reporting Codes Region	Reporting Code

AR Tax Codes	Annual: Taxable Box	Tax Configuration: Tax Rates (Rate Details) > Tax Reporting Codes Region	Reporting Code
AR Tax Codes	Annual: Total Taxable Box	Tax Configuration: Tax Rates (Rate Details) > Tax Reporting Codes Region	Reporting Code
AR Tax Codes	Annual: Non Recoverable Taxable	Tax Configuration: Tax Rates (Rate Details) > Tax Reporting Codes Region	Reporting Code
AR Tax Codes	Location	Tax Configuration: Tax Rates (Rate Details) > Tax Reporting Codes Region	Reporting Code
AR Tax Codes	Periodic: Tax Box	Tax Configuration: Tax Rates (Rate Details) > Tax Reporting Codes Region	Reporting Code
AR Tax Codes	Periodic: Taxable Box	Tax Configuration: Tax Rates (Rate Details) > Tax Reporting Codes Region	Reporting Code

Spain

Release 11i		Release 12	
Entity	GDF Segment	User Interface	Prompt

AP Invoice Header	Invoice Type	Transactions: Transaction Business Categories	Transaction Business Category/Code
AR Invoice Header	Invoice Type	Transactions: Transaction Business Categories	Transaction Business Category/Code

Switzerland

Release 11i		Release 12	
Entity	GDF Segment	User Interface	Prompt
AP Tax Codes	Tax Regime	Tax Configuration: Tax Rates (Rate Details) > Tax Reporting Codes Region	Reporting Code

Taiwan

Release 11i		Release 12	
Entity	GDF Segment	User Interface	Prompt
AP Invoice Header	Deductible Type	Transactions: Transaction Business Categories	Transaction Business Category/Code
AP Invoice Header	Wine/Cigarette	Products: Product Classifications (Inventory linked)	Classification Type/Code
AP Invoice Header	Wine/Cigarette	Products: Product Classifications (Non Inventory)	Classification Type/Code
AP Tax Codes	Government Tax Type	Tax Configuration: Tax Statuses	Tax Status Code

AP Tax Codes	Government Tax Type	Tax Configuration: Tax Rates (Rate Details) > Tax Reporting Codes Region	Reporting Code
AR Invoice Header	Deductible Type	Transactions: Transaction Business Categories	Transaction Business Category/Code
AR Invoice Header	Government Uniform Invoice Type	Transactions: Document Classifications	Classification Type/Code
AR Invoice Header	Wine/Cigarette	Products: Product Classifications (Inventory linked)	Classification Type/Code
AR Invoice Header	Wine/Cigarette	Products: Product Classifications (Non Inventory)	Classification Type/Code
AR Tax Codes	Government Tax Type	Tax Configuration: Tax Statuses	Tax Status Code
AR Tax Codes	Government Tax Type	Tax Configuration: Tax Rates (Rate Details) > Tax Reporting Codes Region	Reporting Code
HR Locations	Taxpayer ID	Not Exposed in UI	N/A

Thailand

Release 11i		Release 12	
Entity	GDF Segment	User Interface	Prompt
AP Tax Codes	Tax Invoice Location	Tax Configuration: Tax Rates-->Tax Rate Details	Default Recovery Settlement

Tax Profile Upgrade

The following application level tax profiles will be upgraded based on the following upgrade strategy:

Release 11i		Release 12	
Profile Prompt	Profile Name	Profile Prompt	Profile Name
Invoice Freight as Revenue	OE_INVOICE_FREIG HT_AS_LINE and ASO_INVOICE_FREI GHT_AS_LINE. Given the two profile options having the same target profile option, we need to determine what needs to be done in case of conflicts.	eBTax: Invoice Freight as Revenue	ZX_INVOICE_FREIG HT_AS_LINE
Tax Inventory Item for Freight	OE_INVENTORY_IT EM_FOR_FREIGHT and ASO_INVENTORY_I TEM_FOR_FREIGHT. Given the two profile options have the same target profile option, we need to determine what needs to be done in case of conflicts.	eBTax: Inventory Item for Freight	ZX_INVENTORY_IT EM_FOR_FREIGHT
Tax: Allow Ad Hoc Tax Changes	AR_ALLOW_TAX_U PDATE	eBTax: Allow Ad Hoc Tax Changes	ZX_ALLOW_TAX_U PDATE.
Tax: Allow Manual Tax Lines	AR_ALLOW_MANU AL_TAX_LINES	eBTax: Allow Manual Tax Lines	ZX_ALLOW_MANU AL_TAX_LINES
Tax: Allow Override of Customer Exemptions	AR_ALLOW_TRX_LI NE_EXEMPTIONS	eBTax: Allow Override of Customer Exemptions	ZX_ALLOW_TRX_LI NE_EXEMPTIONS

Tax: Allow override of tax code	AR_ALLOW_TAX_C ODE_OVERRIDE	eBTax: Allow Override of Tax Classification Code	ZX_ALLOW_TAX_C LASSIF_OVERRIDE
Tax: allow tax recovery rate override	AP_ALLOW_TAX_R ECVRY_RATE_OVE RRIDE	eBTax: Allow Override of Tax Recovery Rate	ZX_ALLOW_TAX_R ECVRY_RATE_OVE RRIDE

The following tax profiles will be obsolete in Release 12:

Profile Prompt	Existing Profile Name/Column
Tax Taxware: Service Indicator	TAXVDR_SERVICEIND
Tax Taxware: Tax Selection	TAXVDR_TAXSELPARAM
Tax Taxware: Tax Type	TAXVDR_TAXTYPE
Tax Taxware: Use Nexpro	TAXVDR_USENEXPRO
Tax Vertex: Case Sensitive	TAXVDR_CASESENSITIVE
Tax Vertex: Secondary Taxes	TAXVDR_SECTAXES
Tax: Use Tax PL/SQL Vendor	AR_TAX_USE_PLSQL_VENDOR
Tax: Use Tax Vendor	AR_TAX_USE_VENDOR

Oracle Financials Common Country Features

Details

The details of the functional upgrade impact for this product are included in the *Oracle Applications Upgrade Guide: Release 11i to Release 12*.

Oracle Financials for the Americas

Details

The details of the functional upgrade impact for this product are included in the *Oracle Applications Upgrade Guide: Release 11i to Release 12*.

Oracle Financials for Asia/Pacific

Details

The details of the functional upgrade impact for this product are included in the *Oracle Applications Upgrade Guide: Release 11i to Release 12*.

Oracle Financials Common Modules

This chapter covers the following topics:

- Overview
- Advanced Global Intercompany System
- Payables and Receivables Netting

Overview

In Release 12, the major improvements to the Financials Common Modules include the new Advanced Global Intercompany System and the changes to the Receivables and Payables netting functionality.

Advanced Global Intercompany System

Oracle Advanced Global Intercompany System (AGIS) is a new module within the Oracle E-Business Suite that allows companies to streamline intercompany processing and facilitates the reconciliation of intercompany transactions. It replaces the Global Intercompany System (GIS) feature provided by General Ledger in Release 11*i*.

All setup and transaction data are moved to a new data model. All Oracle Forms in the Global Information System are replaced by browser-based, user-interface pages in the Advanced Global Intercompany System.

Following sections describe the way in which existing data in GIS system in Release 11*i* is migrated to Release 12.

Subsidiaries

All GIS Subsidiaries are upgraded into intercompany organizations. If the Subsidiary is deactivated, during the upgrade, an active party in Trading Community Architecture (TCA) with a classification that is end dated is created. The reason for this is that the end date of the classification can be changed from the Intercompany User Interface (UI) but a party must be reactivated from the TCA UI. A relationship between TCA

Intercompany Party and the legal entity to which it belongs is created.

The user must consider if the automatic upgrade of subsidiaries to intercompany organizations makes sense in their situation. It depends on what the subsidiaries represent in their GIS system. For instance, if subsidiaries represent legal entities, then the user should not create new parties. Rather, they should query relevant legal entities and classify them as intercompany organizations. However, if the subsidiaries represent concepts that do not exist in the user's setup, then they should be re-created as new parties. It is likely that in many cases, users will be using some existing parties to process intercompany transactions and will need to classify these as intercompany organizations, rather than create new ones.

Security

Upgrade from GIS converts subsidiaries into intercompany organizations, one for one. Security grants are created for the users based on the subsidiaries assigned to the responsibilities that each user was assigned. A user may be given access to many different intercompany organizations regardless of the responsibility used to log in.

Transaction Types

The GIS transaction types are upgraded to the new intercompany system transaction types. When GIS transaction types are upgraded, the Allow Invoicing option is set to Not Required. In order to take advantage of the new invoicing feature in AGIS, you should manually select the Allow Invoicing check box for transaction types where invoicing is required.

Intercompany Accounts

In Release 11*i*, the Intercompany accounts balancing rules are created against a Balancing Segment Values (BSV), for account that has to be debited and the Due From/Due to would be processed as per the rule. These Intercompany accounts are upgraded as Intracompany Balancing Rules in the Release 12, AGIS system. In Release 12, the account listed is the debit account for the debit BSV and credit Account for the credit BSV.

For examples, the Release 11*i* setup shown below:

Company	Due From	Due To
01	01-4100	01-2100
02	02-4200	02-2200
All Other	01-4000	01-2000

Will be upgraded to:

Rule # (for reference only)	DR BSV	CR BSV	Debit Account	Credit Account
1	01	All Other	01-4000	01-2100
2	All Other	01	01-4100	01-2000
3	02	All Other	02-4000	02-2000
4	All Other	02	02-4200	02-2200
5	01	02	02-4200	02-2000
6	02	01	02-4100	01-2200
7	All Other	All Other	01-4000	01-2000

Or the Release 11i setup shown below:

Company	Due From	Due To
01	01-4100	01-2100
02	02-4200	02-2200
03	03-5100	03-9999
All Other	01-4000	01-2000

Will be upgraded to:

Cross-Entity Balancing

DR BSV	CR BSV	Debit Account	Credit Account
01	02	01-4100	02-2200
01	03	01-4100	03-9999
01	All Other	01-4100	01-2000

02	01	02-4200	01-2100
02	03	02-4200	03-9999
02	All Other	02-4200	01-2000
03	01	03-5100	01-2100
03	02	03-5100	02-2200
03	All Other	03-5100	01-2000
All Other	All Other	01-4000	01-2000

Auto Accounting rules defined in Release 11*i* GIS are not upgraded to Release 12. These rules need to be defined in Subledger Accounting (SLA) Transaction Account Builder feature.

Intercompany Transactions

In Release 11*i*, GIS transaction consists of transaction header and transaction lines. In Release 12, AGIS transactions are grouped into batches. Outbound batch can contain one or more transactions, and the transactions can be for different receivers. All GIS new and completed transactions are upgraded along with the Global Descriptive Flexfield details. For each GIS transaction, an AGIS transaction batch is created.

Profile Options

Release 11*i* GIS profile options are obsolete in Release 12 and are not upgraded. All options are available in the AGIS System Options page.

Payables and Receivables Netting

In Release 11*i*, Oracle Financials has three netting solutions:

- Single Third-Party in Oracle Public Sector Financials International.
- Contra Charging in Oracle Financials for Europe.
- Receivables and Payables Netting in Oracle U.S. Federal Financials.

Oracle's Financial Common Module introduces a new Payables and Receivables Netting solution intended to consolidate and improve the functionality to create one total-netting solution built into the standard applications.

Only setup from Contra Charging in Oracle Financials for Europe, and Receivables and Payables Netting in Oracle U.S. Federal Financials are upgraded. The following sections describe the way in which setup related to the netting features in Release 11i are migrated to Release 12.

Netting Agreements

The existing Customer and Supplier relationships are preserved and new entities known as Netting Agreements are created during the upgrade. Default values (or naming schemes) are used to populate any incomplete information. Users can change these defaults after the upgrade as and when required. For example, the priority level of the netting parties is set to 1. The netting agreement name is generated from the customer identifier and name. During the upgrade, the suppliers and customers having the same name and VAT registration identifiers become candidates for trading partners in a netting agreement.

Transaction Types

When netting agreements are created by the upgrade process, all receivables transaction types of invoice, credit memo, debit memo, and charge back are included in the netting agreements so that transactions of each of these types can be considered for netting. Similarly, Payables invoice types of credit, debit, standard, and mixed are included in the netting agreement so that invoices of each of these types can be considered for netting.

Oracle Financials for Europe

This chapter covers the following topics:

- Overview
- EMEA VAT Reporting
- Format Mapping

Overview

This document covers the EMEA VAT Reporting solution. A brief introduction to the feature and the details of the upgrade process is explained.

EMEA VAT Reporting

In Release 12, the EMEA VAT reporting has been consolidated around the Legal Entity and E-Business Tax architectural initiatives. The existing solution has been completely redesigned and the upgrade process details the architectural changes.

The objective of the EMEA VAT Reporting is to ensure migration of VAT reporting solutions for EMEA in Release 11*i* to Release 12. This migration eliminates any existing country specific restriction with improvement wherever possible. The EMEA VAT Reporting was provided separately for each country in Release 11*i*. The processes and the reporting were duplicated for each country. For example, Belgium solution was independent from the Italian solution.

Note: When running the Subledger Accounting Upgrade program for EMEA VAT, rerun the SLA upgrade as many times as is required to process all accounting since the earliest final reported transaction date.

Consolidation of Country-Specific Reports

The reports that were previously built using Oracle Reports are now available as XML

Publisher templates.

Refer to the JE/JG Technical TOI for the details of the reports that now use XML Publisher technology.

E-Business Tax-Based Reporting

With E-Business Tax, Tax Registration Number (TRN) for legal establishment becomes very significant for tax reporting. A central reporting configuration by TRN has been introduced, and each legal entity becomes associated with a TRN during the upgrade. (Refer to the E-Business Tax section for more details.)

A legal VAT reporting entity is created for each legal entity and an associated accounting VAT reporting entity is automatically created to support both the reporting and accounting requirements. If the legal entity is associated with multiple tax regimes, the tax regime information is defaulted as null during the creation of the Legal VAT Reporting Entity, and the right tax regime has to be manually entered after the upgrade.

The E-Business Tax upgrade does not process tax names called Standard. In Release 11*i*, the Standard tax name was associated with GL allocation rules. These will not be migrated to Release 12.

For Portugal, the sign flag for the VAT box is always defaulted to positive during the Release 12 upgrade. The sign flag has been introduced in Release 12. The VAT Boxes are migrated for each and every Financial Document Type in Release 12 for the respective source, Payables and Receivables.

For Italy, the VAT registers that do not have the document sequences assigned will not be migrated. In addition, the document sequences that are not assigned to a ledger are excluded from the upgrade.

Architectural Changes

The VAT information is country specific and hence the legal entity information is used to set the right context for the VAT processing and reporting.

Two new entities, the Legal VAT Reporting Entity and the Accounting VAT Reporting Entity, have been introduced. They help the EMEA VAT Reporting system to deal with the possible configuration changes that could take place to leverage the Shared Services architecture in Release 12 after the upgrade. For example, moving from an exclusive to shared configuration after the upgrade during an EMEA VAT reporting period.

During the upgrade, the details of the final reported transactions are migrated to a new table, which stores all EMEA VAT tax related data. As the table is updated, a call is made to the Tax Reporting Ledger (TRL) to get the default values whenever required. The same table stores the tax as well as non-tax reporting so that the table supports all the reporting requirements.

In Release 12, EMEA VAT Reporting introduces the concept of a tax calendar. The tax calendar is similar to the GL Calendar and is used for tax-reporting purposes only. In Release 11*i*, a specific tax calendar was used for VAT reporting in Belgium and the

Eastern Countries of Europe (ECE).

For the EMEA countries not using the specific tax calendar, the upgrade derive the information required to create the tax calendar from the GL calendar associated with the ledger. It is a legal requirement for these countries to complete their VAT reporting as a part of the period closing process. The period status has no impact on the VAT upgrade process for countries that did not use the specific tax calendar in Release 11*i*.

Reporting Process Changes

The VAT allocation rules setup required for Belgium and Portugal are migrated.

For Belgium, each allocation rule defined in Release 11*i* would result in two new records: one with period type as ANNUAL and another with period type as PERIODIC.

For Portugal, VAT Boxes defined in Release 11*i* are migrated for each and every Financial Document Type defined in Release 12 for the appropriate source (AP/AR).

In the case of Italy, VAT Register and Document Sequences setup are migrated.

Allocation and Final Reporting are independent processes in Release 12. During the upgrade, only the Final Reported Data is migrated. Once the data is marked as finally reported, this fact is captured and stored in the E-Business Tax repository.

In Release 11*i*, the Finally Reporting Transactions were maintained in separate country specific tables for the countries that required this feature by law. In Release 12, a single table maintains this information for all the countries. During upgrade, the information of all the finally reported transactions is automatically migrated to this table.

Final Reporting is available for all countries by default. The table below lists the EMEA Reports and that support the final reporting in Release 12.

Country	Report
Croatia	Vendor Invoice Tax Report
Croatia	Customer Invoice Tax Report
Czech Republic	Czech Import Tax Report
Czech Republic	Czech Export Tax Report
Germany	German VAT for On-account Receipts
Israel	VAT AP Detailed Report
Israel	VAT AR Detailed Report

Israel	VAT File – Related to 835
Israel	VAT File – Not related to 835
Israel	VAT Summary Declaration to Tax Authority
Portugal	Portuguese Annual VAT Report
Portugal	Portuguese Periodic VAT Report
Spain	Spanish Inter-EU Invoice Format
Spain	Spanish Inter-EU Invoices Journal Report
Spain	Spanish Input VAT Journal Report
Spain	Spanish Payables Canary Islands Annual Operations Data Extract (Modelo 415)
Spain	Spanish Receivables Canary Islands Annual Operations Data Extract (Modelo 415)
Spain	Spanish Canary Islands Annual Operations Data Extract (Modelo 415)
Switzerland	Swiss Payables VAT Report

Upgrade Impacts Summary

A Summary of the upgrade impacts on the EMEA VAT Reporting is shown in the table below:

VAT Feature	Description	Release 11i Functionality	Release 12 Functionality	Upgrade Impacts
Basic Setup	Legal VAT Reporting Entity	Not present	Introduced to deal with Legal Entity and TRN.	Creates new Legal VAT Reporting Entities from the Legal Entity and the TRN information.

	Accounting VAT Reporting Entity	Not Present	Introduced to deal with BSV and Legal Entities.	Defaults the accounting VAT reporting entity from the associated legal VAT reporting entity.
	Tax Calendars	Applicable to Belgium and Eastern Countries of Europe (ECE).	Common to all countries	Existing calendar is migrated for Belgium and the ECE countries. For other countries, new tax calendars are created from the GL Accounting Calendar, using the ledger information.
VAT Allocation Setup	Setup of the VAT system (including the allocation rules)	Applicable to Belgium (Allocation Rules) and Portugal (VAT Boxes)	Common to all countries	Only the existing information is migrated and where possible we default the information from E-Business Tax.
Registers	Setup of the registers	Applicable to Italy	Applicable to Italy	Document sequences are upgraded
Selection	Process that creates repository for all transactions eligible for EMEA VAT reporting.	Applicable to Belgium, ECE countries, and Italy	Common to all countries	No impact.

Allocation	Allocates the tax and taxable box numbers to the transactions eligible for EMEA VAT reporting.	Applicable to Belgium, ECE countries, and Italy	Common to all countries	No impact
Preliminary Reporting	Initial reports showing the VAT impact.	Common to all countries.	Common to all countries.	No impact.
Final Reporting	Stamps the records as finally reported to prevent future changes to the reports.	Applicable to Belgium, ECE countries, and Italy.	Common to all countries	Existing final reported details for various countries are migrated to a single table in Release 12. It is possible to print the finally reported transactions again when required.

Format Mapping

Regional

Release 11i Feature Name	Release 12 Feature Name	Release 12 Product
Invoice Aging Report	Invoice Aging Report	Oracle Payables

Belgium

Release 11i Feature Name	Release 12 Feature Name	Release 12 Product
EFT Belgian Payments	Belgian EFT Format	Oracle Payments

EFT Foreign Payments	Belgian Foreign EFT Format	Oracle Payments
EFT Missing / Invalid Information Report JEBEDV08	Validation rules	Oracle Payments

Denmark

Release 11i Feature Name	Release 12 Feature Name	Release 12 Product
Danish EDI Payments	Danish EDI Payments	Oracle Payments

Finland

Release 11i Feature Name	Release 12 Feature Name	Release 12 Product
Finnish LMP2 Payment Module	Finnish LMP2 EFT Format	Oracle Payments
Finnish LMP3 Payment Module	Finnish LMP3 EFT Format	Oracle Payments
Finnish LUM Payment Module	Finnish LUM EFT Format	Oracle Payments
Finnish Final Payment Register Report	Payment Instruction Register Report	Oracle Payments

France

Release 11i Feature Name	Release 12 Feature Name	Release 12 Product
French Payables Bank Transfer	French EFT Format	Oracle Payments
French Payables Promissory Note	French Promissory Note Format	Oracle Payments

French Check Accompanying Letter	French Check Format	Oracle Payments
French Bills Receivable	French Bills Receivable Format	Oracle Receivables
French Bills Receivable Bank Remittance	French Bills Receivable Remittance Format	Oracle Payments

Germany

Release 11i Feature Name	Release 12 Feature Name	Release 12 Product
German Domestic EFT Format	German Domestic EFT Format	Oracle Payments
German Domestic EFT Accompanying Letter	German Domestic EFT Letter	Oracle Payments
German International EFT	German International EFT Format	Oracle Payments
German International EFT Accompanying Letter	German International EFT Letter	Oracle Payments
German Payables Separate Payment Letter	Separate Remittance Advice	Oracle Payments
German Cheque Print	Geman Check Format	Oracle Payments
German Wire Print Report	German Wire Format	Oracle Payments
German Direct Debit	German Direct Debit EFT Format	Oracle Payments
German Receivables Direct Debit Accompanying Letter	German Receivables Direct Debit Letter	Oracle Payments
German Receivables Separate Payment Letter	Payer Notification format	Oracle Payments

Italy

Release 11i Feature Name	Release 12 Feature Name	Release 12 Product
Italian Inventory Packing Slip	Inventory Packing Slip	Oracle Inventory
Italian Purchasing Packing Slip	Purchasing Packing Slip	Oracle Inventory
Italian EFT Payment	Italian EFT Format	Oracle Payments
Italian Banking Transfer Order	Italian Wire Format	Oracle Payments
Italian Bills Receivable Bank Remittance	Italian Bills Receivable Remittance Format	Oracle Payments
Italian Bills Receivable	Italian Bills Receivable Format	Oracle Receivables

Netherlands

Release 11i Feature Name	Release 12 Feature Name	Release 12 Product
Create EFT Media feature	Create Electronic Payment Instruction	Oracle Payments
Netherlands Payment Specification Report	Replaced by standard IBY features. IBY provides a way to allow the user to specify how invoice details can be concatenated at the payment level.	Oracle Payments
Netherlands Format Domestic Payments	Netherlands Domestic EFT Format	Oracle Payments
Netherlands Format Foreign Payments	Netherlands Foreign EFT Format	Oracle Payments

Norway

Release 11i Feature Name	Release 12 Feature Name	Release 12 Product
Norwegian BBS	Norwegian BBS Format	Oracle Payments
Norwegian Telepay	Norwegian Telepay EFT Format	Oracle Payments

Poland

Release 11i Feature Name	Release 12 Feature Name	Release 12 Product
Polish Pekao Credit Transfers Format	Polish Pekao Credit Transfers Format	Oracle Payments
Polish Pekao Payment Order	Polish Pekao Payment Order Format	Oracle Payments
Polish Citibank MTMS EFT Format	Polish Citibank MTMS EFT Format	Oracle Payments

Portugal

Release 11i Feature Name	Release 12 Feature Name	Release 12 Product
Portuguese Checks / Remittances	Portuguese Check Format	Oracle Payments
Portuguese EFT File	Portuguese EFT Format	Oracle Payments
Portuguese EFT Remittance Letter	Separate Remittance Advice	Oracle Payments
Portuguese Bank Transfer Request	Portuguese Wire Format	Oracle Payments

Portuguese Direct Debit File	Portuguese Direct Debit File Format	Oracle Payments
Portuguese Direct Debit Letter	Payer Notification format	Oracle Payments

Spain

Release 11i Feature Name	Release 12 Feature Name	Release 12 Product
Spanish Transfer Magnetic Format	Spanish Magnetic Format	Oracle Payments
Spanish Check Format	Spanish Check Format	Oracle Payments
Spanish CSB32 Remittance	Spanish CSB32 Remittance Format	Oracle Payments
Spanish CSB58 Remittance	Spanish CSB58 Remittance Format	Oracle Payments
Spanish Direct Debit Magnetic Format (CSB 19)	Spanish CSB 19 Direct Debit Magnetic Format	Oracle Payments

Sweden

Release 11i Feature Name	Release 12 Feature Name	Release 12 Product
Swedish Bankgiro Inland	Swedish Bankgiro Inland	Oracle Payments
Swedish Bankgiro SISU	Swedish Bankgiro SISU	Oracle Payments
Swedish Bankgiro UTLI	Swedish Bankgiro UTLI	Oracle Payments
Swedish Postgiro Inland	Swedish Postgiro Inland	Oracle Payments
Swedish Postgiro Utland	Swedish Postgiro Utland	Oracle Payments

Switzerland

Release 11i Feature Name	Release 12 Feature Name	Release 12 Product
Validate Payment Batch Report	Validation rules	Oracle Payments
Swiss DTA Payments	Swiss DTA Format	Oracle Payments
Swiss DTA Accompanying Payment Letter to Bank	Swiss DTA Accompanying Payment Letter to Bank	Oracle Payments
Swiss SAD Payments	Swiss SAD Format	Oracle Payments
Swiss SAD Accompanying Payment Letter to Bank	Swiss SAD Accompanying Payment Letter to Bank	Oracle Payments
Swiss DTA Remittance Advice	Separate Remittance Advice	Oracle Payments
Swiss SAD Remittance Advice	Separate Remittance Advice	Oracle Payments

Oracle Financials for India

This chapter covers the following topics:

- Replacement of the Descriptive-Flexfield-Based Approach

Replacement of the Descriptive-Flexfield-Based Approach

In the earlier releases, Oracle Financials for India used the following Descriptive Flexfields (DFFs):

- India Items
- India Block of Assets
- India Receipts
- India RMA Receipts
- India Return to Vendor
- Additional Line Attribute Information
- India Payment Information
- India Organizational Information
- India Distributions
- India VAT
- India Lookup Codes
- India Original Invoice for TDS

In Release 12, these DFFs have been replaced with alternate approaches.

Indian customers can leverage the DFF facility provided by E-Business suite. At the same time, the customers can use the enhanced Oracle Financials for India features.

There are no data migration assumptions that have been made. Customers, however, may have added their own attributes to the contexts used by Oracle Financials for India. These attributes will not be migrated by Oracle Financials for India. Customers should have a separate plan to migrate data related to these additional attributes.

This table illustrates how data is migrated in case of India Items DFF:

Descriptive Flexfield	Old Table	Old Column	New Table	New Column
India Items	MTL_SYSTEM_I TEMS	ATTRIBUTE1AT TRIBUTE2ATTR IBUTE3ATTRIB UTE4ATTRIBUT E4ATTRIBUTE1 5	JAI_RGM_ITM_ TMPL_ATTRS	ATTRIBUTE_CO DE/ATTRIBUTE _VALUE

For full details on data migration of each DFF, please refer the *Oracle Financials for India Technical Transfer of Information*.

This table describes the alternate approach for each DFF used by Financials for India:

Descriptive Flexfield	Alternate Approach
India Items	New user interfaces of Item Templates and Template Assignments have been created with data being stored in separate tables.
India Block of Assets	New user interface of Block of Asset Assignment has been created with data being stored in separate tables.
India Receipts	New user interface of Receipts India Localization has been created with data being stored in separate tables.
India RMA Receipts	New user interface of Receipts India Localization has been created with data being stored in separate tables.

India Return to Vendor	Existing Return to Vendor (Localized) screen has been modified to include the Actions columns. The user enters Yes / No each for Excise or VAT indicating whether he wants to generate Excise or VAT Invoice number respectively.
Additional Line Attribute Information	Existing Sale Order India Localization form has been modified to include new fields related to the DFF.
India Payment Information	New user interface TDS Challan Details has been created with data being stored in separate tables.
India Organizational Information	This DFF has been eliminated by using the Regime form to define the TDS regime. This regime definition is similar to Service Tax and VAT regime definition.
India Distributions	This DFF has been eliminated by introducing this as a Global Descriptive Flexfield (GDF).
India VAT	In Release 12, Supplier Tax Invoice Number and Supplier Tax Invoice Date fields have been added to the Payables Invoice Workbench.
India Lookup Codes	This DFF is eliminated by creating new setup user interfaces Threshold Setup for defining TDS Thresholds. This new screen is now used to define the Threshold limits for a particular section.
India Original Invoice for TDS	This DFF holds the source (original) invoice number for a TDS invoice generated. This DFF has been eliminated by storing this number in extension tables for Oracle Financials for India.

For more details on usage of the alternate approaches, refer to the *Oracle Financials for India User Reference Manual*.

Oracle General Ledger

This chapter covers the following topics:

- Changes in Terminology
- Accounting Setup
- Sets-of-Books Changes
- Multiple Reporting Currency Changes
- Global Accounting Engine Integration
- Period Rates
- Revaluation
- Statistical Report-Level Currency for Financial Statement Generator Reports

Changes in Terminology

The following lists the terminology changes from Release 11*i* to Release 12:

Release 11 <i>i</i> Term	Release 12 Term	Comments
Global Accounting Engine	Subledger Accounting	Refer to the Subledger Accounting section for more information.

Global Intercompany System (GIS)	Advanced Global Intercompany System (AGIS)	<p>AGIS is a new application within the Oracle E-Business Suite that allows companies to streamline intercompany processing and facilitates the reconciliation of intercompany transactions. All of the GIS setup options and intercompany transactions will migrate to AGIS. Refer to the Advanced Global Intercompany System section for more information about the GIS upgrade.</p>
Intercompany Accounts	Intracompany Balancing	<p>The Release 11i Intercompany Accounts feature, including the intercompany balancing rules and clearing accounts, is replaced by the Intracompany Balancing feature in Advanced Global Intercompany System (AGIS) in Release 12. Refer to the Advanced Global Intercompany System section for more information about this upgrade.</p>
MRC Primary Set of Books	Primary Ledger	
MRC Reporting Set of Books	Reporting Currency	
Multiple-Posting Set of Books (Global Accounting Engine)	Secondary Ledgers	
Secondary Sets of Books	Secondary Ledgers	
Set of Books	Ledger	
Translated Currency	Balance-Level-Reporting Currency	

Accounting Setup

In Release 12, the Accounting Setup Manager is a new feature that centralizes the setup and maintenance of common financial components within an accounting setup. An accounting setup defines the accounting context for one or more legal entities or other business entities.

The upgrade creates a separate accounting setup for each primary ledger that is upgraded from a set of books. The status of the accounting setup will be completed. Each accounting setup is a grouping of accounting-related setup components. The following lists the Release 12 setup components and how the Release 11*i* features map to them:

- **Legal Entities:** HR Organizations classified as GRE/LEs in Release 11*i* will be preserved as Legal Entities in Release 12. Legal entities can be manually assigned to a ledger and balancing segment values can optionally be mapped to legal entities to help you identify transactions by legal entity during transaction and journal processing. For more information about the upgrade for legal entities, see the Legal Entity Configurator section.
- **One Primary Ledger:** Most sets of books in Release 11*i* will become primary ledgers in Release 12. The details for the set-of-books upgrade are discussed in the Set of Books section.
- **Operating Units:** All HR Organizations classified as operating units will be preserved in Release 12. If operating units are assigned to a set of books, then they will be associated to a primary ledger in an accounting setup. You can now view all operating units assigned to an upgraded primary ledger using Accounting Setup Manager.
- **Reporting Currencies:** Multiple Reporting Currency (MRC) reporting sets of books become reporting currencies in Release 12. The Multiple Reporting Currency upgrade is discussed in the Multiple Reporting Currency Changes section.
- **Secondary Ledgers:** Multiple-Posting set of books (Global Accounting Engine) will upgrade to secondary ledgers. The Global Accounting Engine upgrade is discussed in the section on Global Accounting Engine Integration.
- **Intracompany Balancing:** Intercompany Accounts in Release 11*i* is renamed to Intracompany Balancing Rules, a feature provided by the new Advanced Global Intercompany System. Refer to the Advanced Global Intercompany System section for more information.
- **Intercompany Accounts:** The Release 11*i* Global Intercompany System (GIS) will be replaced by Advanced Global Intercompany System (AGIS). The following Release 11*i* GIS features will be migrated to the corresponding features in AGIS:

Subsidiaries, Intercompany Transaction Types, Intercompany Clearing Accounts, and Auto Accounting Rules. Refer to the Advanced Global Intercompany System section for more information.

The following details the upgrade of each of these financial components and other upgrade considerations in General Ledger.

Sets-of-Books Changes

All set of books' options will be copied over to ledger options in Release 12. All Release 11*i* functionality, with exceptions noted in the following sections, will be migrated to Release 12.

Set of Books Profile Option

In Release 11*i*, the GL: Set of Books profile option controlled the set of books that a responsibility could access. In Release 12, the GL: Data Access Set profile option replaces the GL: Set of Books profile option. All responsibilities previously assigned to a set of books using the GL: Set of Books profile option will be assigned to a data access set using the GL: Data Access Set profile option. The data access set will provide full read and write access to the upgraded ledger allowing you to continue to use the ledger the same way as you did in Release 11*i*.

Secondary Tracking

This section describes the upgrade impact for the secondary tracking option.

In Release 11*i*, the set of books form had two check boxes to support secondary tracking; one for revaluation and another for closing and translation.

In Release 12, the ledger definition only has one check box to enable the secondary tracking segment for revaluation and closing and translation. For upgrade cases, Oracle will preserve the Release 11*i* settings. However, when you update the ledger options for upgraded ledgers the Track by Secondary Segment check box may or may not be checked but your Release 11*i* settings will be preserved behind the scenes.

The following describes when the Track by Secondary Segment check box will be checked after the upgrade:

- If Secondary Tracking was enabled for both Revaluation and Closing and Translation in Release 11*i*, then the single check box will be checked in Release 12 and secondary tracking will continue to perform for all three features.
- If Secondary Tracking was enabled for Closing and Translation but not for Revaluation in Release 11*i*, then the check box will be checked in Release 12. Behind the scenes, secondary tracking will be off for Revaluation.
- If Secondary Tracking was enabled for Revaluation only in Release 11*i*, then the

check box will not be checked in Release 12. Behind the scenes, secondary tracking will continue to be supported for Revaluation.

- If Secondary Tracking is not enabled at all in Release 11*i*, then it also will not be enabled in Release 12.

In Release 11*i*, the secondary tracking segment setting of the primary set of books is independent of its reporting sets of books. In Release 12, the secondary tracking segment setting is the same for both a ledger and its reporting currencies because reporting currencies inherit most attributes from their source ledger. For upgrade cases, Oracle will preserve the Release 11*i* configurations.

Subledger Accounting Method and Options

All upgraded ledgers in Release 12 will have a subledger accounting method assigned during the upgrade. Any reporting currencies assigned to the ledger inherit the subledger accounting method from the source ledger. The subledger accounting method enables Oracle General Ledger to integrate with Oracle subledgers using Subledger Accounting. All upgraded, non-public-sector ledgers will have a subledger accounting method assigned called Standard Accrual or Standard Cash. All upgraded public sector ledgers will have a subledger accounting method assigned called Encumbrance Accrual or Encumbrance Cash. For Federal customers, all upgraded ledgers will have the US Federal Accounting subledger accounting method assigned. You will be able to use the ledger immediately after the upgrade.

You cannot delete the subledger accounting method but you can change the subledger accounting method and subledger accounting options at any time. If you are not integrating Oracle General Ledger with Oracle Subledgers, then you do not need to change the assigned subledger accounting method because it will be ignored for General Ledger processing purposes.

The following lists the subledger accounting options that will be automatically assigned to upgraded ledgers:

- Subledger Accounting Method: For non-public-sector ledgers, Standard Accrual will default unless the upgrade detects that the ledger is a cash-basis ledger, in which case, Standard Cash will be assigned. For public sector ledgers, Encumbrance Accrual will default unless the upgrade detects that the ledger is a cash-basis ledger, in which case, Encumbrance Cash will be assigned. You can change the subledger accounting method at any time but you cannot delete it.
- Subledger Accounting Method Owner: Oracle defaults for all upgraded ledgers. If you change the subledger accounting method, then the owner of that method will default.
- Journal Entry Language: The base language installed for the instance defaults.
- Entered Currency Balancing Account: If a suspense account was assigned to the set

of books in Release 11*i*, then the suspense account will default for the entered currency balancing account. Users can change this account at any time. If no suspense account was assigned, then no account will default. However, you should enter an account that Subledger Accounting will use to post differences from out-of-balance foreign currency journals in subledgers.

- **Rounding Differences Tracking Account:** No default value is assigned. You should enter an account to prevent processing errors by Subledger Accounting. Subledger Accounting will issue an error if it encounters a subledger journal entry that is unbalanced because of rounding differences and an account is not specified.

Set of Books Linked to Asset Books

If an Assets corporate book and tax book(s) are linked to the same General Ledger set of books, the set of books will become a primary ledger in Release 12.

If an Assets corporate book is linked to a different set of books than its tax book(s), the set of books linked to the Assets corporate book will become a primary ledger and the set of books linked to a tax book will become a subledger level secondary ledger. If you enabled the Allow GL Posting option for this type of tax book to have journal entries created in the linked set of books, then after the upgrade, Subledger Accounting (SLA) will automatically create the accounting for Asset transactions in the upgraded subledger level secondary ledger. If, however, the Allow GL Posting option was not enabled, then accounting entries will not be automatically created for the upgraded subledger level secondary ledger.

If you used the General Ledger Consolidation functionality to map and transfer subledger transactions into the set of books linked to the tax book, then you can continue to do so in Release 12. With the new features in Release 12, however, you have the following two options to automate this process:

- Subledger Accounting (SLA)
- The General Ledger Posting Program

Option 1: Using Subledger Accounting (SLA)

You can use Subledger Accounting (SLA) to automatically create the accounting entries for all subledger transactions in both the primary ledger and the subledger level secondary ledger. Thus, every subledger transaction can be accounted in both ledgers simultaneously. To do this, perform the following steps after upgrade:

1. Query the Accounting Setup by the primary ledger or secondary ledger using General Ledger's Accounting Setup Manager.
2. Update the Subledger Accounting Options for the secondary ledger, and then update the Accounting Options for the subledger applications. Enable Subledger Accounting for each subledger application by selecting Yes in the Subledger Accounting Enabled box.

3. For the Secondary Ledger's Subledger Accounting Method, verify the Application Accounting Definitions for all subledgers to ensure that the accounting rules meet your needs.

Option 2: Using the General Ledger Posting Program

You can use the General Ledger Posting program to automatically transfer journals from subledger sources to the subledger level secondary ledger. To do this, perform the following steps after upgrade:

1. Query the Accounting Setup by the primary ledger or secondary ledger using General Ledger's Accounting Setup Manager.
2. Update the Primary to Secondary Ledger Mapping step for the secondary ledger. In the Journal Source and Category Conversion region, select Yes in the Transfer Journals to this Secondary Ledger box for the subledger source and category that you want General Ledger Posting to transfer.

Note: You can use a combination of both options. For example, you can use Subledger Accounting to handle some subledgers and General Ledger Posting to handle other subledger transactions. Journals that are entered directly in the primary ledger, such as manual journals, will be transferred to the secondary ledger by the General Ledger Posting program.

Secondary Sets of Books in Payables and Receivables

If you are using secondary sets of books in Oracle Payables and Receivables, the secondary sets of books become subledger-level, secondary ledgers in Release 12. In Release 12, Subledger Accounting (SLA) will automatically create the accounting for Payables and Receivables transactions in both the primary ledger and the subledger level secondary ledger simultaneously.

If you used the General Ledger Consolidation functionality to map and transfer subledger transactions into these secondary set of books, then you can continue to do so in Release 12. With the new features in Release 12, however, you have two options to automate this process. For more information about enabling these options, refer to the previous section, Set of Books Linked to Asset Books, page 10-6.

Multiple Reporting Currency Changes

Reporting sets of books from Release 11*i* will become subledger-level reporting currencies that are assigned to a primary ledger unless the MRC_DEBUG profile option is set to zero, in which case, the reporting set of books will become a journal-level reporting currency in Release 12.

Note: A subledger-level reporting currency maintains a currency representation of all subledger journals, GL journal entries, and balances for the primary ledger.

A journal-level reporting currency, which can be assigned to a primary ledger or secondary ledger, maintains a currency representation for GL journals and balances in the primary or secondary ledger.

Multiple Reporting Currency Sets of Books

Release 11*i* multiple reporting currency (MRC) primary sets of books and assigned reporting sets of books become primary ledgers with assigned reporting currencies in Release 12. Both the primary ledger and its reporting currencies will be included in the same accounting setup in Release 12. In addition, a data access set that includes the primary ledger and all of its assigned reporting currencies will automatically be created during the upgrade.

Reporting Sets of Books Assigned to Secondary Sets of Books

In Release 11*i*, reporting sets of books that are assigned to Payables and Receivables secondary sets of books will be upgraded as subledger level secondary ledgers that are assigned to the primary ledger.

Terminology Changes for Reporting Set of Books Options

The following discusses the terminology changes associated with the General Ledger Reporting Currency Option:

Release 11 <i>i</i> Option	Release 12 Option	Additional Details
Default Reporting	Default Rate Type	This option is displayed in the Currency Translation Options region of the Update Reporting Currency page in Release 12. This option defaults from the Default Reporting field of the Release 11 <i>i</i> GL Conversion Rules form. If no GL Conversion Rules were specified, then this option defaults from the Default Reporting field of the first record in the Conversion Options window.

First MRC Period	First Future Conversion Period	This option is displayed in the Data Conversion Initiation region of the Update Reporting Currency page in Release 12.
GL Conversion Rules	Journal Source and Category Conversion	This option is displayed in the Journal Source and Category Conversion region of the Update Reporting Currency page in Release 12.
inherit check box	Retain Transaction Rate Type	This option is displayed in the Currency Translation Options region of the Update Reporting Currency page in Release 12. This option defaults from the Inherit check box in the Release 11i GL Conversion Rules form. If no GL Conversion Rules were specified, then this option defaults from the Inherit check box from the first record in the Conversion Options window.
No Rate Action	Missing Conversion Rate	This option is displayed in the Currency Translation Options region of the Update Reporting Currency page in Release 12.
MRC: Maximum Days to Roll Forward Conversion Rate profile option	Number of Days to Find the Last Rate	This option is displayed in the Currency Translation Options region of the Update Reporting Currency page in Release 12.
GL/MRC Journals: Inherit the Journal Creator from the Primary Book's Journal profile option	Retain Journal Creator from Source Ledger	This option is a Yes/No drop down box that is displayed in the Journal Conversion Rules region of the Update Reporting Currency page in Release 12.

Reporting Book Initialization Option: <ul style="list-style-type: none"> • Derive From Original Transaction Rate • Use Initialization Rate 	Retain Original Conversion Rate Type: <ul style="list-style-type: none"> • Yes • No 	This option is a Yes/No drop down box that is displayed in the Data Conversion Initialization region of the Update Reporting Currency page in Release 12: <ul style="list-style-type: none"> • If the Release 11<i>i</i> setting was Derive From Original Transaction Rate, then the Release 12 option will be set to Yes. • If the Release 11<i>i</i> setting was Use Initialization Rate, then the Release 12 option will be set to No.
If Use Initialization Rate specified, the Conversion Date	Historical Conversion Rate Date	This option is displayed in the Historical Conversion region of the Update Reporting Currency page in Release 12.
If Use Initialization Rate specified, the Conversion Type	Historical Conversion Rate Type	This option is displayed in the Historical Conversion region of the Update Reporting Currency page in Release 12.

Deleted Profile Option

The Release 11*i* profile option called GL/MRC: Post Reporting Journals Automatically has been removed in Release 12. By default, all reporting currency journals will be automatically posted when posted in the source ledger.

Synchronized Options for Primary and Reporting Sets of Books

In Release 11*i*, users could change settings for certain options on a primary set of books independently of its reporting set of books. The upgrade will preserve the Release 11*i* settings, but in Release 12 these options cannot be manually updated for reporting currencies because the reporting currency will inherit its settings from its source ledger. If you modify any of the ledger options for the source ledger after the upgrade, the settings on the reporting currency will automatically be changed to be synchronized with the source ledger. Be aware that you may not be able to revert to certain Release 11*i* configurations once options are changed. The following summarizes all of the ledger options that will be automatically changed for the reporting currency if updated in the source ledger in Release 12:

- Number of Future Enterable Periods
- Rounding Differences Account
- Reserve for Encumbrance Account
- Retained Earnings Account
- Intracompany Balancing Rules
- Enable Journal Entry Tax
- Journal Reversal Criteria Set
- Require Budget Journals option
- Period End Rate Type
- Period Average Rate Type
- Translation Adjustment Account
- Secondary Tracking Segment option (once enabled for a ledger, the Track by Secondary Segment option cannot be disabled)
- Descriptive Flexfields
- Suspense Account

Reporting currencies in Release 12 will inherit the primary ledger's suspense posting option. If suspense posting is enabled for the primary set of books and not enabled in the reporting set of books in Release 11*i*, then in Release 12, the reporting currency will have suspense posting enabled and use the same suspense account as the primary ledger.

If suspense posting is not enabled for the primary set of books but enabled in the reporting set of books in Release 11*i*, then in Release 12, the reporting currency will also not have suspense posting enabled to be synchronized with its source ledger.

Different Average Balance Settings for Primary and Reporting Sets of Books

In Release 11*i*, users can set the Average Balances or Average Balance Consolidation options for the primary set of books independently of the reporting set of books. In Release 12, users can only set these options for the ledger and the reporting currency will inherit the attribute from its source ledger. For upgrade cases, Oracle will preserve the Release 11*i* configurations.

Note: If average balances is disabled in the primary ledger, but enabled

for its reporting currency, General Ledger Posting will terminate with an error when posting subsequent journals. Users will need to disable the conversion of the reporting currency that has Average Balances enabled to successfully post journals in the primary ledger.

Single-Reporting Set of Books Assigned to Multiple Primary Sets of Books

If you currently have multiple primary sets of books linked to one reporting set of books in Release 11*i*, this configuration will be upgraded to multiple primary ledgers that share the same reporting currency. You will not, however, be able to use some of the new Release 12 features using this configuration. For example, you will not be able to query accounting setups by the name of the upgraded reporting currency; you will only be able to query accounting setups by the name of the primary ledger. Currency translation in Release 12 is another feature that may not behave as intended with this setup.

If multiple primary ledgers are linked to a single reporting currency, then the reporting currency will synchronize its own settings to be synchronized with the primary ledger that was most recently updated. For example, if you have different settings for suspense posting where one primary ledger has it enabled and another does not, once you update one of the primary ledgers, the shared reporting currency will inherit the settings from the primary ledger that was last updated.

Be aware that users who had access to the reporting set of books in Release 11*i* will have access to all of the reporting currencies for a single primary ledger. In addition, users who had access to the primary ledger will now have access to the reporting currency as well. This is required to prevent posting errors. In Release 12, the journals for both the primary ledger and its reporting currencies will be grouped in the same journal batch. In order to successfully post the batch, the user who initiates the posting process must have access to both the primary ledger and its reporting currencies.

Reporting Set of Books Not Assigned to a Primary Set of Books

Accounting Setup Manager does not support unattached reporting set of books that are not assigned to a source ledger. In Release 11*i*, if you had reporting sets of books that were not assigned to a primary set of books, then in Release 12, those reporting sets of books will be upgraded to primary ledgers. You can continue to use the upgraded primary ledger for journal processing.

If you do not want these unattached reporting sets of books to be upgraded to primary ledgers, then before the upgrade, you should assign the reporting set of books to a primary set of books using the Assign Reporting Set of Books form in Release 11*i*.

Reporting Sets of Books with Disabled Relationships to a Primary Set of Books

In Release 11*i*, if you disabled a reporting set of books' relationship to its primary set of books, that reporting set of books will still be upgraded as a disabled reporting currency

assigned to the upgraded primary ledger. This will ensure that historical information is retained.

Reporting Sets of Books with Translated Currencies

In Release 11*i*, if you performed currency translation in a reporting set of books, then the translated balances will upgrade to balance-level-reporting currencies in Release 12. After upgrade, you can continue to run translation for these balance-level-reporting currencies, but you will not be able to translate to new currencies. Also, you will not be able to update the currency translation options for these balance-level-reporting currencies, such as the period-end rate type, period-average rate type, and cumulative-translation adjustment account.

Reporting Set of Books with Inconsistent Journal Conversion Rules

In Release 11*i*, the journal conversion rules defined for a reporting set of books provided instructions to the General Ledger Posting program on converting specific journal sources to a reporting currency. Typically, journals from MRC-enabled subledger sources should not be converted using journal conversion rules because they would automatically be converted at the subledger level. Having MRC-enabled subledger sources also converted using journal conversion rules may result in double counting; once at the subledger level and again at the general ledger level.

Prior to the upgrade, you should use the Assign Reporting Set of Books form to verify that the journal conversion rules are correctly defined. The optional Preupgrade Diagnosis Program will identify all sets of books that have inconsistent journal conversion rules defined.

For more information, refer to the *Oracle Applications Upgrade Guide: Release 11*i* to Release 12 Guide*, "Appendix A: Financials Upgrade Impact" Financials and Procurement Products, General Ledger.

Reporting Set of Books with Inconsistent Setup across Products or Operating Units

Users may have reporting sets of books with inconsistent setup configurations between different products and/or operating units in Release 11*i*. An example of this is an AR book with three operating units enabled and an AP book with only two operating units enabled. This type of configuration is not supported in Release 12. In Release 12 reporting currency conversion options are synchronized across all products and operating units for that reporting currency.

If you wish to modify these configurations prior to the upgrade, refer to the optional preupgrade diagnosis program discussed in the Release 12 Upgrade Guide, Appendix B. Otherwise, the reporting sets of books will upgrade as-is, and you will not be able to update the setup options for a specific product and/or operating unit after the upgrade.

Reporting Set of Books with Incomplete Setup for Products or Operating Units

Users may have reporting sets of books enabled only for a partial set of products and/or

operating units in Release 11*i*. All of the sets of books with missing setups are listed in the optional preupgrade diagnostic program discussed in the *Oracle Applications Upgrade Guide: Release 11i to Release 12*, Appendix B. This type of configuration is not supported in Release 12.

Refer to the Release 11*i* Multiple Reporting Currencies User Manual to complete the setup, otherwise each set of books will upgrade as-is, and users will not be able to define the setup for a specific product and/or operating unit after the upgrade. For those reporting sets of books not enabled for General Ledger, but enabled for other subledger products, the upgrade will automatically create a default accounting setup for General Ledger.

Move/Merge

In Release 11*i*, users needed to submit a separate move/merge request and a separate move/merge reversal for a primary set of books and each of its reporting sets of books.

In Release 12, source ledgers and their assigned reporting currencies are more tightly integrated and processing has been streamlined. In Release 12, if users submit a move/merge request for the source ledger, the move/merge request will automatically be submitted for all of its assigned reporting currencies. This also applies to move/merge reversals. If users subsequently reverse the move/merge request that was submitted in Release 12, then the reversal will apply to both the source ledger and all of its assigned reporting currencies. Users will not be able to submit separate move/merge requests or move/merge reversals for the source ledger or its reporting currency.

Note: If a move/merge request that was submitted in Release 11*i* is later reversed after upgrading to Release 12, then the reversal will only affect the ledger or reporting currency that submitted the original move/merge request. For example, if the original move/merge request was submitted by the primary set of books, then reversing it in Release 12 will only affect the primary ledger. If users want to keep the reporting currencies synchronized with the primary ledger after the move/merge reversal, they will need to adjust reporting currency balances by entering manual journal entries.

Note: The request names of upgraded move/merge requests that have the same name within the same chart of accounts will be appended with the Ledger ID.

Global Accounting Engine Integration

This section describes details for users who integrated General Ledger with Global Accounting Engine.

Single Secondary Set of Books Assigned to Multiple Primary Sets of Books.

If you are using the Global Accounting Engine and you have more than one main set of books linked to the same multiple-posting set of books, this configuration will upgrade to multiple primary ledgers (each in a different accounting setup) that have the same secondary ledger assigned. You can continue to use this configuration in Release 12, but you may not be able to use some new Release 12 features. For example, you will not be able to query accounting setups in Accounting Setup Manager by the secondary ledger; you will only be able to query accounting setups by the primary ledger. You will be able to view the secondary ledger in all of the accounting setups for the shared primary ledgers using Accounting Setup Manager.

Global Accounting Engine Dual Posting

The Global Accounting Engine Dual Posting solution in Release 11*i* allowed you to transfer a single Payables or Receivables transaction to two sets of books using different accounting rules. Because Global Accounting Engine Dual Posting only addressed transactions from specific subledgers, such as Payables and Receivables, all other transactions that require a second accounting representation could only be addressed by the General Ledger Consolidation functionality to map and transfer these transactions into a second set of books.

In Release 12, the main set of books are upgraded as a Primary Ledger, the posting set of books are upgraded as a Subledger level Secondary Ledger, and Global Accounting Engine is replaced by Subledger Accounting. If you used Global Accounting Engine to transfer subledger transactions to the posting set of books, then in Release 12, Subledger Accounting (SLA) automatically creates the accounting for these subledger transactions in both the primary ledger and the subledger level secondary ledger simultaneously. If you used the General Ledger Consolidation functionality to manually transfer other subledger transactions to the posting set of books, then in Release 12, you can continue to do this. With the new features in Release 12, however, you have two options to automate this process. For more information about enabling these options, refer to the Set of Books Linked to Asset Books, page 10-6 section.

Period Rates

All period rates defined in Release 11*i* upgrade to daily rates in Release 12. Period end rates upgrade to daily rates with a conversion rate type name of Period End <ledger id>. Period average rates upgrade to daily rates with a conversion rate type name of Period Average <ledger id>.

If you performed currency translation in your Release 11*i* sets of books, those sets of books will become ledgers in Release 12 with currency translation options assigned. The daily rates that represent the period end and period average rates will be automatically assigned to the ledger. You can view all upgraded period rates in the Daily Rates form or from the Daily Rates page in Currency Rates Manager in Release 12.

Revaluation

This section discusses upgrade details regarding revaluation and revaluation sets in Oracle General Ledger Release 12.

Revaluation Adjustments Involving Period Rates

In Release 11*i*, revaluation adjustments could be calculated using period rates, daily rates of a specified rate type, or user-entered rates specified at run time for the revaluation request. Revaluation sets were specific to a set of books.

For the Release 12 upgrade, set of books-specific period rates are merged into the daily rates model, identifiable by unique period-end and period-average rate types. Under this new model, revaluation adjustments are calculated with the option of either using daily rates of a specified rate type or one-time, user-entered rates specified for the revaluation; the period rates option has now been removed from the user interface. It is also now possible to share revaluation sets across ledgers that share a common chart of accounts.

The upgrade process merges the period rates with the daily rates model by assigning system-generated period-end and period-average rate types to sets of books when converting them to ledgers. Existing revaluation sets that were assigned the period rates option are modified to use the daily rates type option. The rate type assigned to each revaluation set corresponds to the system-generated, period-end, rate type assigned to the upgraded ledger.

Revaluation Sets Involving Secondary Segment Tracking

In Release 11*i*, revaluation sets were specific to the set of books. It was possible to have gain/loss templates correspond to the setting for the secondary segment tracking revaluation option on the set of books. Alternatively, the templates could also correspond to the profile option that controlled cost center tracking. For example, if secondary segment tracking was enabled for the set of books, the secondary tracking segment in the gain/loss account templates would be filled in dynamically by the revaluation program and could not be updated by the user. The balancing segment was always non-updateable for the templates because this was dynamically determined in all situations.

In Release 12, it is now possible to share revaluation sets across ledgers that share a common chart of accounts. These ledgers may have different settings for secondary segment tracking or for the cost center tracking profile option. The gain/loss account templates for revaluation sets have been updated to only have a non-updateable field for the balancing segment; all other segments require a segment value. This makes the revaluation set equally usable for all ledgers regardless of how they track revaluation.

During the upgrade, revaluation sets will keep the same gain/loss account templates as originally defined. Where there are non-balancing segments that are missing an account value in the templates, it is not possible for the system to assign appropriate account

values. In Release 12, however, the system requires all segments, except the balancing segment, in the templates to contain values, so users will need to enter values for these segments prior to running revaluations with the upgraded templates.

The non-balancing segments that require attention applies to users who satisfy the following conditions:

- Users have multiple sets of books in Release 11*i*.
- The sets of books share the same chart of accounts.
- The sets of books are configured with different settings for the revaluation option for secondary segment tracking.
- Users want to run revaluation for upgraded sets of books that did not have the secondary segment tracking enabled for revaluation in Release 11*i*.

Statistical Report-Level Currency for Financial Statement Generator Reports

In Release 11*i*, it was possible for users to specify the statistical (STAT) currency as the report-level currency or runtime currency for Financial Statement Generator reports. In Release 12, the report-level currency and runtime currency must represent a ledger currency. Since the STAT currency cannot be a ledger currency, any upgraded reports from Release 11*i* that referenced STAT at the report-level will no longer display the STAT currency for that field. The field will be blank.

The upgraded report will still work but you will not be able to specify the STAT currency at runtime. In order to report on STAT currency balances, you should update those reports and specify the STAT currency at the row-level or column-level or use currency control values for the STAT currency.

Oracle Global Accounting Engine

This chapter covers the following topics:

- Overview
- Replacement of Global Accounting Engine Features
- Replacement of Country-Specific Features

Overview

In Release 11*i*, users operating in France, Greece, Italy, Spain, or Portugal were able to implement the Oracle Global Accounting Engine. In Release 12 Oracle Subledger Accounting extends and replaces the Global Accounting Engine functionality by providing a flexible and customizable, rule-based engine that is used across all Oracle E-Business Suite subledger applications. The upgrade from the Global Accounting Engine to the Oracle Subledger Accounting is based on the following assumptions:

- Oracle Subledger Accounting supports all Global Accounting Engine features.
- A fully automated migration of all Global Accounting Engine data and setup options to Oracle Subledger Accounting is provided. This includes:
 - Upgrading of the existing accounting data in the Global Accounting Engine to the new Subledger Accounting data model.
 - Upgrading of the existing setup options from the Global Accounting Engine to the Oracle Subledger Accounting or General Ledger whenever necessary.

Since users do not have the ability to modify the standard rules provided by the Global Accounting Engine, the seeded rules delivered by the subledger applications in Release 12 will generate accounting that is equivalent to that generated by the Oracle Global Accounting Engine rules.

Replacement of Global Accounting Engine Features

In release 12, Oracle Subledger Accounting (SLA) provides the same functionality that is available in release 11*i* with Global Accounting Engine. The following list shows how the different Global Accounting Engine features are implemented in SLA:

- **Posting Manager** - Global Accounting Engine Posting Manager window is replaced by the Create Accounting program. This program allows the user to launch the process that generates the subledger journal entries. The Create Accounting program supports both draft and final mode in the same way as the Posting Manager.
- **Multiple Posting** - Similar to the Multiple Posting feature available in the Global Accounting Engine, SLA provides users with the ability to create multiple accounting representations at the document level. The setup is done using the Accounting Setups page in General Ledger by attaching secondary ledgers to a primary ledger.

For more information, refer to the Oracle General Ledger Chapter, Global Accounting Engine Integration.

- **Sequencing** - SLA uses the accounting sequencing feature provided by General Ledger to sequence subledger journal entries at creation time. The setup is done using the Sequencing option on the Accounting Setups page in General Ledger.
- **Legal Sequencing** - SLA uses the reporting sequencing feature provided by General Ledger to sequence subledger journal entries at period close. The setup is done using the Sequencing page on the Accounting Setups page in General Ledger.
- **Control Accounts** - Third Party Control accounts are defined in General Ledger. SLA maintains balances for each combination of third party and third party control account.

For more information, refer to the to *General Ledger User's Guide*.

- **Manual Journal Entries** - Users can enter manual journal entries in the subledgers. Manual journal entries are stored in SLA and transferred to General Ledger along with the journal entries created by the Create Accounting program.
- **Customer and Supplier Merge** - SLA provides the Third-Party merge functionality that addresses both customer merge and supplier merge in a consistent way.
- **Inquiries** - Global Accounting inquiries are replaced by the following SLA inquiries:
 - Accounting Events Inquiry

- Journal Entries Inquiry
- **Reports** - Global Accounting Engine reports are replaced by the following SLA reports:
 - Journal Entries Report
 - Account Analysis Report
 - Third-Party Balances Report

Users can take advantage of the XML Publisher features to create their own layouts based on the report extracts provided by SLA.

For more information, refer to the *Oracle Subledger Accounting Implementation Guide*.

Replacement of Country-Specific Features

In general, country-specific features supported by the Global Accounting Engine are now included in the seeded accounting definitions provided out of the box by the subledger applications, with the following exceptions:

- Oracle E-Business Suite no longer provides a separate set of accounting rules for Italy.
- Oracle Payables has added fields to the Invoice Workbench to capture information for deferred expenses accounting, and makes this information available as sources to Subledger Accounting. The seeded accounting definitions, however, do not include accounting for deferred expenses. Italian users need to create their own accounting definitions if they want to create multi-period accounting for deferred expenses.

For more information, refer to the *Oracle Subledger Accounting Implementation Guide*.

Oracle Internet Expenses

This chapter covers the following topics:

- Overview
- Itemization
- Integration with Oracle Payments
- Global Per Diem and Mileage
- Expense Allocations
- Expense Report Export (Invoice Creation)
- Integration with Oracle E-Business Tax
- Obsolete Functionality

Overview

Some features that were not included in 11.5.10 CU2, were released in OIE.K. For users upgrading to Release 12 from OIE.K and above, the upgrade functionality includes integration with Oracle Payments, expense report creation (invoice creation) and integration with Oracle E-Business Tax.

Itemization

In Release 12, a data model change supports creation of a parent line when itemizing an expense line. After the upgrade to Release 12, the expenses entry and audit management business process flows are impacted.

After the upgrade to Release 12, end users will access itemization from the Credit Card and Cash and Other Details pages as opposed to an Itemization button on the Credit Card and Cash and Other multi-row pages. The Details page now automatically launches itemization when itemization is required for expenses. For expenses that do not require itemization, this page lets users itemize expense lines using the Itemize

button. Receipt required is enforced at the parent level. The Credit Card and Cash and Other multi-row pages no longer display the itemized personal expenses table. Itemized personal lines are viewable in the Details page. A summary total is viewable on the Review and Confirmation pages. When itemization exists, this page displays only a read-only parent expense line for itemized expenses. Parent lines are created using the first itemized child line as a model.

There is also impact on the audit expense report flow after the upgrade to Release 12. Payables personnel are presented with a new visual representation of receipts and corresponding itemizations for better clarity. A Details button allows drill-down to the Details page, and further itemization if required. Payables personnel can now itemize expenses or modify itemizations through this Details page, which is enabled using function security.

Integration with Oracle Payments

In Release 12, Oracle Internet Expenses integrates with the centralized, credit-card, data model provided by Oracle Payments. Please refer to the Oracle Payments chapter of this document for details.

Global Per Diem and Mileage

In Release 12 the global Per Diem and Mileage feature is updated to provide additional support for complex per diem and mileage calculations and to provide adequate support for statutory regulations, especially in the Nordic countries. The user interface is updated to capture information that accurately generates reimbursement values based on business rules.

For end users, the impact of upgrading to Release 12 is in the expenses entry Details page. This page is modified with new columns to capture information regarding the new rules. Specifically:

When viewing the per diem details for a completed expense report, the Details page will display in the pre-Release 12 format.

When viewing the per diem details for a saved expense report, the user will be asked to regenerate the per diems for each of the expense report's lines so that the per diem data can be re-created with the proper amount of detail.

For system administrators, the impact of upgrading to Release 12 is in the schedules setup. The schedule type for all existing schedules has been set to Per Diem. The per diem type for all existing schedules are derived as follows:

When meals deductions and accommodations deductions exist, then the per diem type should be Meals and Accommodations.

When meals deductions and accommodations additions exist, then the per diem type should be Meals.

When only meals deductions exist, then the per diem type should be Meals.

When only accommodations deductions exist, then the per diem type should be Accommodations.

When only accommodations additions exist, then the per diem type should be Others.

For all other schedules, the per diem type should be Others.

When a meals policy schedule had an accommodation/additions rule before the upgrade, then the schedule should now include a night rate allowance.

Expense Allocations

In Release 12, the Expense Allocations feature is upgraded to accommodate the ability for users to split expenses across multiple accounting segment values, such as across multiple cost centers. Similarly, Oracle Projects users can split expenses across multiple projects or tasks. To support this feature, the data model stores expense lines at the distribution level.

Given this functionality, several business process flows are impacted. Prior to Release 12, end users entered project allocation information on the credit card and cash and other multi-row and details pages. In Release 12, they will enter this information in the Expense Allocations step. This step has been redesigned to allow end users to enter accounting allocations directly to the individual expense lines. In addition, this page supports splitting expense lines based on different allocation methods and allocation utilities. The way in which managers and payables personnel approve expense reports is also impacted. Managers can view the expense line distributions. Payables can view all distributions and update account distributions.

Expense Report Export (Invoice Creation)

Oracle Payables Release 12 Invoices Lines project, introduced into their Invoice data model the concept of an Invoice Lines table. The major impact in Oracle Internet Expenses is the Expense Report Import program.

The Payables Open Interface Import APIs are used to indirectly import the Expense Report transactions from the Open Interface tables into the Payables Invoice tables. The existing Expense Report header and lines table will be treated as a transaction table as opposed to an interface table. Only expense reports created using Internet Expenses and Payables Expense Entry forms will be stored in the Expense Report transaction table.

In Release 12, Oracle Internet Expenses leverages this new functionality. After upgrade to Release 12, there is impact to Payables personnel's responsibilities. Payables personnel are introduced to an additional self-service flow (OA Framework page) which allows them run the Expense Report Export concurrent program from the Internet Expenses Auditor and the Internet Expenses Audit Manager responsibilities. A new user interface allows them to review the export results online and analyze them quickly. Four categories of results list the expense reports for which invoices were created, the expense reports that had prepayments applied, the expense reports placed on hold, and the expense reports that were rejected. They are not required to run the

concurrent program through the Oracle Payables Concurrent Request form.

Integration with Oracle E-Business Tax

Prior to Release 12, Oracle Internet Expenses leveraged Oracle Payables' tax solution. With the upgrade to Release 12, Oracle Internet Expenses along with Oracle Payables integrates with Oracle E-Business Tax. As a result, all Oracle Internet Expenses code and screens where tax code is referenced are changed to tax classification. The user interface impact in Release 12 is that all OIE code and screens where tax code is referenced are changed to tax classification. All tax code pop lists are converted to a tax classification LOV and the Amount Includes Tax is removed from Entry, Audit and Setup screens.

Refer to the Oracle Payables chapter for detailed analysis on impact.

Obsolete Functionality

The following functionality is obsolete in Release 12:

Audit Form

Oracle will no longer support the Oracle Payables Expense Reports form for audit activities. Oracle, however, will continue to support the Expense Report Form for expense entry activities for the features available as of 11i.OIE.J. No further feature enhancements will be made to the Expense Report Form in Payables.

Customers are required to use the HTML-based audit management module, currently available in Oracle Internet Expenses.

Itemization page

The Itemization page in the Expenses Entry flow is obsolete. Itemization for expenses can now be done in the corresponding Details pages.

Oracle iProcurement

This chapter covers the following topics:

- Overview
- Catalog Agreement Management
- Content Security

Overview

Oracle iProcurement Release 12 gives catalog administrators the ability to make small and quick updates to catalog content online. The online authoring feature complements the existing batch upload process, which is optimized for large data upload. This release also gives more comprehensive and flexible rules for securing catalog content. Below is a description of the upgrade impact on the catalog management.

Catalog Agreement Management

Bulk-loaded items in iProcurement will be migrated to newly created Global Blanket Procurement Agreements (GBPA) based on their Supplier, Supplier Site, Currency, Operating Unit, and Contract Reference. From the iProcurement Catalog Administration responsibility, there will be a summary of all newly created GBPAs for bulk-loaded items. There will also be a data-exceptions report that lists all the exceptions that prevent migration of bulk-loaded content to new GBPAs. For more details on how to correct these exceptions, refer to the iProcurement Preupgrade steps in the *Oracle Applications Upgrade Guide: Release 11i to Release 12*.

The following is a list of changes in Release 12 as a result of the catalog upgrade:

- The upgrade will migrate bulk-loaded items into GBPAs. Release 12, users will load content into a GBPA and they will no longer need to provide Supplier, Supplier Site, Operating Unit, and CPA/GCPA reference in the file. The bulk-load option will also be available for BPAs and quotes.

- In Release 12, users will not be able to load catalog content for all Operating Units. Please refer to the Oracle Purchasing Implementation guide for more details on assigning GBPAs to Operating Units.
- Approved Supplier's Lists (ASLs) will not be shown in iProcurement search results. In Release 12, the Oracle Purchasing Sourcing Rule will be used to determine the best Supplier and Supplier Site combination during the requisition creation process.
- The bulk-load file format in Release 12 has been changed. A Converter has been provided for users to convert old files to Release 12 format.
- In Release 12, users will not need to run the extractor to update the catalog content. It will be updated in real-time.

Content Security

The upgrade process will upgrade existing realms, stores, and catalogs to Release 12 stores and content zones in the following way:

- Migrate local catalogs to become Local content zones. Local catalogs may contain supplier restrictions. These restrictions are carried forward as supplier restrictions in Release 12 content zones.
- Migrate punch out, transparent punch out, and informational punch out catalogs to their corresponding types of Release 12 content zones.
- Migrate catalog and non-catalog stores to become Release 12 stores. Release 12 stores can contain both catalog and non-catalog content. Previous stores may contain operating unit restrictions. These restrictions will not be carried forward into Release 12 stores. Instead, these restrictions are applied to every content zone within each store having operating unit restrictions.
- Migrate category realms at the responsibility level. In Release 12, category restrictions are applied to each individual content zone.
- Migrate item source realms for Responsibilities.
- Migrate Default Smart Forms such that they have the lowest available sequence number within Release 12 stores. This way, smart forms that appeared by default previously will continue to appear by default in Release 12.
- POR: Approved Pricing Only profile is no longer used. The upgrade will apply the correct settings in each content zone to achieve the same functionality in Release 12.
- Migrate descriptor configuration. Previously, it is possible to provide invalid values for Descriptor settings such as Search Result Visibility, Item Detail Visibility, and

Searchability— Invalid configuration settings were simply ignored by the system. Release 12 validates Descriptor configurations at the time when they are updated in the user interface, and will not allow any invalid value to be provided.

- The upgrade will re-default all the properties for the seeded descriptors from previous releases. For example, visibility, sequence setting and alternate names may change. After the upgrade, administrators should review the seeded descriptors properties and make any necessary changes.

The following notes refer to changes in behavior in Release 12 as a result of Content Security enhancements:

- Shopping Lists are migrated but content security is applied differently on Release 12 Public and Favorite lists. In Release 12, items on Shopping Lists are available to a user if that user's responsibility and Operating Unit context are such that he would have access to that same item through a Store. If the user does not have access rights to an item through the normal Store search and browse function, he will not have access rights to that item on a Shopping List.
- User-level realm will no longer be supported.

Refer to the *Oracle iProcurement Implementation and Administration Guide* for more details.

Oracle iSupplier Portal

This chapter covers the following topics:

- Overview
- Suppliers in Trading Community Architecture
- Supplier Address Change Requests
- Supplier Contact Change Requests
- Supplier Bank Account Change Requests
- Multiple Organizations Access Control Impact on Supplier Management Group

Overview

In Release 12, Supplier Profile Management is impacted due to changes in the way suppliers are stored and shared by multiple organizations. Suppliers are now defined leveraging the common Trading Community Architecture (TCA) data model and can be shared across organizations using the new Multi-Organizations Access Controls. These changes will impact iSupplier Portal customers upgrading from Release 11.5.9 or Release 11.5.10.

Suppliers in Trading Community Architecture

In Release 12, all suppliers are defined as Trading Community Architecture (TCA) parties. During the upgrade, TCA party records are created (or updated) for all suppliers and they are linked back to their records in the existing supplier entities.

In Release 11i.5.8, 11i.5.9 and 11i.5.10, iSupplier Portal creates TCA parties for suppliers that have supplier user accounts. These TCA parties will be re-used by the Release 12 upgrade as the TCA parties for the corresponding supplier entities.

The upgrade will also create TCA party sites and HZ Locations for all existing vendor sites to represent the (the approved) supplier addresses. It will also create Person Parties for all existing vendor contacts to represent (the approved) supplier contacts.

For more information, refer to Suppliers Added to Trading Community Architecture, page 17-2 in the Oracle Payables chapter.

Supplier Sites

In Release 12, the TCA data model allows a single supplier address to store the location details that, in previous releases, are stored in multiple supplier site records for different Operating Units. Whilst the location details (Address Lines, City, State, etc.) have been removed from the supplier site records, the rest of the site attributes (such as purchasing and invoice setups) are still available so that individual operating units can maintain the parameters used to control how transactions are processed for that site. In Release 12 any change to the supplier's location details only has to be made once to the supplier address and immediately all sites will use the updated address details.

The Release 12 Upgrade will automatically migrate the supplier site details into TCA. For each supplier, the Upgrade process will create a new supplier address for each unique supplier site location. Those sites that share identical site location details – where Address Lines 1 to 4, City, State, County, Province, Country, Zip Code, and Language match exactly – will result in the creation of a single new supplier address that each site uses (see illustration below). The migration will ignore any discrepancies between the communication details (phone, fax) for these matching supplier sites and assign those details from the "first" supplier site to the address. In Release 12, discrepancies between the communication details stored for the address and the sites using the address can be corrected by entering the correct values for the supplier address and then selecting to update the details to all of the sites that share the address. Supplier sites that are similar (such as those whose only difference is an Address Line) but distinct will each create a new supplier address in TCA.

For example; in 11i.10, if the same supplier location is used across three Operating Units and each Supplier Site has the exact same location details, then the Upgrade will update the three Supplier Sites to use a single new address record (Address1 in figure 1). If, however, the Supplier Site in one of the Operating Units has details that are similar but not exactly the same as the other two sites, then two unique address records will be created (Address1 and Address1a in figure 2).

figure 1 - Matching Supplier Sites

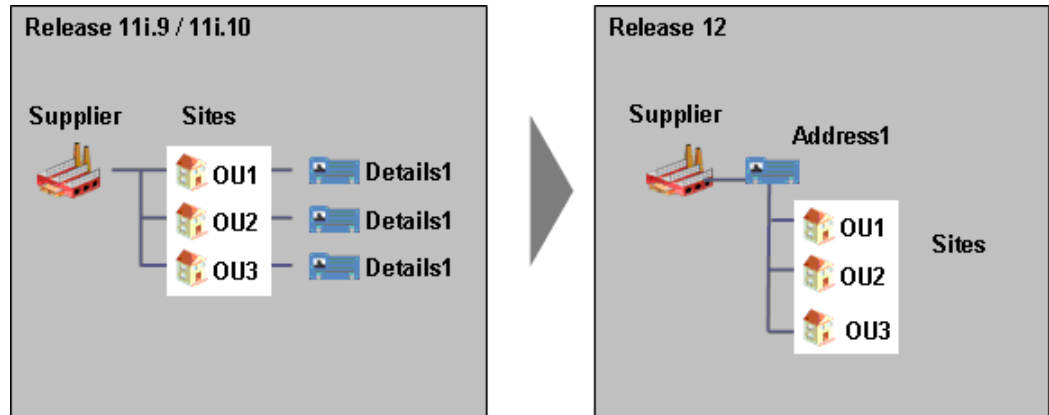
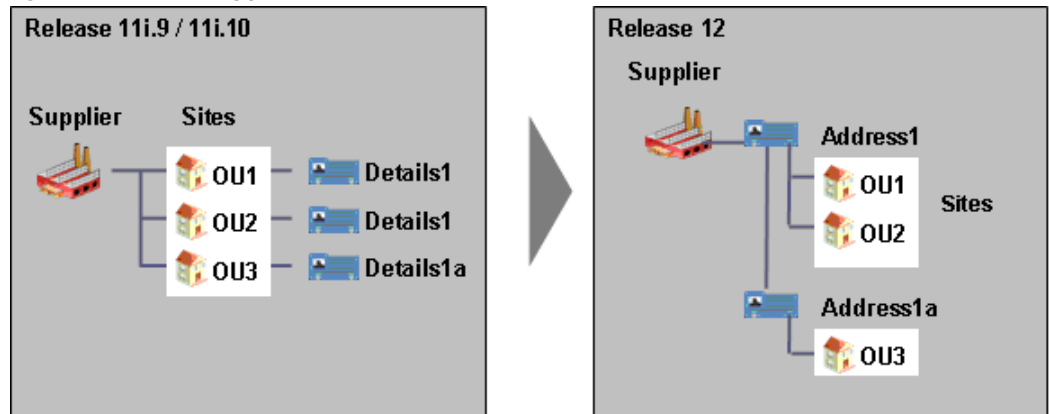


figure 2 - Similar Supplier Sites



Therefore, prior to the upgrade, it is critically important to review and cleanup your supplier site details across all of your operating units in order to prevent the creation of redundant supplier address records. The purpose of the review will be to eliminate the differences between all supplier sites that are similar and in fact represent the same supplier location. To assist with this effort Oracle is providing the following Supplier Site Upgrade Preparation queries for Releases; 11i.9 and 11i.10 to enable you to identify supplier sites that appear to be similar. These queries will be available as 11i.9 and 11i.10 patches that you can download through your Metalink account. The queries will provide the following:

- By supplier, a list of all existing site records that share matching site names but have different site details.
- By supplier, a list of all existing site records that share matching site details, but have different site names.

Once you have identified distinct sites that represent the same supplier location, you

will need to determine which site has the correct location details and then update the other site records to match it. Then, the next time you run the report, the site records should no longer appear in the results. This will result in the upgrade creating a single address record for multiple sites.

Supplier Contacts

Similarly, the TCA data model allows a single supplier contact to store contact details, such as name, E-mail address, phone and fax information that, in previous releases, is stored in multiple supplier site contact records for different operating units.

The Release 12 Upgrade will automatically migrate the supplier site contact details into TCA. For each supplier, the Upgrade process will create new supplier contacts for each unique supplier site contact record. Those site contacts that share identical details – First Name, Last Name, Middle Name, Prefix, Title, Mail Stop, Area Code, Phone, Contact Name, Alternate First Name, Alternate Last Name, Department, E-mail, Address, URL, Alternate Area Code, Alternate Phone, Fax Area Code, and Fax – will result in the creation of a single new supplier contact. Supplier site contacts that are similar, such as those in which the only difference is the phone number, will each create a new supplier contact in TCA. Since the site contact records are migrated after the supplier sites have been converted into addresses, the new contacts will automatically be associated to the appropriate supplier addresses.

Thus, like Supplier Sites, it is advised that customers review their existing Site Contact records for each supplier and eliminate any unnecessary discrepancies prior to the upgrade. To assist with this effort Oracle has provided a Supplier Site Contact Upgrade Preparation query for Releases; 11i.9 and 11i.10, which will highlight supplier site contacts that are considered similar. These queries will be available as 11i.9 and 11i.10 patches that you can download through your Metalink account. The query will provide a list of all site contact records by supplier, that share matching First Name and Last Name, but have different site contact details.

Once you've identified distinct site contacts that represent the same supplier contact, you will need to determine which site contact has the correct details and then update the other site contact records to match it. Then, the next time you run the report, the site contact records should no longer appear in the results. This will result in the upgrade creating a single, supplier contact person, which will be referenced by multiple supplier site contacts.

Supplier Address Change Requests

In previous releases, pending new address requests and update address requests from suppliers created through iSupplier Portal are stored in TCA as Party Sites and Location records. In Release 12, such requests are stored in a new table in iSupplier Portal.

The upgrade will identify pending new address requests and update address requests from suppliers created through iSupplier Portal in previous releases, and copy them to the new table.

The upgrade identifies pending new address requests and update address requests from suppliers created through iSupplier Portal. When a party site and the corresponding HZ location of a supplier party created by iSupplier Portal is found, if:

- the party site is not associated with any vendor site, the party site is identified as a pending new address request.
- the party site is associated with a vendor site but the address details of the corresponding HZ location is not the same as the address details of the vendor site, the party site is identified as a pending update request.

Supplier Contact Change Requests

In previous releases, pending new contact requests and update contact requests from suppliers created through iSupplier Portal are stored in TCA as Party sites and Location records. In Release 12, such requests are stored in a new table in iSupplier Portal.

The upgrade will identify pending new contact requests and update contact requests from suppliers created through iSupplier Portal in previous releases, and copy them to the new table.

Here is how the upgrade identifies pending new contact requests and update contact requests from suppliers created through iSupplier Portal:

- If a Supplier Contact Party is associated with a Vendor Contact record, and the Vendor Site of the Vendor Contact is associated with a Supplier Address and the Supplier Address is associated with the Supplier Contact Party, and if the Person Party's information (First Name, Last Name, Middle Name, Person Title, Phone Area Code, Phone Number, Fax Area Code, Fax Number and E-mail Address) is different from that of the Vendor Contact, the upgrade will identify the Supplier Contact Party as a pending update contact request.
- If a Supplier Contact Party is not associated with a Vendor Contact record, the upgrade will identify the Supplier Contact Party as a pending new contact request.
- If a Supplier Contact Party is associated with a Vendor Contact record, but the Vendor Site of the Vendor Contact is not associated with a Supplier Address, the upgrade will identify the Supplier Contact Party as a pending new contact request.
- If a Supplier Contact Party is associated with a Vendor Contact record, and the Vendor Site of the Vendor Contact is associated with a Supplier Address, but the Supplier Address is not associated with the Supplier Contact Party, the upgrade will identify the Supplier Contact Party as a pending new contact request.

The upgrade will also identify pending new requests to associate supplier addresses and supplier contacts and copy them to a new table in iSupplier Portal.

The upgrade identifies pending new requests to associate supplier addresses and supplier contacts. If a new contact request was associated:

- with a new address request, a new request to associate the address request and the contact request is found.
- an approved supplier address, a new request to associate the approved address and the contact request is found.

Supplier Bank Account Change Requests

Updates to the Bank Account Address Assignments by the supplier user are modeled as Account Assignment Change Requests in Release 12. This update is only for those customers specifically using the Bank Account Address Assignments in Release 11*i*. During the Release 12 upgrade, all the bank account address assignments in Release 11*i* will be considered as "New" assignment requests. After the upgrade, any address assignments updated by the buyer administrator in Release 12 are directly updated in Payables; however, all the changes submitted by the supplier user will have to be reviewed by the buyer administrator before being updated in Payables.

Multiple Organizations Access Control Impact on Supplier Management Group

In Supplier Profile Management, Supplier Management Groups are defined in terms of a buying organization's operating units. Supplier Management Group allows you to control which operating units a particular buyer administrator can maintain.

In Release 11*i*.9 and 11*i*.10, the supplier management group is assigned to a responsibility by defining the profile option value of HR: Security Profile for the responsibility. In Release 12, the supplier management group is assigned to a responsibility by defining the profile option value of MO: Security Profile for the responsibility. The change is in the profile option used. The upgrade will copy the profile option values of HR: Security Profile of iSupplier Portal responsibilities to the profile option of MO: Security Profile for these responsibilities.

Oracle Legal Entity Configurator

This chapter covers the following topics:

- Overview
- Legal Entity Data Migration
- Legal Associations
- GRE/Legal Entity, Operating Unit, and Inventory Organization
- Stamping of Legal Entities on Transactions

Overview

Oracle Legal Entity Configurator provides the ability to manage the legal corporate structure and track data from the legal perspective. Tracking data from the legal perspective will enable detailed reporting at legal entity, establishment, and registration level.

Legal Entity will impact all customers who use the HR model to define Legal Entities. After the upgrade, the users have to maintain the Legal Entity information using Legal Entity Configurator. Legal Entities (LEs) will exist as Trading Community Architecture (TCA) parties with legal information stored in the Legal Entity (XLE) Data Model. The subsidiaries of the Legal Entities will be defined as Establishments. The Establishments will also be defined as parties with legal information stored in the Legal Entity (XLE) Data Model.

Data from a number of sources in Release 11*i* are migrated to the Legal Entity Configurator in Release 12.

Please see Financials Concepts documentation for more information on Legal Entities and Establishments.

The key changes from Release 11*i* to Release 12 are below.

Legal Entity Data Migration

During the Upgrade of Release 11*i* to Release 12, GRE/LEs, AP Reporting Entities, VAT Reporters, Brazilian Companies, and Global Descriptive Flexfields used to represent/store legal information will be migrated to the common legal entity model.

HRMS Organizations with a classification of GRE/Legal Entity will be used to create legal entities. The information on the developer descriptive flex field Legal Entity Accounting attached to the GRE/Legal Entity will be migrated to the legal entity model.

The HRMS Organizations with a classification of GRE/Legal Entity will continue to exist for the purposes of HRMS product. The developer Descriptive Flexfield Legal Entity Accounting attached to the HRMS Organization with a classification of GRE/Legal Entity will be disabled.

HRMS Organizations with a classification of Operating Unit and Inventory Organization will be used to create establishments. The HRMS Organizations with a classification of Operating Unit and Inventory Organization will continue to function in the same way as in Release 11*i*.

Legal Information found in AP Reporting Entities, VAT reporters, Brazilian Companies and Global Descriptive Flexfields will be migrated to the Legal Entity Configurator.

The Legal Entity Configurator will replace features like VAT reporters, Brazilian Companies and Global Descriptive Flexfields that contain legal information.

The Reporting Entities will continue to exist only to support 1099 reporting.

After the upgrade, all features that access or report legal information will be referring to the new Legal Entity Configurator.

Legal Associations

To enable tax calculation based on existing parameters, the association between an establishment and HRMS organizations with a classification of operating unit, inventory organization, ship to location, bill to location and inventory location will be migrated.

To enable Brazilian legal reporting, the association between the establishments and the Balancing Segment Values (BSV) will be migrated. In Release 11*i*, the Brazilian companies contain legal information, set of books, and BSV information. These Brazilian companies will be migrated as establishments and an association between the establishments and the BSV will be built based on the existing information.

After the upgrade, these associations can be maintained through the Legal Entity Configurator.

GRE/Legal Entity, Operating Unit, and Inventory Organization

The HRMS organization with a classification of GRE/Legal Entity is where most of today's Legal Entity information can be found. A developer's Descriptive Flexfield Legal Entity Accounting, attached to the HRMS organization, with a classification of GRE/Legal Entity, allows users to store legal information for various HRMS, Financials, and other product functions. The information from the developer Descriptive Flexfield Legal Entity Accounting and the HRMS organization with a classification of GRE/Legal Entity will be used to create legal entities. After the upgrade, the HRMS organization with a classification of GRE/Legal Entity will continue to exist for the purposes of HRMS. The developer Descriptive Flexfield Legal Entity Accounting will be disabled.

HRMS organizations with a classification of Operating Unit and Inventory Organization are often related to the GRE/Legal Entity and will be migrated as establishments of the Legal Entity. After the upgrade, the HRMS Organizations with a classification of Operating Unit and Inventory Organization will continue to function in the same way as in Release 11i.

Refer to Financials Concepts documentation for more information on Legal Entities and Establishments.

Upgrade Assumptions for GRE/Legal Entity

The creation of legal entities via migration from HRMS organizations with a classification of GRE/Legal Entity to the Legal Entity data model will be based on the following assumptions:

- The HRMS organizations with a classification of GRE/Legal Entity will be considered as candidates for migration.
- HRMS organizations with a classification of GRE/Legal Entity that do not have any Legal Entity Accounting information, such as set of books information, will not be considered.
- If a candidate GRE/Legal Entity organization has no information in the country specific fields such as company name, inception date and others then the relevant data from the organization will be used.
- Default values might be used in those cases where there is insufficient data. For those cases, a sequence number will be generated by the system.

Upgrade Assumptions for Operating Units and Inventory Organizations

The creation of establishments through the migration from HRMS organizations with a classification of operating unit and inventory organization to the Legal Entity data model will be based on the assumptions described below.

Assumptions similar to those outlined for organizations with an Operating Unit

classification will also be made for Inventory organizations with the intention of creating Secondary Establishments.

No other classification of organization other than the operating unit classification or the inventory organization classification will be considered for migrating as Establishments.

Main Establishments:

Regarding Main Establishments:

- Data used in the migration for Legal Entity will be used to create both the Legal Entity and Establishment of type Main Establishment.
- If a candidate organization with a classification of Operating Unit also has an accompanying GRE/Legal Entity classification, it will be assumed that the organization has already been upgraded and used in the creation of a Legal Entity and Establishment (type Main Establishment).
- If a candidate organization with a classification of Operating Unit without an accompanying GRE/Legal Entity classification, but has the same location as the GRE/LE it is associated to will be used in creation of Establishment (type Main Establishment).

Secondary Establishments:

Regarding Secondary Establishments:

- Organizations with a classification of Operating Unit and no accompanying GRE/Legal Entity classification and are associated with a candidate GRE/Legal Entity will be considered as Secondary Establishments.
- For some countries, such as Brazil, most of the Secondary Establishment information will come from various localization sources. Refer to the Country Specific Upgrade Assumptions section of this document for more information.

Not Migrated:

For those organizations with both GRE/Legal Entity and Operating Unit classifications, and where the Operating Unit points to a different Legal Entity, the information will not be migrated.

Country-Specific Upgrade Assumptions for Legal Contacts and Legal Authorities

Country-Specific Upgrade Assumptions for Legal Contacts and Legal Authorities are as follows:

- Portugal - The information in the Global Descriptive Flexfield attached to a Reporting Entity will be migrated as the Legal Authorities.

- Singapore, Chile, Korea, Taiwan - The information in the Global Descriptive Flexfield attached to an HR Location will be migrated as the Legal Contacts.
- Brazil - The information in the Global Descriptive Flexfield attached to a Reporting Entity will be migrated as the Legal Authority and Legal Contacts.
- Belgium - The information found in the JEBE VAT Reporters form will be migrated as Legal Contacts.

Stamping of Legal Entities on Transactions

A column called LEGAL_ENTITY_ID has been added to some of the transaction tables like AR Transactions, AR Receipts, and so forth. The individual products handle the upgrade of stamping transactions with the legal entity ID.

Upgrade Assumptions

The upgrade assumptions regarding legal-entity stamping on transactions are:

- The ID of the GRE/LE associated to the operating unit will be stamped as the legal entity ID on transactions.
- In Release 11*i*, the subledger transactions are stamped with an operating unit ID; this operating unit is used to determine the legal entity.
- When the legal entities are created based of the GRE/LE, the ID from the GRE/LE is copied over as the ID of the XLE Legal Entity.

Postupgrade Step

Review the Legal Entities and other legal information that have been migrated using the Legal Entity Configurator user UIs. All legal objects that meet the upgrade assumptions listed previously will be migrated and available for use as legal entities.

For Brazil:

- The Brazilian companies defined in the Brazilian Company Information form for Brazil are assumed to represent establishments. Each GRE/LE is related to a Brazilian company through the set of books and has a many-to-one relationship.
- The information found in the Brazilian company information form will be used to create secondary establishments.
- The Brazilian companies also stores the balancing segment value. This balancing segment value denotes how the Brazilian companies are accounted for in the set of books. Based on this information, an association between the BSV and the establishments is created.

- The assumption for creating this association is based on the fact, that there is single GRE/LE that is associated to the same set of books as the Brazilian companies set of books. If this assumption is not met, the association between the BSV and the establishments is not automatically migrated and should be manually created.

For France:

The association between the balancing segment values (BSV) and establishments are not automatically created. To support DAS2 reporting, an association between the BSVs and the establishments can be done using the Legal Entity Configurator UIs.

Oracle Loans

Details

The details of the functional upgrade impact for this product are included in the *Oracle Applications Upgrade Guide: Release 11i to Release 12*.

Oracle Payables

This chapter covers the following topics:

- Overview
- Suppliers Added to Trading Community Architecture
- Invoice Lines
- Centralized Banks and Bank Account Definitions in Oracle Cash Management
- Document Sequencing of Payments
- Integration with Oracle Payments for Funds Disbursement
- Payment Configuration Controlled by Global Descriptive Flexfields
- Integration with Oracle Subledger Accounting
- Integration with Oracle E-Business Tax
- Multiple Organizations Access Control

Overview

In Release 12, the Oracle E-Business Suite introduces Subledger Accounting, E-Business Tax, Ledgers, Banks and other common data model components that are used by Oracle Payables.

The following are new in Release 12:

- Suppliers are defined as Parties within Oracle Trading Community Architecture.
- Invoice Lines are introduced as an entity between the invoice header and invoice distributions in order to better match the structure of invoice documents and improve the flow of information like manufacturer, model, and serial number from Purchasing through to Assets.
- Banks, bank branches and internal bank accounts are defined centrally and

managed in Oracle Cash Management

- Document sequencing of payments has moved to the Cash Management bank account uses setup
- Payments, and all funds disbursement activities, are handled by a new module, Oracle Payments
- Payment features controlled by Global Descriptive Flexfields (GDF) in prior releases have been consolidated and migrated into the data models of Oracle Payables, Oracle Payments and Oracle Cash Management. The architecture of this solution moves attributes from the GDFs, which are obsolete in Release 12, to regular fields on the appropriate entity, including the invoice, payment format & document, supplier site, and bank account. Having a single code base as opposed to GDFs implemented per country simplifies global implementations and streamlines transaction processing.
- Oracle Subledger Accounting, a new module in Release 12, handles accounting definitions and all accounting setup associated with a Ledger. (In Release 12, Oracle General Ledger has replaced Sets of Books with Ledgers.) As part of this change, centralized accounting reports are available to all applications. Additionally, Oracle Payables introduces a new Trial Balance report.
- Oracle E-Business Tax, a new module, manages transaction tax setup associated with trading partners and tax authorities, as well as all transaction tax processing and reporting across the E-Business suite of applications. Part of the architecture of this solution moves tax attributes from Global Descriptive Flexfields (GDFs), which are obsolete in Release 12, to regular fields on the appropriate entities.
- A Responsibility can be associated with multiple Operating Units using Multi Organizations Access Control. Due to this change, all processing and some reporting in Oracle Payables is available across Operating Units from a single applications responsibility. Hence you can isolate your transaction data by operating unit for security and local level compliance while still enabling shared service center processing.

Suppliers Added to Trading Community Architecture

In Release 12, Suppliers are defined as Trading Community Architecture (TCA) parties. During the upgrade, TCA party records are created and updated for all suppliers, they are linked back to their records in the supplier entities and the payment and banking details are migrated into the Oracle Payments data model. The supplier, supplier site, and supplier contacts tables are obsolete and replaced with views that join information from the old tables with information in TCA.

TCA Party Creation for Suppliers

During the upgrade, Oracle Payables creates new parties in TCA for all suppliers that do not have existing party information. The parties are created with a party usage of supplier. Country and address information is required for parties in the TCA data model, so if there is no country or address line 1 specified for a supplier site, Oracle Payables derives the country based on the most frequently used operating unit of the supplier's historical transactions. E-Business Tax uses the country information when you elect to calculate tax based on ship-from or bill-from location criteria. Please confirm your setup of parties before you elect to use this E-Business Tax feature.

Also during the upgrade, Oracle Payables reviews the supplier sites and determines duplicates, based on the supplier, address, city, county, province, state, country, zip and language. Oracle Payables then creates only one Party Site for each distinct supplier site address.

Suppliers created using Oracle Trade Management, Oracle Transportation Management, and Oracle iSupplier Portal have existing party information. During the upgrade, Oracle Payables updates the existing party in TCA with the Taxpayer ID from the supplier record, if it is different from the one in TCA.

TCA Party Creation for Employees

In prior releases, employees were defined and linked to a supplier record in order for Oracle Payables to create payments for their expense reports. Employees defined in Oracle Human Resources and associated with an Oracle Payables supplier record have existing party information. During the upgrade, Oracle Payables updates the existing party information to have a party usage of supplier. Oracle Payables does not migrate the employee address to the party site in TCA, they remain in Oracle Human Resources for data security reasons.

Migration of Other Supplier Attributes

In Release 11*i*, you could record the relationship between a franchise or subsidiary and its parent company by recording a value for the Parent Supplier field in the Suppliers window. During the Release 12 upgrade, this information is migrated into the party relationships model of TCA.

Invoice Lines

Invoice Lines are introduced as an entity between the invoice header and invoice distributions in order to better match the structure of real world invoice documents and improve the flow of information in the Oracle E-Business Suite. With the new model, the invoice header remains unchanged, and continues to store information about the supplier who sent the invoice, the invoice attributes and remittance information. Invoice lines represent the goods (direct or indirect materials), service(s) and/or associated tax/freight/miscellaneous charges invoiced. Invoice distributions store the

accounting, allocation and other detail information that makes up the invoice line. In prior releases, a charge allocation table managed the allocations, but this entity is obsolete in Release 12.

During the upgrade, Oracle Payables creates one invoice line for every distribution available in the 11*i* distributions table, except in the case of reversal pairs where Payables creates one line with a zero amount. Other Release 12 features like Subledger Accounting and E-Business Tax integration require that Payables invoice distributions be stored at the maximum level of detail. Oracle Payables makes this transformation of existing invoice distributions during the upgrade. For example, instead of storing the Exchange Rate Variance and Invoice Price Variance as attributes of an invoice distribution, as in prior releases, Oracle Payables will create a distribution for each of those charges.

Centralized Banks and Bank Account Definitions in Oracle Cash Management

In Release 12, the ownership of internal banks and bank accounts will move to Oracle Cash Management for all products in the E-Business Suite. All internal banks and bank accounts you had defined for your operations will be migrated from the Payables entities to the central Cash Management entities. A Legal Entity now owns the bank accounts and their payment documents, rather than being owned by an Operating Unit, as in prior releases.

Also in Release 12, the ownership of supplier bank accounts transitions from Oracle Payables to Oracle Payments. The banks and bank branches will be centralized in Oracle Cash Management entities, as above, however the bank accounts you had defined for your suppliers will be migrated from the Payables entities to the central Payments entities. Oracle Payments centralizes and secures all payment instrument data, including external bank accounts, credit cards, debit cards, and so forth.

Please refer to the Cash Management and Payments sections of this document for more information about the Release 12 Upgrade.

For functional knowledge of Oracle Cash Management, refer to the *Oracle Cash Management Users Guide* and *Oracle Cash Management Implementation Guide*.

For functional knowledge of Oracle Payments, refer to the *Oracle Payments Users Guide* and *Oracle Payments Implementation Guide*.

Document Sequencing of Payments

If you used document sequencing for payments in Release 11*i*, your document sequence category has been migrated from the payment document, which is associated with a bank account and hence, legal entity in Release 12, to the bank account uses entity. If you require, you can also specify the document sequence category at the bank account payment method and payment document levels. These changes are necessary to preserve the option of having document sequence categories vary across operating

units.

Please refer to the Cash Management and Payments sections of this document for more information about the Release 12 Upgrade.

To gain functional knowledge of Oracle Cash Management, refer to the Oracle Cash Management Users Guide and Implementation Guide.

Integration with Oracle Payments for Funds Disbursement

The process to issue payments from Oracle Payables (AP) changes in Release 12 to use the new Oracle Payments funds disbursement process. The benefit of these changes is to help ensure an implementation that best supports a controlled and efficient disbursement flow, and provide enhancements over the way payment processing was set up in different products.

A significant change for Payables users is that Payments uses XML Publisher for payment formatting. During the upgrade, Payments will upgrade the seeded Payables payment formats to Payments formats that can be used with configurable XML Publisher templates. If you have custom payment formats, you need to migrate them to XML Publisher in order to use them in Release 12. Payments continues to use the concept of Payment Methods, as they worked in Payables, however there are some minor enhancements, which are noted below. The Future Dated Payments feature has been renamed to Bills Payable in Release 12 and setup has moved from the payment document on an internal bank account to the payment method in Oracle Payments.

In Release 12, the process of making EDI payments using Oracle e-Commerce Gateway has changed, details are noted below.

In Release 12, the Automatic Bank Transmission and XML Payments features are obsolete, as Oracle Payments provides enhanced features that meet the same requirements.

During the upgrade, payment batches in Payables are upgraded to payment instructions in Oracle Payments. Payments created in those payment batches, however, are not upgraded. Payments remain in Oracle Payables for review and reporting. In Release 12, new payments can be viewed in both Payments and Payables.

Please refer to the Payments section of this document for more information about the Release 12 Upgrade.

For functional knowledge of Oracle Payments, refer to the *Oracle Payments Users Guide* and *Oracle Payments Implementation Guide*.

Payment Formats

During the Release 12 Oracle Payments upgrade, one Oracle XML Publisher template is created and linked to one Oracle Payments format for each Oracle Payables (AP) payment program that is linked to a format definition. In Payables, you can create different format definitions linked to the same payment program. So for each AP format definition, the upgrade creates one Payment Process Profile linked to the Oracle

Payments format.

The payment programs that controlled the building and formatting of payments and the programs that created the separate remittance advice documents are obsolete with Release 12 and the integration with Oracle Payments. The following tables display the mapping from seeded 11i AP Payment Formats to the new Release 12 Oracle Payments XML Publisher Formats. Obsolete formats are so noted.

Source 11i Payment Format (Program)	Release 12 Oracle Payments Format Name (Code)
Oracle Payables	
Long Check Format (APXPBFEG)	External Check Format (IBY_PAY_CHK_STANDARD_2)
Long Check Format; stub after payment (APXPBFEG)	External Check Format (IBY_PAY_CHK_STANDARD_2A)
Long Laser Format (APXPBFEL)	Laser Check Format (IBY_PAY_CHK_LASER)
Long Laser Format; stub after payment (APXPBFEL)	Laser Check Format (Stub After Payment) (IBY_PAY_CHK_LASER_A)
Short Check Format (APXPBFEG)	External Check Format (IBY_PAY_CHK_STANDARD_2A)
Short Form Feed Format (APXPBFEEF)	External Form Feed Check Format (IBY_PAY_CHK_FORM_FEED_2)
Short Form Feed Format; stub after payment (APXPBFEEF)	External Form Feed Check Format (Stub After Payment) (IBY_PAY_CHK_FORM_FEED_2A)
Standard Check Format (APXPBFOR)	Standard Check Format (IBY_PAY_CHK_STANDARD_1)
Standard Check Format; stub after payment (APXPBFOR)	Standard Check Format (Stub After Payment) (IBY_PAY_CHK_STANDARD_1A)
US Treasury Check (APXPBFUS)	US Treasury Format (IBY_PAY_CHK_TREASURY)
BACS 1/2 Inch Tape (APXPBFBC)	UK BACS 1/2 Inch Tape Format (IBY_PAY_EFT_BACS_UK)

EDI Outbound Program (APECEPYO)	Obsolete
NACHA Payment Format (APXNACHA)	US NACHA CCD Format (IBY_PAY_EFT_NACHA_CCD_US)
XML Payment Format (APXMLPMT)	Obsolete

Source 11i Payment Format (Program)	Release 12 Oracle Payments Format Name (Code)
--	--

Oracle Federal Payables

BD CCDP format (FVBLCCDP)	US Bulk CCDP Format (IBY_PAY_EFT_FED_BULK_CCDP)
BD NCR Format (FVBLNCR)	US Bulk NCR Format (IBY_PAY_EFT_FED_BULK_NCR_1)
Bulk PPDP format (FVBLPPDP)	US Bulk PPDP Format (IBY_PAY_EFT_FED_BULK_PPDP)
BD Sal/Trv NCR Format (FVBLSLTR)	US Bulk Salary and Travel NCR Format (IBY_PAY_EFT_FED_BULK_NCR_2)
Bulk Data CCD+ Consolidated Payment File Program (FVCOCCDP)	US CCDP Consolidated Format (IBY_PAY_EFT_FED_CCDP_CONSOL)
CTX Consolidated File Payment Program (FVCONCTX)	US PPDP Consolidated Format (IBY_PAY_EFT_FED_PPDP_CONSOL)
Bulk Data PPD+ Consolidated Payment File Program (FVCOPPDP)	US CTX Consolidated Format (IBY_PAY_EFT_FED_CTX_CONSOL)
SPS CCD Format (FVSPCCD)	US SPS CCD Format (IBY_PAY_EFT_FED_SPS_CCD)
SPS CCDP Format (FVSPCCDP)	US SPS CCDP Format (IBY_PAY_EFT_FED_SPS_CCDP)
SPS Check NCR Format (FVSPNCR)	US SPS NCR Format (IBY_PAY_EFT_FED_SPS_NCR)

SPS PPD Format (FVSPPPD)	US SPS PPD Format (IBY_PAY_EFT_FED_SPS_PPD)
SPS PPDP Format (FVSPPDP)	US SPS PPDP Format (IBY_PAY_EFT_FED_SPS_PPDP)
ECS Check NCR Format (FVTIACHB)	US ECS NCR Check Format (IBY_PAY_EFT_FED_ECS_NCR)
ECS CCDP Format (FVTIACHP)	US ECS CCDP Format (IBY_PAY_EFT_FED_ECS_CCDP)
CTX Vendor Format (FVTICTX)	US CTX Format (IBY_PAY_EFT_FED_CTX)
ECS CCD Format (FVTPCCD)	US ECS CCD Format (IBY_PAY_EFT_FED_ECS_CCD)
ECS PPD Format (FVTPPPD)	US ECS PPD Format (IBY_PAY_EFT_FED_ECS_PPD)
ECS PPDP Format (FVTPPDP)	US ECS PPDP Format (IBY_PAY_EFT_FED_ECS_PPDP)
Summary Schedules (FVSUMSCH)	Obsolete
ECS and SPS Summary Schedules	IBY_PAY_EFT_FED_ECS_SUM_SCHED and IBY_PAY_EFT_FED_SPS_SUM_SCHED

Source 11i Payment Format (Program)	Release 12 Oracle Payments Format Name (Code)
Argentina	
Argentine Check Format (JLARPCFP)	Argentine Check Format (IBY_PAY_CHK_AR)
Austria	
Austrian Foreign EFT (JEATIEFT)	Obsolete
Austrian Domestic (JEATREFD)	Obsolete

Austrian Transferral 1 (JEATPPF1)	Obsolete
Austrian Transferral 2 (JEATPPF2)	Obsolete
Austrian Check with Remittance Advice (JEATPPF3)	Obsolete
Austrian Check with Remittance Advice FWG (JEATPPF4)	Obsolete
Austrian Foreign Transfer Order (JEATPPF5)	Obsolete
Belgium	
Belgian Format 1 (JEBEEF01)	Belgian EFT Format (IBY_PAY_EFT_DOMESTIC_BE)
Belgian Format 2 (JEBEEF02)	Same as above
Brazil	
Brazilian Check Format (JLBRPCFP)	Brazilian Check Format (IBY_PAY_CHK_BR)
Brazilian Bordero (JLBRPBOR)	Brazilian Bordero Format (IBY_PAY_CHK_OBRDERO_BR)
Chile	
Chilean Check Format (JLCLPCFP)	Chilean Check Format (IBY_PAY_CHK_CL)
Colombia	
Colombian Check 1 (JLCOPCF1)	Colombian Check 1 Format (IBY_PAY_CHK_1_CO)
Colombian Check 2 (JLCOPCF2)	Colombian Check 2 Format (IBY_PAY_CHK_2_CO)
Denmark	
Danish GiroBank Domestic (JEDKEIGO)	Obsolete
Danish GiroBank Foreign (JEDKEUGO)	Obsolete

Danish Unitel (JEDKEUNI)	Obsolete
Finland	
Finnish LMP2 Payment Format (JEFILLMP)	Finnish LMP2 EFT Format (IBY_PAY_EFT_LMP2_FI)
Finnish LUM Payment Format (JEFILLUM)	Finnish LUM EFT Format (IBY_PAY_EFT_LUM_FI)
Finnish LMP3 Payment Format (JEFILLMP3)	Finnish LMP3 EFT Format (IBY_PAY_EFT_LMP3_FI)
Finnish ULMP Payment Format (JEFILULM)	Obsolete
France	
Billet a Ordre France (JEFRAP02) (Also referred to as: French PRMSRY Note EUR, French Bill Of Exchange, French Bill of EXCH EUR)	French Promissory Note Format (IBY_PAY_PROMISSORY_NOTE_FR)
Cheque Francais (JEFRAP01)	French Check Format (IBY_PAY_CHK_FR)
Cheque Francais; stub after payment (JEFRAP01)	French Check Format (Stub After Payment) (IBY_PAY_CHK_FR_A)
Virement Francais (AFB) (JEFRAP03)	French EFT Format (IBY_PAY_EFT_FR)
Germany	
German Check Print (JEDERDSA)	German Check Format (IBY_PAY_CHK_DE)
German Check Print; stub after payment (JEDERDSA)	German Check Format (Stub After Payment) (IBY_PAY_CHK_DE_A)
German Domestic (JEDEREFD)	German Domestic EFT Format (IBY_PAY_EFT_DOMESTIC_DE)
German International EFT (JEDEDEFI)	German International EFT Format (IBY_PAY_EFT_FOREIGN_DE)
German Payables Wire Print (JEDERUEB)	German Wire Format (IBY_PAY_WIRE_DE)

Italy

Italian EFT (JEITPEFT)

Italian EFT Format (IBY_PAY_EFT_IT)

Italian Wire Order (JEITAPBT)

Italian Wire Format (IBY_PAY_WIRE_IT)

Japan

Zengin Format (APTZGF)

Japanese Zengin Format
(IBY_PAY_EFT_ZENGIN_JP)**Netherlands**

Netherlands Domestic (JENLFDOM)

Netherlands Domestic EFT Format
(IBY_PAY_EFT_DEOMESTIC_NL)

Netherlands Foreign (JENLFFGN)

Netherlands Foreign EFT Format
(IBY_PAY_EFT_FOREIGN_NL)**Norway**

Norwegian BBS (JENOPBDR)

Norwegian BBS Format
(IBY_PAY_EFT_BBS_NO)

Norwegian Telepay (JENOPTGN)

Norwegian Telepay EFT Format
(IBY_PAY_EFT_TELPAY_NO)Norwegian Datadialog Payment Format
(JENOPDDG)

Obsolete

PolandPolish Pekao Credit Transfers Format
(JEPLEFT1)Polish Pekao Credit Transfers Format
(IBY_PAY_EFT_CREDIT_TRANS_PL)

Polish Pekao Payments (JEPLEFT2)

Polish Pekao Payment Order Format
(IBY_PAY_EFT_PAY_ORDER_PL)Polish Citibank MTMS EFT Format
(JEPLEFT3)Polish Citibank MTMS EFT Format
(IBY_PAY_EFT_CITI_MTMS_PL)**Portugal**

Portuguese Check (JEPTBFOR)	Portuguese Check Format (IBY_PAY_CHK_PT)
Portuguese EFT (JEPTPEFT)	Portuguese EFT Format (IBY_PAY_EFT_PT)
Spain	
Spanish EFT (JEESPEFT)	Spanish Magnetic Format (IBY_PAY_EFT_ES)
Spanish Cheque (JEESAPCP)	Spanish Check Format (IBY_PAY_CHK_ES)
Spanish PRMSRY Note EUR (JEESAPLC)	Spanish Bill of Exchange Format (IBY_PAY_CHK_BOE_ES)
Sweden	
Swedish Bankgiro Inland (JESEPBAI)	Swedish Domestic Bankgiro Format (IBY_PAY_EFT_BANKGIRO_SE)
Swedish Bankgiro SISU (JESEPBSI)	Swedish SISU Bankgiro Format (IBY_PAY_EFT_SISU_BANKGIRO_SE)
Swedish Bankgiro UTLI (JESEPBUS)	Swedish UTLI Bankgiro Format (IBY_PAY_EFT_UTLI_BANKGIRO_SE)
Swedish Postgiro Inland (JESEPPOI)	Swedish Domestic Postgiro Format (IBY_PAY_EFT_POSTGIRO_SE)
Swedish Postgiro Utland (JESEPPOU)	Swedish Foreign Postgiro Format (IBY_PAY_EFT_FOR_POSTGIRO_SE)
Switzerland	
Swiss DTA Payment (JECHRDTA)	Swiss DTA Format (IBY_PAY_EFT_DTA_CH)
Swiss SAD Payment (JECHRSAD)	Swiss SAD Format (IBY_PAY_EFT_SAD_CH)
Source 11i Separate Remittance Advice Format (Program)	Release 12 Oracle Payments Format Name (Code)

Remittance Advice (APXPBSRA)	Remittance Advice Format (IBY_PAY_REMIT_ADV)
E-Mail Remittance Advice (APPEWF)	Remittance Advice Format (IBY_PAY_REMIT_ADV)
Austrian Separate Remittance Advice (JEATPSRA)	Remittance Advice Format (IBY_PAY_REMIT_ADV)
German Payables Separate Payment Letter (JEDEAPPL)	Remittance Advice Format (IBY_PAY_REMIT_ADV)
Dutch Payment Specification Report (JENLPPSX)	Remittance Advice Format (IBY_PAY_REMIT_ADV)
Portuguese EFT Remittance (JEPTPSRA)	Remittance Advice Format (IBY_PAY_REMIT_ADV)
DTA Remittance Advice (APXPBSRA), Switzerland	Remittance Advice Format (IBY_PAY_REMIT_ADV)
SAD Remittance Advice (APXPBSRA), Switzerland	Remittance Advice Format (IBY_PAY_REMIT_ADV)

Source 11i Disbursement Accompanying Letters (Program)	Release 12 Oracle Payments Format Name (Code)
Swiss DTA Accompanying Payment Letter to Bank (JECHRLET)	Swiss DTA Accompanying Letter (IBYAL_D_AT)
Swiss SAD Accompanying Payment Letter to Bank (JECHSLET)	Swiss SAD Accompanying Letter (IBYAL_S_AT)
German Domestic EFT Letter (JEDERBZD)	German Domestic EFT Accompanying Letter (IBYAL_D_DE)
German International EFT Letter (JEDERBZI)	German International EFT Accompanying Letter (IBYAL_F_DE)
Austrian EFT Letter (Domestic/International) (JEATRBZD)	Obsolete

Payment Methods

The upgrade migrates the seeded payment methods of check, electronic, wire, and clearing from Payables to the new, extensible Oracle Payments payment method entity. Note the following changes:

- **Wire** - No longer restricted to payments made outside Oracle Applications. You can link this payment method to a payment process profile for actual wire transfers.
- **Clearing** - Seeded as inactive in Payments since users have enhanced options for handling intercompany processing in Release 12. It is recommended that you no longer use this payment method, but rather use the new Intercompany-processing feature.

EDI Payments using Oracle e-Commerce Gateway

The process to create EDI payments using Oracle e-Commerce Gateway has changed in Release 12. The EDI Outbound Program (APECEPYO) is obsolete. Setting the value for the Electronic Processing Channel in the Payment Process Profile setup page controls integration with Oracle e-Commerce Gateway. Release 11*i* format definitions are upgraded into payment process profiles with the electronic processing channel set appropriately. The format information on the process profile is populated with a seeded format. Actual formatting and transmission is performed by Oracle e-Commerce Gateway.

Certain fields were set in the Suppliers form for EDI payment information. In Release 12, these fields have been consolidated with standard payment details fields entered for a supplier, and the data values are migrated during the upgrade. The following table provides a mapping between the field names for the releases.

Source 11 <i>i</i> Entity	Release 12 Entity
Suppliers, EDI tab: Payment Method	Suppliers, Payment Details: Payment Method
Suppliers, EDI tab: Payment Format	Suppliers, Payment Details: Bank Instruction 1
Suppliers, EDI tab: Remittance Method	Suppliers, Payment Details: Delivery Channel
Suppliers, EDI tab: Remittance Instruction	Suppliers, Payment Details: Payment Text Message 1
Suppliers, EDI tab: Transaction Handling	Suppliers, Payment Details: Bank Instruction 2

Payment Configuration Controlled by Global Descriptive Flexfields

Various aspects of payment configuration were controlled by Global Descriptive Flexfields (GDF) in Release 11*i* and are now implemented in an integrated fashion across core Oracle Payables, Oracle Payments and Oracle Cash Management. This section is organized by functional area and discusses the upgrade impact on Oracle Payables:

- Bank Charge Bearer Controls
- Bank Information and Instructions
- Regulatory Reporting Controls
- Regulatory Reporting, Payment Reasons
- Settlement and File Directory Controls
- Payment File Information
- Payment File Formatting
- Payment Text Messaging
- Unique Remittance Identifiers
- Remittance Advice Controls
- Settlement Controls
- Danish Payment Categories
- Settlement Priority
- Miscellaneous Obsolete GDFs

For functional knowledge of the Oracle Payments, refer to the *Oracle Payments Users Guide* and *Oracle Payments Implementation Guide*.

Bank Charge Bearer Controls

In Release 11*i*, there are a number of GDFs that support the entry of information in the payment file about who should bear the cost of bank fees for a payment. Presently, this feature is used by the following countries: Austria, Belgium, Denmark, Finland, Germany, Netherlands, Norway, and Sweden. If you are not operating in these countries, you can disregard this section. The Japan Bank Charge feature implemented in Oracle Payables did not change in Release 12.

In Release 11*i*, GDFs that hold bank-charge-bearer information are held at the supplier site. Denmark is the only country that has GDFs at the bank account level, which then defaults to invoices in both the invoice interface and the invoices tables.

In Release 12, the following Global Descriptive Flexfields are obsolete. During the upgrade, Oracle Payments will migrate the bank-charge-bearer information from the GDFs to bank charge bearer information stored on the payer and payee entities and optionally, the AP invoice:

- Austria: Bank Charge Code
- Belgium: Foreign Payment Cost Code
- Germany: Charge Code
- Finland: Bank Expense Code
- Netherlands: Domestic Costs Code, Correspondent's Costs Code
- Norway: Norwegian Cost, Foreign Cost
- Sweden: Payment Expense Code
- Denmark: Settlement Code

Bank Information and Instructions

In Release 11*i*, there are a number of GDFs that support the entry of information about the bank where the disbursement bank account is held as well as payment instruction information specifying when and how the bank should transfer money to the supplier. Presently, this feature is used by the following countries: Finland, Germany, Netherlands, Sweden. If you are not operating in these countries, you can disregard this section.

In Release 11*i*, GDFs that hold bank information are held at the supplier site and global payment format levels. In Release 12, the following GDFs are obsolete. The bank information is migrated to the central Cash Management bank data model and the bank instructions are migrated to Oracle Payments and stored at the payment process profile and payee setup levels:

- Netherlands: DNB Registration Num, Authorized Bank
- Denmark: Bank Code, Country Code
- Finland: Processing Type
- Germany: Bank Instruction, Bank Instruction Details
- Netherlands: Cross Check, Check Forwarding Code

- Sweden: UTLI Header Code, OCR Customer Reference

Regulatory Reporting Controls

In Release 11*i*, some GDFs support the reporting of certain information to country governments or central banks. Presently, this feature is used by the following countries: Germany and Netherlands. If you are not operating in these countries, you can disregard this section.

In Release 11*i*, GDFs that hold central bank reporting information and control fields, like thresholds, are held at the following levels: system payment format, supplier site, bank account, invoices (including invoice interface) and scheduled payments. The Netherlands also used two profile options, JENL: Reporting Threshold and JENL: Validate All Invoices. In Release 12, the following GDFs and profiles are obsolete and regulatory reporting is setup at the payment process profile level in Oracle Payments. Since this feature was redesigned with a fresh perspective based on requirements from all countries, no data will be upgraded from the GDFs.

- Germany: Declaration Flag, Declaration Limit
- Netherlands: EFT Rate Type and profiles Reporting Threshold and Validate All Invoices

Regulatory Reporting, Payment Reasons

In Release 11*i*, there are a number of GDFs that support collecting of information pertaining to why a supplier or invoice is being paid. This information is required by government or central bank reporting. This feature is used by the following countries: Belgium, Denmark, Netherlands, Norway, Poland, and Sweden. If you are not operating in these countries, you can disregard this section.

In Release 11*i*, GDFs that hold payment reason information are held at the following levels: system payment format, supplier site, bank account, and invoices (including invoice interface). In Release 12, the following GDFs are obsolete and payment reasons are collected at the payee level and defaulted to the invoice. Oracle Payments will not support a system level payment reason in Release 12. During the upgrade, existing values in the country-specific lookups for payment reasons will be migrated to Oracle Payments payment reasons and data in invoice GDFs will be migrated to the new columns on the invoice entities.

- Belgium: IBLC, IBLC Code
- Denmark: Import Code, Import Code Specification
- Netherlands: Payment Category Code, Payment Nature, Goods Code
- Norway: Declaration Code, Declaration Desc
- Poland: Insurance Premium Type

- Sweden: Federal Reserve Code

Settlement and File Directory Controls

In Release 11*i*, there are a number of GDFs and profile options that control settlement and various aspects of payment formatting, including file directories. In Release 12, the following GDFs and profiles are obsolete and the features are handled as indicated:

- Austria, Denmark, and all countries that use Oracle e-Commerce Gateway for electronic file delivery: Input File Path, Output File Path (upgraded to Oracle Payments payment process profiles)
- Finland: Illegal Characters, Legal Replacement Characters (migrated to Oracle Payments payment formatting)
- Netherlands: EFT Directory, Payment Separation, and Invoice Compression profiles (upgraded to Oracle Payments payment process profiles, payment formatting and payment building; no data upgraded for the grouping feature, however compression logic is upgraded)
- Norway: Path for payment file, Last Sequence Number, Last Num Sent to BBS, Trans Seq Num, Seq Control and profile SigNet config fil (upgraded to Oracle Payments payment process profiles and payment formatting)
- Norway: SIGILL Identifier, SIGILL Format (Oracle Payments' transmission and security feature allows integration with third party utilities, like the SigNet sealing operation. The Release 12 upgrade will not migrate the SIGILL setup data. Oracle Payments provides a standard configuration and you can re-configure to meet specific requirements for Norway.)
- Sweden: Receiver Name (migrated to Oracle Cash Management bank account setup for factor bank accounts; no data will be migrated. You should set up parties for the factor companies, create their bank accounts, and link them to the supplier/payee model.)
- Sweden: EFT File Directory, Date + Sequence (upgraded to Oracle Payments payment process profiles and payment formatting)

Payment File Information

In Release 11*i*, there are a number of Global Descriptive Flexfields (GDFs) that support entry of information assigned by a bank or third-party, payment system to the deploying company, also referred to as the first-party payer. The Global Descriptive Flexfields are used to capture this kind of information for implementations in the following countries: Finland, Germany, Netherlands, Norway, Sweden, Switzerland, and Denmark. If you are not operating in these countries, you can disregard this section.

In Release 11*i*, GDFs that hold this payment file information are held at payment format level and at internal bank account level. You could enter payment format information in two places. The first, used for Germany, Netherlands, Norway, Sweden, and Switzerland, is the EFT System Information window, accessed from the main menu. The second, used by Finland, is a window accessed from the AP Payment Formats window, the Payment Format EFT Details window. Denmark is the only country that has GDFs at the bank account level.

In Release 12, the following Global Descriptive Flexfields are obsolete:

- Denmark: Sender Identification, Communication Agreement, User Name, Password, UBT-Number
- Finland: EDI Identifier, EFT User Number, Exchange Rate Contract Number
- Germany: LZB Area Number, Company Number
- Netherlands: Trader Number, Business Sector
- Norway: Customer ID, Agreement ID, NIF Value, Division, Operator Number, Password
- Sweden: Customer Number
- Switzerland: Company TELEKURS ID, Department TELEKURS ID, Company PTT File ID

During the upgrade, Oracle Payments will create one Payment System record for each bank and a corresponding Payment System Account and its attributes for values formerly supported by the GDFs.

Payment File Formatting

In Release 11*i*, some GDFs and profile options for Netherlands and Sweden set a value at implementation time, then include that value in each formatted payment file to the bank. The values are not migrated during the upgrade. There are two options that users have in Release 12:

- Populate the desired value in the Oracle Payments EFT payment format template
- Create the value as a bank instruction on the payment process profile in Oracle Payments.

The following GDFs and profiles are obsolete in Release 12:

- Netherlands: EFT Rate Tye and profiles EFT Reference Text, Carriage Return
- Sweden: Sender Code, Credit Days, Payment Date, Accounting Code, Sort Option, Credit Code, Report code, Invoice Option, Days Credit Memo Valid

Payment Text Messaging

In Release 11*i*, there are several GDFs that support the entry of text messages to be sent to payees in a payment format. In Release 12, the following GDFs and profiles are obsolete and text message fields are available at Oracle Payments payment process profile and payee setup levels as well as at the invoice level in Oracle Payables:

- Sweden: Invoice Information, Invoice End Date, Invoice Title, Amount Header, Message Row 1, Message Row 2
- Finland: Short Message Line, Long Message Line 1, Long Message Line 2, Tax Message, Reference Text
- Denmark: Short Notice, Bank Notice, Supplier Message
- Norway: Message to Supplier
- Germany: Explanation

Not all GDFs will migrate to the new functionality in Oracle Payments. Invoice End Date will be obsolete in Release 12. Users can remove any message text once they do not want it included in the payment file. Amount Header will also become obsolete. The requirement for this field can be met using the EFT format template in Oracle Payments.

Unique Remittance Identifiers

In Release 11*i*, there are several GDFs that support the entry of reference information that gets passed along with a payment in the payment file to assist in reconciling the payment to its invoices. In Release 12, the following GDFs are obsolete and the unique remittance identifiers, like reference number and check digit, can be entered on the invoice in Oracle Payables:

- Denmark: Party ID
- Finland: Reference Number, Check Digit, Tax Reference
- Norway: KID, Invoice Number
- Switzerland: ESR Number

Data will be migrated from the GDFs to the new fields on the invoice. Country-specific validation for the reference numbers will be migrated into the validation module of Oracle Payments.

Remittance Advice Controls

In Release 11*i*, there are country-specific tables and profile options that control the frequency and method of creating a remittance advice. In Release 12, the following tables and profiles are obsolete and the remittance advice creation is managed by the payment process profile and its remittance controls:

- Germany: JE_DE_AR_BATCHES.REMIT_BATCH_ID and REMIT_BATCH_NAME
- Germany: JE_DE_AP_BATCHES.CHECKRUN_NAME
- Netherlands: JE_NL_EFT_SPECS.CHECKRUN_NAME and CHECK_NUMBER
- Italy: "AP Payment: Company Details Printed" profile option.
- Netherlands: "JENL: Payment Specification" profile option.

Oracle Payments provides an XML Publisher template for creating a remittance advice. You can modify this template to meet the requirements of your country.

Settlement Control

In Release 11*i*, there are several fields that specify the way an invoice should be settled. The fields used for this purpose come in three categories: payment methods, delivery channels (which specify how a bank provides a payment to the payee), and payment formats. These fields include both Oracle Payables functionality and GDFs. In Release 12, the following GDFs, and other entities, are obsolete and the settlement information is handled by Oracle Payments:

- Denmark: JE_DK_PAY_CATEGORIES (Note: payment means and channel will not be upgraded. The mapping will happen in the Danish payment format template provided by Oracle Payments.)
- Denmark: Payment Means, Payment Channel, Payment Category, Payment Category ID
- Finland: Payment Type, Payment Format
- Germany: Payment Method
- Netherlands: Urgency Code
- Sweden: Payment Type
- Switzerland: Payment Type

During the upgrade, Oracle Payments will migrate payment methods from the Oracle Payables entity to the new Oracle Payments payment methods entity and will upgrade all invoice data. Payments will also migrate default values for payment method, delivery channels and payment formats from the Global/Payables system, supplier, supplier sites and payee setups to the new Oracle Payments solution.

Danish Payment Categories

The form that supports the specification of payment categories is obsolete in Release 12. The functionality that this form supported is partially migrated to new entities in

Release 12. Part of the upgrade verification testing for electronic payment processing in Denmark should be to review the migrated data and configure new setup as needed.

Each payment category is upgraded to a payment method in Oracle Payments. As noted in the previous section, the payment means and payment channel associated with the payment category are not upgraded. In Release 12, values for these should be set in the XML Publisher format template associated with the specific payment format. The seeded Danish format templates contain example mappings to help guide you in setting this information.

The payment category setup allows implementers to define the validation of certain invoice fields based on the payment category (for example, a field is required). The upgrade does not automatically migrate these settings to the new Oracle Payments validation model. After the upgrade, the payment methods should be reviewed, and the validations should be configured as user-defined validations set as needed on each payment method.

Settlement Priority

In Release 11*i*, there are GDFs that control how urgently the bank should handle the fund disbursement. In Release 12, the following GDFs are obsolete and the settlement priority is entered on the invoice and managed by Oracle Payments:

- Norway: Urgency Called
- Sweden: Express Invoice, Express Payment (Note: In 11*i*, Sweden stores the payment format in a GDF context field. During the upgrade, the payment format is migrated to the payment format column on the invoice entity.)

During the upgrade information is migrated from the GDFs into the new columns.

Miscellaneous Obsolete GDFs

The following GDFs are not used in payment formats, and are obsolete:

- Denmark: Dummy
- Finland: Check A/B-form info?, Exchange Rate Contract Number, Dependence Code
- Norway: Last Date File Created, Sigil ID, Sum
- Sweden: Account Code, Clearing Number, Envelope, Future Contract Postgiro, Future Contract, BGC, Invoice charge Code
- Switzerland: Company ID

Integration with Oracle Subledger Accounting

Release 12 introduces a new module, Subledger Accounting (SLA), for managing accounting across subledger transactions. With the introduction of SLA, Payables will no longer create accounting entries, but will instead rely on the central SLA engine to do so. During the upgrade, accounting options and their settings, and the existing accounting entries in the Payables data model are moved to the new SLA accounting data model. Also during the upgrade, Payables sets up SLA to replicate the accounting created by Payables in Release 11*i*.

The new SLA architecture requires Payables to maintain specific data relating to transactions. SLA uses this data to generate accounting entries. In order to achieve this it was determined that both payment distributions and prepayment application distributions would be introduced into the Payables data model. Unlike invoice distributions that can be entered by the user, payment distributions will be generated automatically and will be associated with each accounted payment.

During the upgrade, all accounting events, headers and lines from the 11*i* data model are upgraded to the new Subledger Accounting events, headers and lines data model, regardless of the number of periods you specify when submitting the upgrade. If the Global Accounting Engine (AX) is enabled for the set of books associated with a given Operating Unit, then the upgrade migrates the AX accounting events, headers and lines to SLA instead of those in Payables. The payment distributions and prepayment application distributions are upgraded based on time periods you specify during the submission of the upgrade. During the upgrade, Payables creates payment distributions and prepayment application distributions for existing transactions in the periods you specify for upgrade and creates links between these new distributions and the original invoice distributions.

If you have customizations based on the 11*i* AP accounting tables, you need to transition them to use the SLA data model. Also note, if you use Oracle Projects, Projects uses SLA in Release 12 and creates accounting entries for adjustments rather than using Payables to create those entries as in prior releases. If you have any customizations based on Project adjustments, you will need to transition them to the SLA data model.

The Deferred Expenses feature, supported with Global Descriptive Flexfields at the invoice distribution level in Release 11*i*, has been replaced by the Multi-Period Accounting feature in SLA.

For more information about the Release 12 Upgrade, refer to the Oracle Subledger Accounting, page 23-1 chapter of this guide.

To gain functional knowledge of Oracle Subledger Accounting, refer to the *Oracle Subledger Accounting Implementation Guide*.

Upgrading Payables Accounting Entries to Subledger Accounting

The following table displays the mapping from 11*i* entities to new Release 12 entities.

Source 11i Entity	Release 12 Entity
AP/AX Accounting Events, Headers, Lines	SLA Accounting Events, Headers, Lines
AP Payment History, Invoice Payments and Invoice Distributions	AP Payment History and AP Payment Distributions
AP Prepayment History and Invoice Distributions	AP Prepayment Application Distributions
AP Accounting Lines and Invoice Distributions	AP Distribution Links

Upgrading Payables System Options to SLA

The following table displays the mapping from 11i system option settings to the new accounting setup entities and settings.

Source 11i Window and Field	Release 12 Window and Field
Payables Options: Primary Accounting Method	GL Accounting Setup: Subledger Accounting Method
Payables Options: Secondary Accounting Method	GL Accounting Setup: Subledger Accounting Method
Payables Options: Primary Set of Books	GL Accounting Setup: Primary Ledger
Payables Options: Secondary Set of Books	GL Accounting Setup: Secondary Ledger
Payables Options: Prevent Prepayment Application Across Balancing Segment	Obsolete. Supported by SLA inter-company balancing.
Payables Options: Relieve Future Dated Payment Liability When:	Obsolete. Supported by Payments bills payable feature.
<ul style="list-style-type: none"> • Payment is Issued • Payment Matures • Payment Clears 	

Creating Payment Distributions and Prepayment Application Distributions

During the upgrade, Payables creates payment distributions for existing payments, links those distributions with the original invoice distributions and adds payment, payment adjustment and payment cancellation information to the payment history records. Since you control the periods that are upgraded (by setting them during the SLA upgrade), Payables also adds an indicator to mark which historical data has been upgraded.

Also during the upgrade, Payables creates prepayment application distributions for existing prepayment invoices, links those distributions with the original prepayment distributions and adds a prepayment history entity to track historical prepayment application and non-application entries. Since you control the periods that are upgraded (by setting them during the SLA upgrade), Payables also adds an indicator to mark which historical data has been upgraded.

After the upgrade, if you find that you need to adjust a historical payment or need to unapply a prepayment application that did not have its data upgraded, you can run the SLA postupgrade process to upgrade the entries for that record. For more details, refer to the *Oracle Applications Upgrade Guide: Release 11i to Release 12 Guide*, "Appendix G: Upgrade by Requests," Financials and Procurement Tasks, Subledger Accounting.

Creating Distribution Links

During the upgrade, Payables migrates invoice distribution links, prepayment application distribution links and payment distribution links into the SLA distribution links entity for the data that has been populated in the payment distributions and prepayment application distributions table for the periods you selected to upgrade.

Populating the Initial Balances for the Open Account Balances Listing Report

As part of the Subledger Accounting introduction, a new report, the Open Account Balances Listing, replaces the 11i Payables Trial Balance. During the upgrade, Payables and SLA populate the initial liability balances by ledger, formerly "set of books," based on Payables transactions as of the periods you selected to upgrade.

The following table displays the mapping from 11i standard reports to the new SLA-based reports.

Obsolete 11i Standard Reports	Release 12 SLA Report
Accounts Payable Trial Balance	Open Account Balances Listing Report
Payables Accounting Entries Report	Journal Entries Report (SLA)
Payables Account Analysis Report	Account Analysis Report (SLA)

Integration with Oracle E-Business Tax

In Release 12, Oracle E-Business Tax, a new product, will manage transaction tax across the E-Business Suite. In prior releases, the setup, defaulting and calculation of transaction tax for Payables was managed within Payables using tax codes, their associated rates and a hierarchy of defaulting options. This method of managing tax is still available to you in Release 12. During the upgrade, E-Business Tax migrates the tax codes and their rates to corresponding tax rules so that your tax processing can get the same results after the upgrade as it did before. If you choose to use the features of E-Business Tax, you can make the transition at your own pace, incrementally adding E-Business Tax rules to meet your requirements.

In Release 12, there are new fields added to the supplier, invoice, and related entities that track tax attributes used by E-Business Tax. Many of these attributes were implemented with Global Descriptive Flexfields in prior releases and are upgraded to regular fields on these entities.

Also during the upgrade, E-Business Tax takes information from the AP invoice lines and creates summary and detail tax lines in the E-Business Tax repository. The tax lines are upgraded based on the time period you specify during the submission of the upgrade. During the upgrade, Payables creates payment distributions and prepayment application distributions for existing transactions and creates links between these new distributions and the original invoice distributions. After the upgrade, if you adjust a historical transaction that was not upgraded, E-Business Tax automatically upgrades the transaction to the Release 12 entities.

Tax Attributes Controlled by Global Descriptive Flexfields Migrated to Core Payables and E-Business Tax Entities

The following tax attributes were implemented using descriptive flexfields on the invoice entities in Release 11*i* and are now implemented using named columns. The Invoice Lines upgrade will upgrade the values from the descriptive flexfields segments to the new columns. For more details on the upgrade, refer to the Invoice Lines, page 17-3 section of this chapter.

The following are new fields on the invoice header and in the invoice interface:

- Business Category
- Fiscal Classification
- Invoice Sub-type
- Port of Entry
- Supplier Exchange Rate
- Supplier Tax Invoice Date

- Supplier Tax Invoice Number
- Tax Date
- Tax Reference Number

The following are new fields on the invoice line and in the invoice lines interface:

- Assessable Value
- Business Category
- Deferred Option, Distribution Account
- Fiscal Classification
- Intended Use
- Product Category
- Ship-To Location
- Supplier Exchange Rate
- User Defined Fiscal Classification

The following are new fields on the invoice distribution:

- Fiscal Classification
- Distribution Account
- Intended Use

For more information about the Release 12 upgrade as it pertains to E-Business Tax, refer to the Oracle E-Business Tax, page 3-1 chapter of this guide.

To gain functional knowledge of Oracle E-Business Tax, refer to the *Oracle E-Business Tax Users Guide* and *Oracle E-Business Tax Implementation Guide*.

Multiple Organizations Access Control

Multiple Organizations Access Control is an enhancement to the Multiple Organizations feature of Oracle Applications. Multiple Organizations Access Control allows a user to access data from one or many Operating Units while within a given responsibility. Data security is maintained using the Multiple Organizations Security Profile, defined in Oracle HRMS, which specifies a list of operating units and determines the data access privileges for a user.

In Release 12, several controls are moved from the Payables Options or Financials

Options forms to a new setup form that is common for Oracle Payables across all operating units, the Payables System Setup form. If the upgrade finds conflicts in the settings across multiple operating units, it will choose the most frequently occurring setting.

Oracle Applications will not automatically create security profiles during the Release 12 upgrade. If you want to use Multiple Organizations Access Control, you will first need to define security profiles, then link them to responsibilities or users.

Oracle Payments

This chapter covers the following topics:

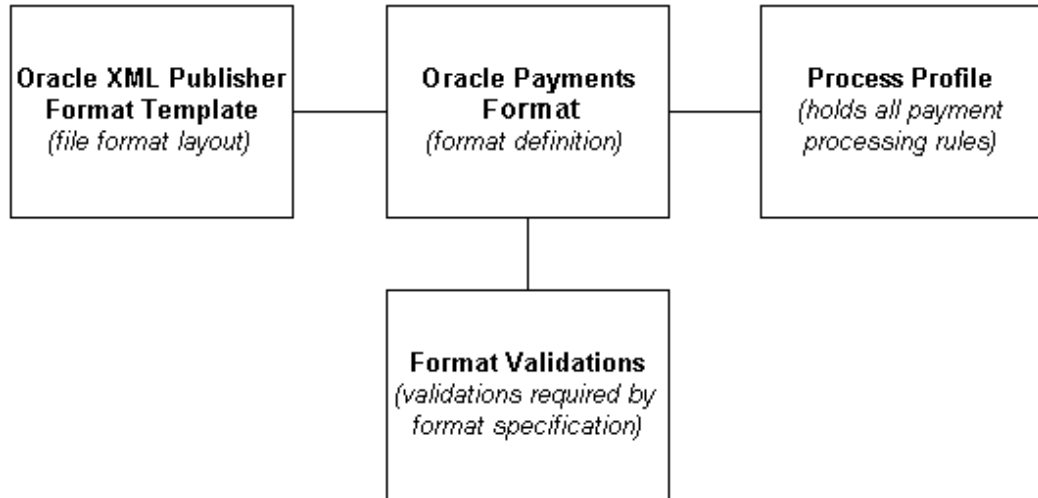
- Overview
- Advanced and Highly Configurable Formatting and Validations Framework
- Secure Payment Data Repository
- Improved Electronic Transmission Capability
- Oracle Payables Impact
- Oracle Receivables Impact
- Oracle iPayment Impact

Overview

In Release 12, the Oracle E-Business Suite introduces Oracle Payments, a highly configurable and robust engine to disburse and receive payments. In addition to new features, Oracle Payments offers functionality previously released as Oracle iPayment, which becomes obsolete with Release 12.

Advanced and Highly Configurable Formatting and Validations Framework

Oracle Payments provides a new formatting solution based on standard XML technology. In previous releases, payment formats required creation in proprietary Oracle reports technology. In Release 12, formats are created as templates in Oracle XML Publisher, and applied to an XML data file produced by Oracle Payments.



The new formatting and validations framework consists of several key entities:

- **Oracle XML Publisher Format Template.** The template specifies the layout of the formatted output file required by the financial institution or payment system. The format template is applied to the XML data extract of payment information, thus creating the formatted output file.
- **Oracle Payments Format.** Basic information about the format is held in Oracle Payments. The format is linked to the format template in XML Publisher.
- **Format Validations.** Prior to this release, logic to validate the formatted data was imbedded in the format programs. Now the validation logic has been separated from the format programs, and is provided as a prepackaged set of validations. The format validations are linked to the format definition in Oracle Payments, and are executed during the payment process.
- **Process Profile.** This Oracle Payments entity holds all the payment processing rules, including the link to the format definition. The process profile not only determines what format will be used, but handles rules about how data is grouped, transmitted, reported, and so on.

The upgrade transforms the Release 11*i* payment formats supported in various Oracle applications into these entities.

Oracle Payables' setup entities related to payment formats have become obsolete, as they are effectively replaced by the new Oracle Payments setup. The following AP entities are obsolete in release 12:

- Automatic Payment Programs
- Payment Formats

Secure Payment Data Repository

Oracle Payments serves as a payment data repository on top of the Trading Community Architecture (TCA) data model. This common repository for payment data provides improved data security by allowing central encryption management and masking control of payment instrument information.

The upgrade moves party information into TCA. The party's payment information and all payment instruments (such as credit cards and bank accounts) are moved into Oracle Payments. Party payment information moves from entities like customers, students, and Global Descriptive Flexfields and is created as a payer record in Oracle Payments, linked to the party. Party payment information moves from entities like suppliers and Global Descriptive Flexfields and is created as a payee record in Oracle Payments, again linked to the party. Third party (customer and supplier) bank accounts and credit cards are migrated to Oracle Payments and linked to the owning payer or payee.

In Release 11*i*, all third-party bank accounts were held in the Payables (AP) bank account data model. In Release 12, the AP bank account model is completely migrated to other entities. The bank account information is migrated as follows:

From AP bank Account Entity	To Release 12 Entity
Banks, bank branches, and internal bank accounts	Cash Management bank, branch and internal bank account entities
Supplier bank accounts	Payments external bank account entity
Customer bank accounts	Payments external bank account entity
Customer credit cards	Payments payment card entity
Automatic Bank Transmission setup	Replaced by Payments' improved electronic transmission capability

Credit card information held in other Oracle Applications product entities is also migrated to the Payments payment card entity. The following products hold credit card data in Release 11*i* that is migrated to Oracle Payments in Release 12:

- Oracle Payables
- Oracle Order Capture
- Oracle Order Management
- Oracle Service Contracts

- Oracle Student System

Migrated Third-Party Payment Instruments in Payments

In Release 11*i*, data in the AP bank account entity was segregated by operating unit. So multiple records were created to record the same payment instrument in the case where different operating units conducted business with the same third party. The new payment instrument repository allows a single representation of a payment instrument to be created and used across operating units.

The upgrade does not merge any payment instruments – rather it adds operating unit information to the data to make it unique. For external bank accounts, the upgrade appends the operating unit to the bank account name. For credit cards, the upgrade appends the operating unit to the Name on Card value. After the upgrade, you may want to review migrated payment instruments and consolidate the data into a single active record.

User Interface for Payment Instruments

In Release 12, the user interface to create, update, and view third-party payment instruments is integrated into the various trading partner user interfaces. For example, supplier bank accounts are created within the supplier user interface. Customer bank accounts and credit cards are also created within the customer user interface.

Changes to Setup

Any Release 11*i* settings that controlled masking of credit cards or bank accounts (for example, profile options) are obsolete. All masking is centrally controlled in the new Oracle Payments System Security Options setup page.

Any Release 11*i* entities that held credit card brand information (such as lookup types) are obsolete. Credit card brands are now centrally maintained in the new Oracle Payments Credit Card Brands setup page. This page also provides controls for card brand acceptance and setting of authorization validity periods.

Improved Electronic Transmission Capability

Oracle Payments provides secured electronic payment file and payment message transmission and transmission result processing. This replaces previously existing electronic transmission features in Oracle iPayment, Oracle Payables, and Oracle Globalizations. The transmission feature in Oracle Payables was simply a framework to support a customization, so the automatic upgrade cannot migrate this information. If you are using the AP transmission architecture, you should review Oracle Payments' electronic transmission capability and plan on replacing your customization.

Oracle Payables Impact

The process to issue payments from Oracle Payables (AP) changes in Release 12 to use the new Oracle Payments funds disbursement process. The changes impact other versions of Payables such as U.S. Federal and country-specific globalizations. The benefit of these changes is to help ensure an implementation that best supports a controlled and efficient disbursement flow, and provide enhancements over the way payment processing was set up in different products.

Some of the key areas of impact are:

- **Payment Methods:** each document to be paid requires a payment method to indicate how it should be handled in the funds disbursement process. Payment methods can now be defined as broadly or narrowly as appropriate, and are not restricted to the seeded values. Rules can be set for when payment methods can be used on documents. Rules can also be specified to default payment methods on documents when they are created. The upgrade seeds payment methods that existed in Oracle Payables and globalizations.
- **Processing Rules:** the payment method on a document links it to processing rules configured in Oracle Payments. These setup rules are held in a key entity called the Payment Process Profile. Users can configure as many of these process profiles as they need for their payment processes. Each profile holds rules for how documents should be built into payments, how payments should be aggregated into a payment instruction file, and how the payment file should be formatted. Rules for printing checks, transmitting electronic files, generating separate remittance advice notifications and other options can be easily configured.
- **Payment System:** a payment system holds information about the third party involved in processing payments. The third party may be a financial institution or clearing house that disburses or settles payments. This entity is defined to hold information about transmission and required settings for communication to the payment system.

The upgrade uses various data from Oracle Payables to create the new Payment Process Profiles. Since this entity is so central to the funds disbursement process, an overview of the upgrade process is provided here.

For each AP payment program that is linked to a format definition, one Oracle XML Publisher template is created and linked to one Oracle Payments format. In Oracle Payables, you can create different format definitions linked to the same payment program. So for each AP format definition, the upgrade creates one Payment Process Profile linked to the Oracle Payments format.

A key part of the payment process profile is the usage rules. Values set here control when a profile can be assigned to a document for routing through the payment process. There are four categories of usage rules. One is the deploying company's internal bank account from which funds will be disbursed. A bank account is assigned as a usage rule

when the upgrade finds the following information. First, it looks at the format definition that was used to create the profile. Next, it finds all payment documents assigned to the format definition. Each internal bank account that is a parent of the payment document is assigned as a usage rule to the profile. First party organization is a second category of usage rule. Values are migrated when they are available, specifically from some globalizations. The third and fourth usage rule categories are payment methods and currencies. The upgrade determines these values based on information within the format itself.

Another important part of the payment process profile is its link to a payment system and its setup. This information is upgraded based on values set in globalizations and should be understood for payment processing in those countries.

Payment Process Flow

Many enhancements have been introduced into the payment processing flow, effective with this release. To understand how to take advantage of the flexible process configuration, refer to the *Oracle Payments Implementation Guide*.

The following information provides details on how to follow a payment process flow equivalent to the Oracle Payables payment batch process in Release 11*i*. Oracle Payables provides a new interface, called the Payments Dashboard, for submitting and managing the payment process.

Release 11i Payment Process	Release 12 Payment Process	Description
Invoice Selection	Payment Process Request	Invoices are selected for payment by submitting a payment process request in Oracle Payables.
Modify Invoice Selection	Payment Process Request: Selected Scheduled Payments. This page is available when the option 'Stop Process for Review After Scheduled Payment Selection' is selected when submitting a payment process request.	The invoice selection process is now separated from the payment creation process. It is now possible to stop the process after invoice selection to review and modify invoice information.
Build	Build Payments program	This program is managed by Oracle Payments. It is automatically submitted after the invoice selection process is completed in Payables and the payment process request is passed to Payments.

Preliminary Payment Register	Payment Process Request Status Report	This new report replaces the Preliminary Payment Register. The report can be set to run automatically when the payment process request is complete. Or it can be submitted later on. Note that the report is provided as an XML Publisher format template, so it can be easily modified or replaced with a different template.
Modify Payments	The Review Proposed Payments page is available when the option "Stop Process for Review After Creation of Proposed Payments" is selected when submitting a payment process request.	This page is available for review and modification of payments once they have been created and validated. Note that this page, along with the page to review selected scheduled payments, replace the Modify window/step in the AP payment batch.
Format	In Release 11i, if you chose Format at the time of your payment batch submission, then in the Processing tab of the Payments Dashboard choose "Automatically Initiate When Payment Process Request is Complete" for the Create Payment Instructions field. Configuration note: if you wish to limit payments in a payment instruction to only those from your single payment process request submission, then you should configure your Payment Process Profiles with this setting: Payment Instruction Creation Rules, Payment Grouping, Payment Process Request enabled.	A payment instruction is the equivalent of a completed payment batch. It contains all the payments to be disbursed. New programs can be run or scheduled to create printed or electronic payment instructions. Formatting of the payment instruction occurs automatically, and does not need to be invoked as a separate process.

Print Now	Configured on a Payment Process Profile.	Oracle Payments offers enhanced printing configuration options on the new payment process profile entity. The equivalent of the Release 11 <i>i</i> Print Now option is to set the process profile setting to automatically print after formatting.
Confirm	Electronic: configured on a Payment Process Profile as the point to mark payments complete. Printed: occurs when a user records the print status for payments.	The process for confirming payments has been enhanced. For an electronic process profile, it is possible to set an automatic confirmation point option, or allow a manual action to mark payments complete. When a payment process results in printed payments, the user is guided to an actions page to record the results of printing. Payments recorded as successfully printed are then marked complete. The process to reprint any payments that failed to print correctly has been separated from the recording process to make it easier to use and secure.
Create Positive Pay File	Configured on a Payment Process Profile	This is now supported as an XML Publisher format template, so it can be easily modified or replaced with a different template.

Print Final Register	Payment Instruction Register – format and submission configured on a Payment Process Profile	This new report can be set to run automatically when the payment instruction is complete. Or it can be submitted later on. Note that the report is provided as an XML Publisher format template, so it can be easily modified or replaced with a different template.
Print Remittance Advice	Separate Remittance Advice format and settings configured on a Payment Process Profile	This format is now supported as an XML Publisher format template, so it can be easily modified or replaced with a different template. Delivery methods can vary and be set per supplier or at the process profile.

Payment Process Request Submission

In Release 11*i*, there is certain information you specify on the payment batch when submitting the process. There are some important differences to some of this information:

- **Bank Account** - Payables has renamed this field Disbursement Bank Account. In Release 11*i*, it is a required field on the payment batch. In Release 12, this field is optional. Oracle Payments has features that allow the defaulting or user assignment of the disbursement bank account during the payment process. However, if you wish to select invoices and indicate that they should all be paid from the specified bank account, then you can continue to provide this information at submission.
- **Document** - Payables has renamed this field Payment Document. In Release 11*i*, this field is required. In Release 12, a payment document is only required if the payments are to be printed (for example, checks). It is possible to configure a payment process profile for printing, and indicate the payment document to be used with that process profile. When this is done, you can select the Payment Process Profile to use, and the Payment Document value will automatically populate.
- **Payment Method** - In Release 11*i*, this field is required. It is only possible to create a payment batch for invoices with the same payment method. In Release 12, this field is now optional and has become an invoice selection criterion.

Changes to Setup

Most of the setup related to payment processing has been removed from Payables and replaced in the new central Oracle Payments setup entities. The following table provides a mapping for these changes.

From AP Entity	To Release 12 Entity (all Oracle Payments unless otherwise noted)
Financials Options – Payment Method field	Payment Method Defaulting Rules
Financials Options – Pay Alone field	Disbursement System Options – Pay Each Document Alone field
Payables Options – Bank Account field	Replaced by usage rules on a Payment Process Profile
Payables Options – EFT User Number field	Payment System required settings
Payables Options – Payment Batch Limit field	Payment Process Profile – payment instruction creation payment limits region
Payment documents on internal bank account	Cash Management - payment documents on internal bank accounts. Note that in Release 11 <i>i</i> a payment document was required on all payments. In Release 12, payment document setup is only required for printed (check) payments. Payment documents are no longer used on electronic payments.

Future-Dated Payments

This feature is renamed to Bills Payable in Release 12. Setup has moved from the payment document on an internal bank account to the payment method in Oracle Payments.

Oracle Receivables Impact

Oracle Receivables (AR) integrates with Oracle Payments for funds capture processing to electronically receive money owed by debtors, such as customers. Oracle Payments works with AR to authorize and capture funds against credit cards, process refunds to credit cards, perform electronic funds transfers from bank accounts, and to format bills receivable. Note that Oracle Receivables retains its existing features for lockbox processing and the electronic upload of remittance messages. Globalization formats and

features in this payments area also move to Oracle Payments.

Some of the key areas of impact are:

- **Payee Configuration:** a payee is defined for each entity in the deploying company that will process payments; typically only one setup is needed for the enterprise. The payee configuration holds various processing options that are used to handle transactions. In Release 11*i*, AR linked each receipt class with an automatic creation method to the Oracle iPayment Payee. This is changed in Release 12. Now operating units are assigned to the payee. This helps ensure consistent payment processing across the applications. The upgrade assigns operating units to the payee based on existing transactions in AR.
- **Payment Methods:** each transaction requires a payment method to indicate how it should be handled in the funds capture process. In Oracle Receivables, this payment method is specified on a receipt class defined with an automatic creation method. Note that in the receipt class setup, AR has changed its Release 11*i* payment method term to be called receipt method.
- **Processing Rules:** rules for processing electronic funds capture transactions are held in a key entity called the Funds Capture Process Profile. Users can configure as many of these process profiles as they need for their payment processes. Each profile holds the configuration for how to format and transmit authorization messages and settlement files. Rules for aggregating settlements into batches, limiting the number or amount of settlements in a batch, notifying payers of settlements, and processing acknowledgements can be easily configured.
- **Payment System:** a payment system holds information about the third party involved in processing payments. The third party may be a payment processor or it may be a financial institution. This entity is defined to hold information about transmission and required settings for communication to the payment system.
- **Routing Rules:** routing rules can be configured to specify how a transaction should be processed. A routing rule applies specified criteria and determines the funds capture process profile and the payment system to use. Routing rules are defined as part of the payee configuration.

The upgrade uses various data from Oracle Receivables to create these entities. Since these entities are so central to the funds capture process, an overview of the upgrade process is provided here.

For each of the formats that are upgraded from AR or Globalizations to Oracle Payments, one Oracle XML Publisher template is created and linked to one Oracle Payments format. A Funds Capture Process Profile is created and the format is linked to the profile.

Other entities created by the upgrade are:

- One payee to hold master settings for the funds capture payment process.

- One payment system.
- One payment system account.

The upgrade creates new routing rules from AR setup. Routing rules are created from each receipt class that has an automatic creation method. For each of these receipt classes, the upgrade creates a routing rule for each combination of the receipt class remittance method, its internal bank account, and the organization derived from the bank account.

Bank Account Transfer Processing

The process to create bank account transfer files to debit customer or other third-party payers' bank accounts has changed in Release 12 as part of the integration with Oracle Payments. The required setup entities are upgraded for you, but it is important for you to understand the new setup and process so you can successfully test the migrated information.

Setup:

The setup process starts with creating a format layout in Oracle XML Publisher, and linking it to a format definition in Oracle Payments. Next, a payment system and payment system account must be created in Oracle Payments. The payment system must be set to indicate that it supports the capability for bank account transfers. The supported format/formats must be set here as well. The upgrade automatically provides a single payment system, Global Payment System, which is configured to support the upgraded payment formats.

Other required setup in Oracle Payments is to create a Funds Capture Process Profile. The process profile is linked to the specific payment system account, format, and payment method. Finally, a Payee needs to be created. Much of the Payee configuration is optional and provides support for different payment processes. The one mandatory requirement is the setup of all operating units that will create source transactions to be settled via bank account transfer. Setting the operating units on the Payee replaces the Merchant Ref field that was set on the Receivables Receipt Classes form in Release 11*i*. Note that the Merchant Ref field was mandatory for credit card processing, but not bank account transfer processing. The Oracle Payments Payee configuration is now mandatory for all automated funds capture processing in Release 12.

Process:

The Oracle Receivables Automatic Remittances Creation Program passes settlements to Oracle Payments. The settlements are grouped into settlement batches according to rules configured on the Funds Capture Process Profile. The process profile then controls the rules for formatting and processing the settlement batches.

Payment administrators may want to take advantage of the new Funds Capture Process Manager dashboard provided by Oracle Payments in Release 12.

Oracle iPayment Impact

Oracle iPayment is obsolete in Release 12. Enhanced features in the new Oracle Payments product replace all of its functionality. This section provides additional details about the impact of the changes to iPayment.

The previous section described some of the key entities involved in the funds capture payment process. These entities existed in iPayment with the exception of the Funds Capture Process Profile. This new entity is introduced to hold the processing rules for transactions.

For each iPayment-supported format, the upgrade creates one Oracle XML Publisher template and links it to one Oracle Payments format. A Funds Capture Process Profile is created and the format is linked to the profile. The settings on the process profile are based on various settings in configuration and servlet files.

New seed data is created for the transmission protocols supported by Oracle Payments and the protocols are specified on the payment system setup. This data is also set based on configuration files. The upgrade creates transmission configurations that use the protocols. These transmission configurations are specified on the funds capture process profiles. New payment system accounts are created that hold settings previously held in configuration files. The payment system accounts are also specified on the process profiles.

Moving setup data from technical configuration files to the new setup entities has a benefit of allowing easier review and updates by a business user.

Migrated iPayment Formats

In Release 11*i*, formatting was handled by Java code in payment system servlets. The following table displays the mapping from the 11*i* payment system to the new Release 12 Oracle Payments, XML Publisher formats.

Source Release 11 <i>i</i> Payment System	Release 12 Oracle Payments Format Name (Code)
Citibank	Citi Merchant Services Version 3.0 (Batch Specification) (CITI_MERK_SRVCS_BATCH_3_0)
	Citi Merchant Services Version 3.0 (Online Specification) (CITI_MERK_SRVCS_ONLINE_3_0)
	Citibank Direct Debit Message Version 1.8 (CITI_DIRDEB_MSG_1_8)

Concord	Concord EFSNet Web Payment Services Version 2.4 Credit Card (CONCORD_EFS_CREDITCARD_2_4)
	Concord EFSNet Web Payment Services Version 2.4 Debit Card (CONCORD_EFS_DEBITCARD_2_4)
	Concord EFSNet Web Payment Services Version 2.4 Query (CONCORD_EFS_QUERY_2_4)
	Concord EFSNet Web Payment Services Version 2.4 Telecheck (CONCORD_EFS_TELECHECK_2_4)
First Data North	First Data North ISO 8583 Format Authorization Network Processing Specification for ... 10/24/02 (FDN_ISO8583_AUTH_20021024)
	First Data North Magnetic Media and Data Communication Processing Specifications Version 2003.1 (FDN_MAGMEDIA_BATCH_2003_1)
Paymentech	Paymentech 120-byte Batch Technical Specification Revision 2.1.0 (PTECH_120BYTE_BATCH_2_1_0)
	Paymentech Online Technical Processing Specification 7.2 (PTECH_ONLINE_7_2)

This table displays the mapping from seeded, Release 11i iPayment, format programs to the new Release 12 Oracle Payments, XML Publisher formats.

Source Release 11i Payment Format (Program)	Release 12 Oracle Payments Format Name (Code)
iPayment Bills Receivable Remittance (ARBRIBYFMT)	Citibank EDIFACT DIRDEB Remittance Format (IBY_REC_EDI_CITI_DIRDEB)

Oracle Public Sector Financials

This chapter covers the following topics:

- Overview
- Integration with Subledger Accounting

Overview

The Public Sector Financials integrates with several products within the Oracle product family including Oracle General Ledger, Oracle Payables, Oracle Purchasing Oracle Costing and Oracle Subledger Accounting. Refer to the appropriate chapters of this document to gain an understanding of the detail-level impact of these products to Public Sector Financials.

This chapter details the additional impact to Public Sector Financials integration with Subledger Accounting, specifically:

- Encumbrances.
- Multi-Fund Accounting for Oracle Receivables.

Integration with Subledger Accounting

Release 12 introduces the new Subledger Accounting (SLA) module for managing accounting across subledger transactions. With the introduction of SLA, accounting rules are available to be modified within the SLA rule's definition, beyond the seeded subledger accounting methods for encumbrance with standard accrual and standard cash.

Encumbrances Setup Migration

The Subledger Accounting method is assigned at the ledger level. Based on the Release 11i setup, one of the following subledger accounting methods will be assigned to your

ledger:

- Encumbrance with Standard Accrual
- Encumbrance with Standard Cash

Accounting rules available in SLA mimic the Release 11*i* encumbrance accounting behavior.

During the upgrade, the set up of Payables System Options - Allow Adjustments to Paid Invoices will be deselected, if previously was selected. Allow Adjustments to Paid Invoices must be unselected. Selecting this option may result in incorrect accounting.

Encumbrances Data Migration

Encumbrance journals in GL will not be migrated to SLA journals. SLA accounting reports will combine data from both GL and SLA journals. During normal processing, the SLA code will detect if a journal exists in SLA or GL and use the appropriate rule to create the accounting.

Multifund Receivables Setup Migration

Accounting rules available in SLA mimic the Release 11*i* Multifund Receivables (MFAR) accounting behavior and are available in the following Application Accounting Definitions:

- Multifund Account Receivables Accrual - Account Method.
- Multifund Account Receivables Accrual - Balancing Method.

Multifund Receivables Data Migration

Migration of the data is done by the core Receivables upgrade.

Oracle Purchasing

Details

The details of the functional upgrade impact for this product are included in the *Oracle Applications Upgrade Guide: Release 11i to Release 12*.

Oracle Sourcing

Details

The details of the functional upgrade impact for this product are included in the *Oracle Applications Upgrade Guide: Release 11i to Release 12*.

Oracle Receivables

This chapter covers the following topics:

- Integration with Oracle E-Business Tax
- Integration with Oracle Subledger Accounting
- Integration with Oracle Payments for Funds Capture
- Integration with Oracle Payables for Refunds
- Balance-Forward Billing
- Late Charge Enhancements
- AP/AR Netting
- Obsolescence and Replacement of Features

Integration with Oracle E-Business Tax

In Release 12, the Oracle E-Business Tax module will manage tax across the E-Business Suite. In prior releases, Receivables managed the setup, defaulting and calculation of tax using tax codes, their associated rates and a hierarchy of defaulting options. This method of managing tax is still available to you in Release 12. During the upgrade, E-Business Tax migrates the tax codes to appropriate tax regime, rate and classification code entities so that your tax processing can work the same after the upgrade as it did before. If you choose to use the features of E-Business Tax, you can make the transition at your own pace.

In Release 12, there are new fields added to the customer, invoice and invoice lines entities that track tax attributes used by E-Business Tax. Many of these attributes were implemented with Global Descriptive Flexfields in prior releases and are upgraded to regular fields on these entities.

Also during the upgrade, E-Business Tax takes information from the AR invoice lines and creates summary and detail tax lines in the E-Business Tax repository. The tax lines are upgraded based on the time period you specify during the submission of the

upgrade. For more information, refer to SLA Postupgrade, page 23-3 section in this guide.

Additionally, many Global Descriptive Flexfields stored tax specific data have been migrated to the E-Business Tax data model. For more information about the Release 12 upgrade of E-Business Tax data, refer to the Oracle E-Business Tax, page 3-1 chapter of this guide.

Integration with Oracle Subledger Accounting

With the introduction of the Subledger Accounting (SLA) module in Release 12, Receivables will rely on the central SLA engine to create accounting entries. Receivables will continue to create accounting distributions, however, they are used as a source for the generation of the final accounting by SLA.

During the upgrade, accounting options and their settings, and the existing accounting entries in the Receivables data model are moved to the new SLA accounting data model. Also during the upgrade, Receivables seeds default accounting definitions in SLA to replicate the accounting created in Release 11*i*.

If you have customizations based on the 11*i* AR accounting tables, you can continue to use them as long as you use the default accounting definitions provided by Receivables. If you choose to take advantage of the user-definable accounting definitions functionality provided by SLA, you need to transition your customizations to the SLA data model.

Receivables transactions created in Release 11*i* are upgraded based on a user-specified date range, with the default being one fiscal year or a minimum of six months. Optionally, users can choose to upgrade more data initially or run a postupgrade process to upgrade data for each ledger specifying the start period of the ledger. Refer to the Oracle Subledger Accounting, page 23-1 chapter of this guide for more information about the upgrading of data to SLA.

Reports

Accounting reports run after the upgrade will display data differently depending on the following factors:

- The transaction has been posted to GL.
- The SLA accounting lines exist.

When running any Oracle Receivables reports that display accounting involving transactions that have been posted to GL, the following statements apply:

- If SLA final accounting lines exist, then SLA accounting is displayed.
- If SLA accounting lines do not exist, then AR distribution accounting is displayed.

When running any Oracle Receivables reports that display accounting involving

transactions that have not been posted to GL, the following statements apply:

- If SLA final accounting lines exist, then SLA accounting is displayed.
- If SLA accounting lines do not exist, then no accounting is displayed and the following warning message is returned: "This report does not display transactions for which accounting has not yet been generated."

Affected Reports:

- Transaction Detail Report
- AR Reconciliation Report
- AR to GL Reconciliation
- Potential Reconciling Items Report
- Applied Receipts Journal
- Unapplied Receipts Journal
- Adjustments Journal
- Credit Memo Gain or Loss Journal
- Cumulative Activities Balance
- Potential Reconciling Items
- Open Items Revaluation Report
- Aging - 7 Buckets Report
- Aging - 4 Buckets Report
- Inter Company Invoices Report
- Sales Journal by Account
- Sales Journal by Customer
- U.S. Sales Tax Report (parameter for posting)
- Receipt Journal Report
- Invoice Exception (sort by balancing segment)
- Invoices Posted to Suspense

- Journal Entries
- Inter Company Receipts
- Aged Trial Balance - 7 Buckets - By Deduction
- Aged Trial Balance - 7 Buckets - By LOB

Obsolescence of CCID Correction Form

Due to the introduction of Oracle Subledger Accounting, this form is no longer needed. Errors in GL accounting code combination can be identified by creating accounting in draft mode. Corrections can be made either by updating the underlying transaction data, or by changing the accounting definitions using the Accounting Methods Builder.

Integration with Oracle Payments for Funds Capture

The upgrades to the integration with Oracle Payments for funds capture involve:

- Migrated Remittance Formats
- GDF Migration

Migrated Remittance Formats

The programs that controlled the formatting of remittances and bills receivables remittances are obsolete with Release 12 and the integration with Oracle Payments. The following table displays the mapping from seeded 11*i*.x AR Payment Formats to the new Release 12 Oracle Payments XML Formats.

Source 11 <i>i</i> .x Payment Format (Program)	Release 12 Oracle Payments Format Name (Code)
Oracle Receivables	
Transmit Bank Remittances Program (ARXADTRM)	Electronic Bank Remittances Format (IBY_REC_EFT)
French Bills Receivable Remittance (ARBRFRRT)	French Bills Receivable Remittance Format (IBY_REC_BILL_REC_FR)
Italian Bills Receivable Remittance (ARBRITRT)	Italian Bills Receivable Remittance Format (IBY_REC_BILL_REC_IT)

Spanish CSB32 Remittance (ARBRCS32)	Spanish CSB32 Remittance Format (IBY_REC_EFT_CSB32_ES)
Spanish CSB58 Remittance (ARBRCS58)	Spanish CSB58 Remittance Format (IBY_REC_EFT_CSB58_ES)
Oracle Receivables Globalizations	
French Receivables Bank Remittance (JEFRAR22)	Obsolete
German Direct Debit EFT (JEDEREDD)	German Direct Debit EFT Format (IBY_REC_EFT_DE)
German Receivables Direct Debit Letter (JEDERBDD)	German Direct Debit Accompanying Letter (IBY_REC_LTR_DE)
German Receivables Separate Payment Letter (JEDEARPL)	Receipt of Payment Notification (IBY_REC_PAYER_PMT_NOTIFY)
Portuguese Direct Debit File (JEPTARDD)	Portuguese Direct Debit File Format (IBY_REC_EFT_PT)
Portuguese Direct Debit Letter (JEPTARDL)	Receipt of Payment Notification (IBY_REC_PAYER_PMT_NOTIFY)
Spanish Direct Debit (JEESDIDE)	Spanish CSB 19 Direct Debit Magnetic Format (IBY_REC_EFT_ES)

GDF Migration

Many payment features implemented in Release 11*i* using Global Descriptive Flexfields (GDF) will be implemented as integrated core features across Oracle Receivables, Payments and Cash Management in Release 12. It is important that you plan to review the setup relevant to each payment feature you plan to use.

To gain setup knowledge for Oracle Payments, refer to the *Oracle Payments Implementation Guide*.

Spain: Bank Charge Bearer Information

Spain has a field named Charge Bearer on customer sites. This field is obsolete. Existing values are migrated to a new field, Bank Charge Bearer. This field is now standard in the Payment Details region of customer accounts and customer account sites. A new lookup type controls available values for the field. It is now user-extensible.

Germany: Direct Debit Bank Instruction

Germany has a field named Direct Debit Authorization Code on customer bank accounts. This field is obsolete. Existing values are migrated to a new field, Direct Debit Bank Instruction. This field is now standard in the Payment Details region of customer accounts and customer account sites. A new lookup type controls available values for the field. It is now user-extensible.

Portugal: Payer Notification

Portugal has a profile option of JEPT: Print Direct Debit Receipt Letter. The setting specifies whether the Portuguese Direct Debit Letter should be created automatically when the user runs the format of Portuguese Direct Debit File. This profile option is obsolete. It is replaced by the settings for Payer Notification in the new Payments Funds Capture Process Profile named Portuguese Direct Debit File Format.

Spain: Magnetic Format Code field

There is a field for Magnetic Format Code on the Bills Receivable Remittances form, used only for the Spanish CSB32 Remittance format. This field is obsolete. The value for this field is migrated to the new XML Publisher Format template corresponding to the new Payments Spanish CSB32 Remittance Format.

Integration with Oracle Payables for Refunds

Release 12 introduces direct integration with Oracle Payable for transacting all refunds with the exception of credit card refunds. Credit card refunds are transacted the same as in Release 11*i* by means of the generation and remittance of a negative miscellaneous receipt.

Balance-Forward Billing

Balance-forward billing replaces the consolidated billing functionality; so all documentation will now refer to balance-forward billing.

During the upgrade, payment cycles will be created based on the cut-off dates of existing proxima payment terms and assigned to those payment terms. Balance forward billing payment terms cannot be assigned to transaction types and customer site uses. Therefore, during upgrade if a consolidated term was assigned at these levels, the upgrade script will override the assignment with a null value.

Customers that were enabled for consolidating billing will be enabled for balance-forward billing. If the payment term assigned could not be upgraded to a balance-forward-billing, payment term, that customer will not be enabled for balance-forward billing; the value for this check box will be null. This might occur if default payment term was not a proxima term and consolidated billing was not performed even though it was enabled.

Allow override of payment terms will cause a different action in Release 12. If allow override of payment terms is enabled, the payment term on the invoice can be changed to a non-balance-forward billing term. This means that the invoice will be processed separately from the balance forward bill. With consolidated billing, it would have been picked up on the bill, but the aging would have occurred based on the payment term of the invoice, not the bill.

Three concurrent programs are now needed to consolidate invoices:

- Generate Balance Forward Bills program replaces Print Draft Consolidated Billing Invoices and Print New Consolidated Billing Invoices.
- Confirm Balance Forward Bill program replaces Accept Consolidated Billing Invoices and Reject Consolidated Billing Invoices.
- BPA Balance Forward Print Program replaces Reprint Consolidated Billing Invoices.

Consolidated billing was performed at the customer site level; so all customers converted to balance forward billing will be enabled at the site level. Following Upgrade, if you wish to implement balance forward billing at the customer account level, you will need to modify those records. See the *Oracle Receivables User Guide* for details.

Late Charge Enhancements

Late charges are centrally calculated in Receivables, negating need for separate solutions in Oracle Financials for the Americas and Oracle Financials for Europe (Brazil and Scandinavia), as well as, Oracle Student Services.

Late charges can be derived as adjustments, invoices or debit memos. Prior to Release 12, adjustments were the only option in Receivables. The other Oracle products used interest invoices.

Global Flexfield setup values on the customer profile will migrate to these HZ tables in the TCA data model:

- HZ_CUSTOMER_PROFILES
- HZ_CUST_PROFILE_CLASSES
- HZ_CUST_PROF_CLASS_AMTS
- HZ_CUST_PROFILE_AMTS

The Interest Invoice feature becomes obsolete in Release 12, including tables, database triggers, packages, forms, reports and Application objects (profile options, concurrent requests, concurrent executables, menus, lookups, etc.). The GDF columns that exist on TCA tables (for example, JGZZ_ATTRIBUTE columns) will be obsolete.

The Accrue Interest check box on System Options form is retired in Release 12 because all charges are assumed to update the customer record and to be accompanied by accounting entries.

The new concurrent process, Late Charges Generate, replaces the code formerly called by the Dunning or Statements program to generate finance charges. The Late Charges Generate program can be run independent of other processes. Postupgrade, if late charges are to be included with Statements or Dunning, the late charges program should be included as part of a report set and run in final mode. Dunning is created via Oracle Advanced Collections in Release 12. For more information including late charges are dunning, see the *Oracle Advanced Collections User Guide*.

A new business purpose was created due to late charges creation being independent of dunning and statements. There will be an upgrade as follows:

- If an account has a statement site and no dunning site, then an additional business purpose of Late Charges will be added to the statement site.
- If an account has a dunning site and no statement site, then an additional business purpose of Late Charges will be added to the dunning site.
- If an account has a dunning site and a statement site, then an additional business purpose of Late Charges will be added to the STATEMENT site only.

AP/AR Netting

The following report has been obsolesced due to the new AP/AR Netting feature: AR Customer Supplier Netting Report.

An internal dummy bank has been seeded that will process receipts generated in AR when netting occurs. This bank does not require reconciliation since no cash is affected. The receipts will automatically close netted Receivables invoices. Users will access to OA Framework Netting forms via the seeded menu and the receipts workbench. These receipts cannot be modified, so there is no effect on existing users. Please refer to the Financials Common Modules section for details on the new AP/AR Netting feature.

Obsolescence and Replacement of Features

A number of Release 11*i* features in Receivables are obsolete in Release 12.

Collections Workbench Obsolescence

A more robust, user-friendly product called Oracle Advanced Collections replaces the Receivables Collections Workbench. The user will automatically be redirected to the Advanced Collections forms if he is assigned the seeded Collections Sub-menu. If customer menus were created for collections users, you may need to modify your customer menus to point to Advanced Collections. See the Migration from AR

Collections to Advanced Collections white paper (MetaLink Note #389443.1) for additional information.

The following forms will no longer be available: Account Overview, Aging, Correspondence, Customer Accounts, Customer Calls, and Scheduler. The Transaction Overview form will still be available through the Account Details form and the Transaction Workbench. The Account Details form has been modified to remove links to forms that are no longer available, such as Dunning History and Calls. This historical data is available via Advanced Collections.

The Activities form, which is available via Account Details, will now also be available via the Receipt Workbench and provide application activity history at both the receipt header and application level.

Reports retired: Call Actions, Collection Key Indicators, Collections Receipt Forecast, Collector Call History, Collector's Follow Up, Customer Follow Up History, Collections by Collector, and Receipt Promises report.

Reports Modified: Bad Debt Provision Report, Disputed Invoice Report, Customer Credit Snapshot, and Customer Profiles.

The Dunning print program has been modified to only reprint Receivables historical days overdue dunning letters that may be needed due to legal reasons. The Program is called Dunning Letter Reprint-Historical Receivables Only. Dunning is replaced in Oracle Advanced Collections by a more robust and automated process that takes advantage of the XML reporting capabilities.

Trade Accounting Obsolescence

Trade Accounting has been replaced by Deductions Management functionality. The Deductions Management solution is delivered in partnership between Oracle Receivables, Oracle Trade Management, and Oracle Credit Management products. For more information about this solution, see *E-Business Suite Solutions for Deduction Management, An Oracle White Paper Release 11i.10* (MetaLink Note #370763.1).

The system option to Enable Trade Accounting has been removed; Deductions Management will automatically be enabled if you setup Trade Management. A white paper has been created outlining the changes between Trade Accounting and the Deductions Management Solution.

Bills of Exchange Obsolescence

Bills of exchange were originally implemented as a type of receipt, and therefore could not be systematically managed throughout the bill's lifecycle. The Bills Receivable feature, introduced in Release 11i.3, replaces the bills of exchange functionality, creating unique documents that are managed via a comprehensive workbench.

If you have already converted to Bills Receivable, no action is required. If you have not, review the *Bills of Exchange Obsolescence* white paper (MetaLink Note #353280.1). Also refer to the *Oracle Receivables User Guide* for additional information.

Oracle Subledger Accounting

This chapter covers the following topics:

- Overview
- Using Oracle Subledger Accounting Out of the Box
- Using Oracle Subledger Accounting with Oracle E-Business Suite Subledgers
- Using the Oracle Financial Services Accounting Hub
- Upgrade Modes for Oracle Subledgers
- Subledger Accounting Postupgrade Process

Overview

Oracle Subledger Accounting gives users the ability to create the accounting definitions to address their specific accounting requirements. Users that do not have specific requirements can use the seeded accounting definitions that are provided out of the box.

Using Oracle Subledger Accounting Out of the Box

When you use Oracle Subledger Accounting out of the box, you can generate the accounting equivalent to the one generated by Oracle E-Business Suite applications in Release 11*i*. To use Oracle Subledger Accounting, refer to the *Oracle Subledger Accounting Implementation Guide*.

Using Oracle Subledger Accounting with Oracle E-Business Suite Subledgers

If you use Oracle Subledger Accounting with the Oracle E-Business Suite subledgers, you can tailor the accounting journal entries to take full benefit of the Subledger Accounting features as follows:

- Modify and customize all the elements of the journal entries (descriptions, reference data).
- Modify and define new account derivation rules to generate the corresponding account based on different pieces of information present in the transaction.
- Assign different accounting methods to different ledgers.
- For functional information on the Oracle Subledger Accounting, refer to the *Oracle Subledger Accounting Implementation Guide*.

Using the Oracle Financial Services Accounting Hub

You can use the Oracle Financial Services Accounting Hub to create subledger accounting for third-party applications. This allows you to take advantage of the full potential of the Oracle Subledger Accounting engine to generate accounting journal entries in a consistent way across your Oracle and third-party applications.

Note: The Oracle Financial Services Accounting Hub is licensed separately.

For functional and technical information on the Oracle Financial Services Accounting Hub, refer to the *Oracle Financial Services Accounting Hub Implementation Guide*.

Upgrade Modes for Oracle Subledgers

Each Oracle subledger has adopted a different strategy concerning the upgrade of accounting data into Subledger Accounting, based on functional considerations:

- **No Upgrade** - No historical accounting data is upgraded into Subledger Accounting.
- **Partial Upgrade** - Some historical data is upgraded into Subledger Accounting. In this case, the range of periods to be upgraded is defined by Oracle by default as one fiscal year worth of data, and can be changed by the user to upgrade more data based on the specific requirements. For more details, refer to the *Oracle Applications Upgrade Guide: Release 11i to Release 12*, "Preparing for the Upgrade," Financials and Procurement Tasks, Subledger Accounting.
- **Full Upgrade** - In this case, all the historical accounting data existing in the subledger is upgraded into the Subledger Accounting.

Note: When running the Subledger Accounting Upgrade program for EMEA VAT, rerun the SLA upgrade as required to process all

accounting since the earliest final reported transaction date.

The following table shows the upgrade mode for each subledger:

Subledger	Upgrade Mode
Payables	Partial upgrade
Receivables	Partial upgrade
Assets	Partial upgrade
Cost Management (includes Purchasing and Inventory)	Partial upgrade
Projects	Partial upgrade
Global Accounting Engine	Full upgrade
Loans	Full upgrade
Processing Manufacturing	No upgrade
Cash Management	No upgrade
Property Management	No upgrade
Federal/Public Sector	No upgrade

Subledger Accounting Postupgrade Process

This section describes the SLA postupgrade process.

You can run the SLA postupgrade process to upgrade existing data at any time after the upgrade. Review the following sections and your existing requirements to plan your postupgrade strategy.

Oracle Subledger Accounting Considerations

To avoid a long downtime period, the user can choose to upgrade only a subset of the accounting data, if, for example, historical data do not need to be permanently available for daily operations. This decision has a direct impact on hardware resources because

less data requires less storage space. During normal business operations, however, some situations may require historical data to be available. For example, if the user needs to reverse an old invoice, Oracle Subledger Accounting requires the original accounting data for the invoice to generate the correct accounting reversal.

The SLA postupgrade process allows the user to upgrade accounting data that was not upgraded as part of the downtime upgrade process. This can be performed at any time and for any number of periods. For example, the user may want to run the SLA postupgrade process for a complete year or for only one period.

At any time after the downtime upgrade has been run, the user may experience the need to access some accounting data that has not been upgraded during the Subledger Accounting upgrade (because the corresponding period was not included in the range of periods to be upgraded). There may be many reasons for this:

- The user needs to run a report or perform a query that requires the accounting data that has not been upgraded.
- A transaction that had already been accounted is updated and the Subledger Accounting program requires some information from the original journal entry to create the new journal entry.

For example, an invoice has been accounted in July 2005 and the journal entry has been generated in the same period. But the journal entry has not been upgraded because only the data for the fiscal year 2006 has been upgraded. When a new transaction occurs against the invoice (such as a cancellation or a payment) and the new journal entry requires some information from the original journal entry (such as the liability account), Subledger Accounting requires the existence of the original journal entry. In this case, the user has the possibility of running the SLA postupgrade process to upgrade the accounting data for the corresponding period.

Because the SLA postupgrade process is run while the system is up and running, it is important that users consider the following elements when deciding the number of periods to upgrade:

- The periods to be upgraded must be consecutive, so the date entered by the user is used to determine the initial period to be upgraded; all the periods between this period and the first upgraded period are upgraded by the SLA postupgrade process. For example, consider that the first upgraded period is JAN-2006 and the user enters 10-JUL-2005 as the initial date. (This date belongs to the period JUL-2005) All the periods between JUL-2005 and JAN-2006 will be upgraded.
- Since the system is up and running, and the users are performing the daily operations, it is more efficient to run the upgrade during the downtime than to run the SLA postupgrade process. The user must take this into account when making the decision about the number of periods to upgrade.

Impact on Resources

It is important to consider the impact on resources when determining the upgrade

strategy:

- The SLA postupgrade process runs at the same time as the daily operations. If the upgrade is run for a large volume of data, the impact on overall system performance may be an important consideration.
- A downtime upgrade can process a large volume of data in a more efficient way. The length of the downtime period, however, increases as the volume of data increases.

Oracle Trading Community Architecture

Details

The details of the functional upgrade impact for this product are included in the *Oracle Applications Upgrade Guide: Release 11i to Release 12*.

Oracle Treasury

This chapter covers the following topics:

- Overview
- Bank Account Migration to Cash Management
- Bank Account Balance Migration to Cash Management

Overview

In Release 12, a common data model and common user interface for creation and maintenance of banks, bank branches and internal bank accounts is provided in Cash Management. Prior to Release 12, if the same internal bank account was used by different applications (such as Treasury and Payables), it had to be defined separately in each application, which created fragmented data. In Release 12, an internal bank account that is intended for use by different applications can be created just once in the centralized Cash Management function and then used in any application or a select group of applications as specified by the user.

Similarly, in Release 12, a common data model and common user interface for creation and maintenance of bank account balances is also provided in Cash Management. Prior to Release 12, maintaining bank-account balances and interest calculation was only available to Treasury bank accounts. In Release 12, this feature becomes available to all bank accounts defined in the new centralized bank account model.

Bank Account Migration to Cash Management

All the existing company and subsidiary bank account information in Oracle Treasury is upgraded as follows:

- All company bank accounts are automatically migrated one-to-one to the new centralized data model during the Release 12 upgrade.
- All subsidiary bank accounts are automatically migrated one-to-one to the new

centralized data model during the Release 12 upgrade. All counterparties that are used as banks before Release 12 in Company or Subsidiary bank accounts are automatically migrated into banks and bank branches in the centralized data model during the Release 12 upgrade. Each such counterparty will be upgraded into one bank and one bank branch belonging to this bank.

Prior to Release 12, company bank accounts were defined in the Company Profiles window. In Release 12, this tab is replaced by a Bank Accounts button that takes the user to the Bank Accounts user interface in Cash Management. Treasury Bank Accounts are distinguished in Cash Management by the Treasury Use flag that can be assigned when a bank account is created for a bank branch that is linked to a Treasury Counterparty. The Treasury Use flag is automatically selected for migrated company bank accounts.

Subsidiary accounts now also reside in the centralized data model. Unlike company bank accounts, however, they will not be visible in the Cash Management Bank Accounts user interface. They will still have to be managed in the Counterparty Profiles form. In Release 12, two new fields Portfolio Code and Pricing Model have been added to the Settlement Account Detail window. These fields are required, if the balance needs to be entered or updated for a subsidiary bank account in the Cash Management Bank balance user interface.

Although the bank account maintenance is changed in Release 12, there is no impact on bank account usage in the Treasury transactions or process flows.

Bank Account Balance Migration to Cash Management

All existing bank account balance information is upgraded as follows:

- All existing bank account balance data and the rates at the balance level are automatically migrated to the new centralized data model during the Release 12 upgrade.
- Default interest rate setup for bank account balances is not migrated.

Prior to Release 12, Treasury bank balances could be entered or updated in the Current Account Balances window. In Release 12, this functionality is moved to the Cash Management Bank balances user interface. Bank balances can be created or updated in this user interface for Company and Subsidiary bank accounts. Interest rates setup for bank accounts is now done in the Interest Rate Schedules user interface in Cash Management before the bank balances can be created or updated.

Current account balances window is renamed Bank Account Interest Settlement. Bank account balance information is now read-only in this window, except for the Interest amount which can still be overridden by users with appropriate privileges. Interest settlement is still initiated in this window. Balances shown in this window are still used for accrual and revaluation purposes.

Oracle U.S. Federal Financials

This chapter covers the following topics:

- Overview
- Integration with Subledger Accounting
- Implementation of AR/AP Netting
- Summary Schedules and Consolidated Files

Overview

U.S. Federal Financials interacts with several products within the Oracle product family, such as Oracle Payables, Oracle Payments, Oracle General Ledger, Oracle Subledger Accounting, Oracle Receivables, Oracle Purchasing, and Oracle Cash Management. Refer to the appropriate sections of this document to gain an understanding of the detail-level impact of these products to the U.S. Federal Financials users.

The following section details the additional impacts to the U.S. Federal Financials product:

- Integration with Subledger Accounting.
- Implementation of AR/AP Netting.
- Summary Schedules and Consolidated Files.

Integration with Subledger Accounting

Release 12 introduces the new Subledger Accounting (SLA) module for managing accounting across subledger transactions. With the introduction of SLA, transaction codes no longer need to be entered on a transaction to create the desired accounting. Instead, Oracle U.S. Federal Financials provides account derivation rules that use attributes from transactions to determine the correct accounting.

In Release 11*i*, journals in GL are kept in detail, so no transaction code journals will be moved into SLA. All accounting reports will combine GL and SLA data. During normal processing, the SLA code will detect if the journal exists in SLA or GL (upgrade case or not) and use the appropriate SLA rule to create the accounting.

USSGL Transaction Codes

With the introduction of SLA, U.S. Federal Financials has seeded, account-derivation rules to replace the use of transaction codes on transactions. The account-derivation rules seeded for use in Oracle Purchasing, Oracle Cost Management, Oracle Payables, and Oracle Receivables are seeded with a six-digit subaccount of the USSGL account. U.S. Federal Financials has provided the USSGL Account Derivation Rules report. This report displays for the US Federal Accounting subledger accounting method, any seeded, account-derivation rules where the USSGL account value is seeded. This report details the attributes of the seeded rules and the seeded six-digit USSGL subaccounts being used by the rule. This report should be reviewed to confirm that the subaccounts that are seeded, exist in the chart of accounts. In addition, this report can be used to determine if there is any desired accounting that would have been previously generated by transaction codes in Oracle Purchasing, Oracle Cost Management, Oracle Payables, and Oracle Receivables that are not reflected in the seeded rules. Custom account derivation rules can be built to change the six-digit subaccount from the seeded rule, to change conditions for the existing rules that are seeded or to create new rules for transaction codes that are not seeded.

Implementation of AR/AP Netting

In Release 11*i*, Oracle Financials has three netting solutions:

- Single third-party in Oracle Public Sector Financials International (OPSFI).
- Contra charging in Global Financials.
- AR/AP netting in U.S. Federal Financials.

While these solutions provide netting functionality, each address a different specific need.

In Release 12, the new AP/AR Netting solution is introduced in the Oracle Financial Common Module, and is intended to consolidate and improve the functionality to create one total-netting solution built into the standard applications. Therefore, the U.S. Federal Financial AR/AP Netting solution has been made obsolete. The setup data used by the U.S. Federal Financials AR/AP Netting solution will be migrated to the new Release 12 AP/AR Netting solution.

Summary Schedules and Consolidated Files

With the introduction of the new Oracle Payments solution in Release 12, changes were

made in the process to issue payments.

For functional knowledge of Oracle Payments, refer to the *Oracle Payments Users Guide* and *Oracle Payments Implementation Guide*.

For upgrade information of federal payment formats, refer to the Oracle Payables chapter, *Payment Formats*, page 17-5 section of this guide.

U.S. Federal Financials has integrated with Oracle Payments and, therefore, made changes to the U.S. Federal Financials Summary Schedule and Consolidated Files feature. Consolidated payment files can be generated in Release 12 directly within Oracle Payments. The creation of summary schedules in Release 12 will remain in U.S. Federal Financials. The window name has changed from Summary Schedule and Consolidated Files to Summary Schedules. After upgrade to Release 12, any Release 11*i* payment batch that is associated with a summary schedule or a consolidated payment file that has not been generated, will have to be voided and re-created in Release 12 through Oracle Payments. To avoid this, these payment files can be generated in Release 11*i* by using U.S. Federal Financials' Summary Schedule and Consolidated Files window prior to the upgrade.

Employee Payment Type Mapping

The Employee Payment Type Mapping window has been made obsolete in Release 12. This window was used to associate a Payables payment group to an employee payment types used by Federal payment formats. This enabled payment batches to group invoices by a format's specific payment type. In Release 12 this association is no longer needed because Oracle Payments has introduced payment reason codes. The employee payment types are now seeded by Oracle Payments as payment reasons. Payment reasons are entered on an invoice and therefore will enable invoices to be grouped into the specific Federal payment formats.

A

Profile Options

This appendix covers the following topics:

- Advanced Collections
- Assets
- Bill Presentment Architecture
- Cash Management
- E-Business Tax
- Financials Common Modules
- Financials for Europe
- Financials for the Americas
- General Ledger
- Golden Tax Adaptor
- Internal Controls Manager
- Internet Expenses
- iProcurement
- iReceivables
- iSupplier Portal
- Legal Entity Configurator
- Multiple Organizations Access Control
- Payables
- Public Sector Financials
- Purchasing
- Receivables
- Sourcing

- Subledger Accounting
- Trading Community Architecture
- U.S. Federal Financials

Advanced Collections

Advanced Collections - Changed Profile Options

Profile Option Name	Feature Area	Replaced By
IEX: Fulfillment Method	Additional value of disabled	Ability to turn off sending of correspondence.

Assets

Assets - Obsolete Profile Options

Profile Option Name	Feature Area	Replaced By
FA: Custom Generate CCID	Subledger Accounting and Inquiries	SLA Setups – still available using FA: Use Workflow Account Generation profile for legacy support.
FA: Generate Asset Level Account	Subledger Accounting and Inquiries	SLA Setups – still available via FA: Use Workflow Account Generation profile for legacy support.
FA: Generate Book Level Accounts	Subledger Accounting and Inquiries	SLA Setups – still available using FA: Use Workflow Account Generation profile for legacy support.
FA: Generate Category Level Accounts	Subledger Accounting and Inquiries	SLA Setups – still available using FA: Use Workflow Account Generation profile for legacy support.

FA: Generate Depreciation Expense Account	Subledger Accounting and Inquiries	SLA Setups – still available using FA: Use Workflow Account Generation profile for legacy support.
FA: Include Non-recoverable Tax in Mass Addition	Subledger Accounting	Post Accounting Programs in SLA. The setup for all eligible lines from Payables to Assets for Mass Additions Create program is done in Post Accounting Programs.
FA: Large Rollback Segment Name	Subledger Accounting and Inquiries	Session control options available on each concurrent programs definition.
FA: Number Mass Addition Parallel Requests	Subledger Accounting and Inquiries	FA: Number of Parallel Requests for consistency
FA: Number of Generate Accounts Parallel Requests	Sub Ledger Accounting and Inquiries	SLA Setups / FA: Number of Parallel Requests

Bill Presentment Architecture

Bill Presentment Architecture - New Profile Options

Profile Option Name	Description
AR: BPA Print Attachment Document Category	In order to print attachments in printed bills, configure this profile option. While printing a transaction, this profile option triggers printing associated PDF attachments that match the specified document category. This applies to both internal and external templates.

Cash Management

Cash Management - New Profile Options

Profile Option Name	Description
CE: Bank Account Transfers	This profile can be set to Treasury or Cash Management. When it is set to Treasury, then Cash Leveling and Sweep Transaction (ZBA) features will create Treasury deals to move funds between bank accounts. When it is set to Cash Management, new bank account transfer transactions (new in Release 12) will be created to move funds between bank accounts.
CE: Mask Internal Bank Account Numbers	Using this profile option, users can mask first/last x digits of bank account numbers or apply no mask.

Cash Management - Obsolete Profile Options

Profile Option Name	Feature Area	Replaced By
CE: Bank Account Security Access	Bank Accounts	No longer needed in the new Bank Account model.

E-Business Tax

E-Business Tax - New Profile Options

Profile Option Name	Description
eBTax: Allow Ad Hoc Tax Changes	Controls which users can make ad hoc tax changes on the transaction line, such as selecting a different tax status or tax rate. The changes that a user can make also depend upon the details of the applicable tax setups. If the tax rate associated with a tax has the Allow Ad Hoc Rate option enabled, then users can override the calculated tax rate on the transaction line.

eBTax: Allow Manual Tax Lines	Controls which users can enter manual tax lines on the transaction for the tax setups that allow this update. If the tax configuration has the related options enabled, then users can enter manual tax lines on the transaction for the applicable tax.
eBTax: Allow Override of Customer Exemptions	Controls the display of the Tax Handling field on the transaction line. You use the Tax Handling field to apply and update customer tax exemptions to transactions. If you set the eBTax: Allow Override of Customer Exemptions profile option to Yes, you must also complete the related setups for tax exemptions.
eBTax: Allow Override of Tax Classification Code	Controls whether users can update the tax classification code that is defaulted to the transaction line. E-Business Tax defaults the tax classification code to the transaction line according to the defaulting hierarchy defined for the operating unit and application.
eBTax: Allow Override of Tax Recovery Rate	<p>Controls that users can enter or update the calculated tax recovery rates on the transaction for the tax recovery rate setups that allow this update. If the tax recovery rate associated with a tax has the Allow Ad Hoc Rate option enabled, then users can override the calculated tax recovery rate on the transaction. The meaning of ad hoc entry of tax recovery rates differs according to the source application for the transaction:</p> <ul style="list-style-type: none"> • Payables – The user can only select another previously defined recovery rate for the tax. • Procurement - The user can either select another previously defined recovery rate for the tax or enter a new recovery rate.

eBTax: Inventory Item for Freight (Oracle Order Management only)

Allows Order Management use an Inventory item defined as Freight on Receivables transaction lines. You can use the freight Inventory item to control the tax rate on taxable freight amounts. The values for this profile option are:

- Freight Charge - The freight Inventory item applies to external Receivables transactions.
- Freight for Intercompany - The freight Inventory item applies to internal Receivables transactions only.

You must also set the eBTax: Invoice Freight as Revenue profile option to Yes.

eBTax: Invoice Freight as Revenue (Oracle Order Management only)

Controls whether to consider freight amounts as taxable line items. Set this option to Yes if you are required to tax freight amounts. The freight amounts entered in the Order Management Ship Confirm window are then passed to Receivables transactions as taxable line items. If you set this option to Yes, you must also set the eBTax: Inventory Item for Freight profile option.

eBTax: Read/Write Access to GCO Data

Controls whether users can set up tax configuration data for the global configuration owner. If you set this option to Yes, then the applicable users can set up tax regimes and taxes, and the related regime-to-rate setup, for the global configuration owner. Legal entities and operating units can then share the global configuration owner tax setups.

eBTax Taxware: Service Indicator	<p>Indicates whether taxes are calculated on service or a rental transaction. The Taxware API parameter that accepts this profile option value is JurLink.ServInd. The values for this profile option are:</p> <ul style="list-style-type: none"> • Service - Service transaction. • Rental - Rental transaction. • Space - Non-service transaction.
eBTax Taxware: Tax Selection	<p>Indicates whether Taxware uses jurisdiction-level jurisdiction codes to calculate taxes. The Taxware API parameter that accepts this value is TaxSelParm of Taxfn_Tax010. The values for this profile option are:</p> <ul style="list-style-type: none"> • Tax only - Taxware calculates tax based on the ship-to address only. • Jurisdiction and Tax - Taxware calculates tax based on all jurisdiction information, including ship-to, ship-from, point-of-order origin (POO), and point-of-order acceptance (POA).
eBTax Taxware: Use Nexpro	<p>Indicates whether Taxware uses the Nexpro functionality. If you enable this option, additional configuration is required on the Taxware side of the integration to achieve nexus-based taxation. The Taxware API parameter that accepts this value is TaxLink.UseNexproInd.</p>
eBTax Vertex: Case Sensitive	<p>Enables case-sensitive searches of Vertex tax calculation data. The default value is Yes. Set this profile option if you intend to use Vertex to calculate tax on transactions.</p>

Financials Common Modules

Financials Common Modules - New Profile Options

Profile Option Name	Description
Changeable Subcontracting Enabled	<p>This profile option is used in the AP/AR Netting feature. Valid values for the options are:</p> <ul style="list-style-type: none"> • Yes – Only those invoices that were matched to purchase orders with out-sourced assemblies would be selected by the netting process. • No - Only invoices that were matched to purchase orders without out-sourced assemblies would be selected by the netting process. • Disregard - All eligible invoices will be selected for netting irrespective of whether or not they are matched to purchase orders.

Financials Common Modules - Obsolete Profile Options

All of the profile options for Global Intercompany Systems are obsolete in Release 12.

Financials for Europe

Financials for Europe - New Profile Options

Profile Option Name	Description
GEI Account for Sum Expenses	Value for the reconciliation account towards the Bank of Norway Sum Expenses (parent value). For example, 60043102.
GEI Account for Sum Income	Value for the reconciliation account towards the Bank of Norway Sum Income (parent value). For example, 60043101.
GEI Accountant	Company accountant number. For example, 9xxxxxxx.

GEI Accounting Central	Accountant nr. for the Accounting company. For example, 9xxxxxxx.
GEI Accounting Segment	Number in the account flexfield for the account segment (segment for chp/post/subpost). For example, segment1.
GEI Authority Type	Number in the accounting Flexfield for authority code. For example, segment4.
GEI Summary Template ID	Sequence allocated to the template after creation. For example, 1.
IL: Tax Calendar	The Tax Calendar used for Israeli Value Added Tax functionality.
JEGR: Default Cutoff Days	The default cutoff days specified in the Cutoff Rules for Greek localizations.

Financials for Europe - Changed Profile Options

Profile Option Name	Feature Area	Replaced By
JG: Application	Used for Global Descriptive Flexfield Technology	Used only by non-multi-organizations products General Ledger (GL) and Assets (FA).
JG: Product	Used for Global Descriptive Flexfield Technology	Used only by non-multi-organizations products General Ledger (GL) and Assets (FA).
JG: Territory	Used for Global Descriptive Flexfield Technology	Used only by non-multi-organizations products General Ledger (GL) and Assets (FA).

Financials for Europe - Obsolete Profile Options

Profile Option Name	Description
---------------------	-------------

AP PAYMENT: Company Details Printed	Payments
Debug: Trace Level for Danish EFT Reports	Payments
JEDE: Max Invoices for Separate Letter	Payments
JENL: Carriage Return (EFT Payments)	Payments
JENL: EFT Directory	Payments
JENL: EFT Reference Text	Payments
JENL: Invoice Compression	Payments
JENL: Payment Separation	Payments
JENL: Payment Specification	Payments
JENL: Reporting Threshold	Payments
JENL: Validate All Invoices	Payments
JEPT: Print Direct Debit Receipt Letter: Y/N	Payments
JG: Contra - Include Future-dated Payments in Supplier Balance	Contra Charges
JG: Contra - Include Receipts at Risk in Customer Balance	Contra Charges
JGZZ: Interest Invoice	Interest Invoices

Financials for the Americas

Financials for the Americas- New Profile Options

Profile Option Name	Description
JLBR Check Date BDC Validation	Business Day Validation for Payment Date

Financials for the Americas - Obsolete Profile Options

Profile Option Name	Feature Area	Replaced By
JL: AR Tax: Use Related Transactions for Threshold checking	Latin Tax Engine	Moved to AR System Options.
JL: Debug Mode	Latin American Fixed Assets Inflation Adjustment	Debug mechanism replaced by central FND: Logging Infrastructure
JLBR Automatically Change Date	Brazilian Business Day Calendar	GDF segment JG_AP_SYSTEM_PARAMETERS.GA8: Change Payment Due Date Automatically
JLBR Automatically Populate Payment Batch Name	Brazilian Payment Batch	Not applicable (n/a)
JLBR Payment Action	Brazilian Business Day Calendar	GDF segments: <ul style="list-style-type: none"> JG_AP_SYSTEM_PARAMETERS.GA6: Payment Due Date Derivation Method and GA JG_AP_SYSTEM_PARAMETERS.GA20: Payment Due Date Derivation Method
JLBR Payment Location	Brazilian Business Day Calendar	GDF segment JG_AP_SYSTEM_PARAMETERS.GA7: Payment Location
JLBR: Bank Transfer Currency	Brazilian AP/AR Bank Transfer	Hard-coded string BRL

General Ledger

General Ledger - New Profile Options

Profile Option Name	Description
GL: Archive Journal Import Data	Specifies whether you want Journal Import to save your journal import data from the GL INTERFACE table to the GL INTERFACE HISTORY table at the end of each Journal Import run.
GL: Data Access Set	Assigns a data access set to a General Ledger responsibility. Data access sets control the ledgers, ledger sets and balancing segment values or management segment values that can be accessed by a responsibility for general ledger processing. If you are using Oracle Subledgers, the data access set should include the ledger that is assigned to the GL Ledger Name profile option that controls ledgers used by subledger applications.
GL: Default Desktop Viewer	Specifies which MS Excel version you want to use as the default when working with spreadsheet integrators in GL.
GL: Number of Formulas to Validate for each MassAllocation Batch	This profile option only pertains to ledgers with average balance processing enabled. Use this profile option to specify the number of MassAllocation formulas that will be pre-validated in the Generate MassAllocation Journals form before the Run MassAllocations program is generated. The number you set for this profile option controls the number of formulas that will be selected and checked for average balance processing violations, such as the calculation effective date and average balance usage parameters.

GL: Number of Formulas to Validate for each Recurring Journal Batch	This profile option only pertains to ledgers with average balance processing enabled. Use this profile option to specify the number of Recurring Journal formulas that will be pre-validated in the Generate Recurring Journals form before the Recurring Journal Entry program is generated. The number you set for this profile option controls the number of formulas that will be selected and checked for average balance processing violations, such as the calculation effective date and average balance usage parameters.
---	--

General Ledger - Changed Profile Options

Profile Option Name	Feature Area	Replaced By
GL Set of Books ID	Setup Forms and Programs	Rename to GL Ledger ID
GL Set of Books Name	Setup Forms and Programs	Rename to GL Ledger Name

General Ledger - Obsolete Profile Options

Profile Option Name	Feature Area	Replaced By
GL AHE: Saving Allowed	Account Hierarchy Manager	not applicable (n/a)
GL Revaluation: Tracking by Cost Center	Revaluation, Translation and Conversion Rates	Secondary Tracking Segment feature
GL/MRC: Post Reporting Journals Automatically	Setup Forms and Programs	n/a
GLDI: AHE Privileges	Account Hierarchy Manager	n/a
GLDI: Allow Drill Across Ledgers	Financial Statement Generator	Data Access Set feature
GLDI: Allow Drilldown Across Ledgers	Financial Statement Generator	Data Access Set feature

GLDI: Analysis Wizard Privileges	Journal Entry	ADI: Use Function Security profile option
GLDI: Autocopy Enforcement Level	Financial Statement Generator	ADI: Use Function Security profile option
GLDI: Budget Wizard Privileges	Budgets and Related Objects	ADI: Use Function Security profile option
GLDI: Enforce Budget Wizard Segment Security	Budgets and Related Objects	ADI: Use Function Security profile option
GLDI: Journal Wizard Privileges	Journal Entry	ADI: Use Function Security profile option
GLDI: Maximum Effective Ranges for Drilldown	Financial Statement Generator	n/a
GLDI: Report Wizard Privileges	Financial Statement Generator	ADI: Use Function Security profile option
Intercompany/Interfund: Protect Receiver Natural Account	Global Intercompany System	Advanced Global Intercompany System feature
Intercompany/Interfund: Subsidiary	Global Intercompany System	Advanced Global Intercompany System feature
Intercompany/Interfund: Use Automatic Transaction Numbering	Global Intercompany System	Advanced Global Intercompany System feature

Golden Tax Adaptor

Golden Tax Adaptor - New Profile Options

Profile Option Name	Description
JMF: Golden Tax Enabled	The valid values are Yes and No. Users cannot use any of the Golden Tax Adaptor features if this profile value is set to No.

JMF: Golden Tax Import Directory

This profile option is used to define the import file directory for Golden Tax Invoice Import concurrent program.

Internal Controls Manager

Internal Controls Manager - New Profile Options

Profile Option Name	Description
---------------------	-------------

AMW: Show Financial Items with no Control Assertions, Components and Categories

This profile determines whether the financial items that do not have Control Assertions, Components, and Categories, will be displayed in the financial statement certification details page.

AMW: Access All Processes

Controls the accessibility privilege of processes. If this profile is set to Yes, the login user will have the process owner role on all the processes.

AMW: Auto-Approve Process During Org Association

Determines if the process should be approved automatically in the organization when it is associated with that organization.

AMW: Default for Significant Process during process creation

This profile determines the default value of the Significant Process flag for the new process.

AMW: Implement Data Security

This profile enables data security in ICM.

UMX: Enable ICM Validation

Enables the integration with User Management (UMX). Setting the profile option to Yes allows User Management to check for Segregation of Duties violation.

Internal Controls Manager - Obsolete Profile Options

Profile Option Name	Description
---------------------	-------------

AMW: Exception Checkbox Values	Process
AMW: Implement Organization Level Security	Organization Security

Internet Expenses

Internet Expenses - New Profile Options

Profile Option Name	Description
OIE: Carry Advances Forward	Provides a mechanism for the customer to decide whether or not an advance amount can be carried forward for subsequent use on expense reports.
OIE: Enable Advances	Provides a mechanism for the customer to decide whether user/ auditor/Both are allowed to apply the advances or modify the applied the advances.
OIE: Enable Bar Code	This profile option enables the bar code on the Expense Report Confirmation page. If enabled, auditors can retrieve expense reports by scanning bar codes on the Audit Expense Reports page and Receive Receipt Package page.
OIE: Enable Cost Center	This profile option lets you specify whether or not users are required to enter cost center details during expenses entry.
OIE: Enable Expense Allocation Splitting	This profile option lets you specify whether the user can split expense lines into distributions for both project and non-project enabled expense lines.
OIE: Enable Project Expenditure Organization	This profile option lets you specify whether or not users must be allowed to update the project expenditure organization value for project-enabled expense lines during expenses entry.

Internet Expenses - Changed Profile Options

Profile Option Name	Feature Area	Replaced By
OIE: Enable Project profile option	Expense Allocations	The OIE: Enable Project profile option is renamed to the OIE: Enable Project Allocations profile option.

iProcurement

iProcurement - New Profile Options

Profile Option Name	Description
POR: Auto Load Category Descriptors	Creates Category Descriptor if descriptor found in bulk-loaded file does not exist in iProcurement.
POR: Auto Load Root Descriptors	Creates Root Descriptor if descriptor found in bulk-loaded file does not exist in iProcurement.
POR: Auto Load Shopping Categories	Creates Shopping Category if category found in bulk-loaded file does not exist in iProcurement.
POR: Autocreate Shopping Category and Mapping	Option to create shopping category and mapping automatically when PO category is created.
POR: Days Needed By	Days needed by to calculate the Need By Date.
POR: Default Shopping Sort	Determines the item attribute that is used to sort search results by default.
POR: Default Shopping Sort Order	Determines the default sort order to be ascending or descending. Used together with POR: Default Sort.
POR: Display Graphical Approval List	Determines whether the approval list graph is displayed or not.

POR: Display Shopping Category Count	Display count of items within each shopping category on the shop home page.
POR: Enable Advanced Search	Hide or display the advanced search link.
POR: Load One-Time Items in All Languages	Option to automatically load one-time items in all installed languages.
POR: Override Location Flag	Override Deliver to Location.
POR: Override Requestor	Override Requestor Code.
POR: Purchasing News Location	Location of Operating Unit specific purchasing news files.
POR: Search Results Skin	Gives the skin in which search results have to displayed.

iProcurement - Obsolete Profile Options

Profile Option Name	Feature Area	Replaced By
ICX: Allow Funds Override	Catalog Shopping	Not applicable (n/a)
ICX: Days Needed By	Catalog Shopping	POR: Days Needed By
ICX: Default Requisition Template	Catalog Shopping	n/a
ICX_EBI_EUL	Setup	n/a
ICX: Override Location Flag	Catalog Shopping	POR: Override Location Flag
ICX: Override Requestor	Catalog Shopping POR: Override Requestor	n/a
ICX: Requisition Sever	Setup	n/a
POR: Apply Category Mapping	Catalog Shopping	n/a

POR: Approved Pricing Only	Content Security	n/a
POR: Bulk Load for All Business Groups	Catalog Authoring	n/a
POR: Catalog Bulk Load Directory	Catalog Authoring	n/a
POR: Cleanup Thread Interval	Catalog Authoring	n/a
POR: Debugging	Setup	n/a
POR: Distribution Lines Region	Catalog Shopping	n/a
POR: DTD Files Directory	Catalog Authoring	n/a
POR: Ecmanger Servlet path	Setup	n/a
POR: Emergency Requisitions – Restrict to Requisition Templates	Catalog Shopping	n/a
POR: Enable Advanced Search and Category Browse	Catalog Shopping	POR: Enable Advanced Search
POR: Extract BPA/Quote Images	Catalog Authoring	n/a
POR: Help Path	Catalog Shopping	POR: Purchasing News Location
POR: Java Virtual Path	Setup	n/a
POR: Load Auto Attrib	Catalog Authoring	POR: Auto Load Category Descriptors
POR: Load Auto Category	Catalog Authoring	POR: Auto Load Shopping Categories
POR: Load Auto Root	Catalog Authoring	POR: Auto Load Root Descriptors

POR: My Profile - Charge Acct Seg 1-30	Catalog Shopping	n/a
POR: Parallel Routing Allowed	Catalog Shopping	n/a
POR: Preference – Display Transaction Currency	Catalog Shopping	n/a
POR: Preferences – Expenditure Item Date	Catalog Shopping	n/a
POR: Search Governor Value	Catalog Shopping	n/a
POR: Set Debug Catalog Loader ON	Catalog Authoring	n/a
POR: Sort By Relevance	Catalog Shopping	POR: Default Shopping Sort

iReceivables

iReceivables - Obsolete Profile Options

Profile Option Name	Feature Area	Replaced By
OIR: Bill Presentment Architecture Enabled	Bill Presentment	The profile option was introduced with the initial release of Bill Presentment Architecture (BPA) to give users the option of using BPA's formats or the iReceivables format when accessing their bills from iReceivables. Removed the profile option and iReceivables always uses BPA formats for displaying the bills.
OIR: Registration Hold Domain	Self Registration	n/a

OIR: Registration Hold Duration	Self Registration	n/a
OIR: Verify Credit Card Details	Payments using Credit Cards	System Security Options in Oracle Payments Setup (Responsibility: Funds Capture Setup Administrator)

iSupplier Portal

iSupplier Portal - New Profile Options

Profile Option Name	Description
POS: Default Promise Date while acknowledgment	This profile option to controls whether the promised date will default to the need-by date value after supplier's acknowledgment when the promised date is null.
POS: OSN Hub	iSupplier Portal punches out to OSN Hub when OSN user requests get approved/rejected.
Default Load settings for number of sites allowed to be Created during Address Approval	Control how many sites can be created in the Address Approval flows in Supplier Profile Management.

Legal Entity Configurator

Legal Entity Configurator - New Profile Options

Profile Option Name	Description
Enable Legal Entity Time Zone	Enables the time zone based on legal entity location.
LE: Change effectivity	Enables the Change Effectivity region to view effective-from date and comments for reason of changes.

LE: Generate Legal Entity Identifier	Enables automatic or manual legal entity identifier.
--------------------------------------	--

Multiple Organizations Access Control

Multiple Organizations Access Control - New Profile Options

Profile Option Name	Description
MO: Default Operating Unit	Determines the defaulting operating unit for use in setups and transactions.
MO: Security Profile	Lists available security profile for Multiple Organizations security.

Multiple Organizations Access Control - Obsolete Profile Options

Profile Option Name	Feature Area	Replaced By
MO: Top Reporting Level	Cross Organization Reporting	Replaced with an LOV in Report Submission Parameters window.

Payables

Payables - Obsolete Profile Options

Profile Option Name	Feature Area	Replaced By
AP Payment: Company Details Printed profile option	Italy Remittance Advice Controls	Managed by the payment process profile and its remittance controls.
JENL: Payment Specification profile option	Netherlands Remittance Advice Controls	Managed by the payment process profile and its remittance controls.

Carriage Return	Netherlands Payment File Formatting	n/a
EFT Reference Text,	Netherlands Payment File Formatting	n/a
JE_DE_AP_BATCHES.CHEC KRUN_NAME	Germany Remittance Advice Controls	Managed by the payment process profile and its remittance controls.
JE_DE_AR_BATCHES.REMIT _BATCH_ID	Germany Remittance Advice Controls	Managed by the payment process profile and its remittance controls.
JE_NL_EFT_SPECS.CHECKR UN_NAME and CHECK_NUMBER	Netherlands Remittance Advice Controls	Managed by the payment process profile and its remittance controls.
JENL: Reporting Threshold	Netherlands Regulatory Report Controls	Payment process profile in Oracle Payments.
JENL: Validate All Invoices	Netherlands Regulatory Report Controls	Payment process profile in Oracle Payments.
REMIT_BATCH_NAME	Germany Remittance Advice Controls	Managed by the payment process profile and its remittance controls.

Public Sector Financials

Public Sector Financials - New Profile Options

Profile Option Name	Description
PSA: Budgetary Control Report Template	Holds an XML Publisher report template name. Many templates are seeded in Budgetary Control. When a Concurrent Request is placed for a report, users can choose a template manually; otherwise, by default, the template mentioned in this profile option will be used. This profile is used to default a template for XML Publisher.

PSA: Default for Missing Budget

Valid values for this profile option are Absolute and None. Absolute specifies a strict funds checking, and None means no funds checking at all. A budget will have a period range. A budget organization will have many account ranges, and each account range will be attached to a Budgetary Control option. The Budgetary Control option will have a list of Budgets and Budgetary Control settings like the period range to funds check, currency, Absolute or Advisory funds check, and so forth. While transacting, if the transaction's charge account falls within the range of the Budget organization and the transaction's period doesn't fall under any Budget, then whether the transaction should or should not have strict funds checking, will be decided based on this profile option.

PSA: R12 Upgrade Date

Holds the date on which the Release 12 upgrade actually happened. This date will determine whether Budgetary Control should handle the transactions in 11i mode or Release 12 mode. For example, the upgrade date is 1-Jan-2007. A requisition is created before the upgrade such as 1-Dec-2006, and a PO is generated after the upgrade such as 1-Feb-2007. In this case, while generating a PO from the requisition, Budgetary Control will determine whether to use Subledger Accounting (in Release 12) business flow logic for the requisition reversal or to process it using the upgrade views based on this profile option value.

Public Sector Financials- Changed Profile Options

Profile Option Name	Feature Area	Replaced By
---------------------	--------------	-------------

PSA Debug Mode	Budgetary Control	Earlier PSA Debug Mode was used by MFAR functionality. Since MFAR is obsolete, the same has now been utilized for Budgetary Control. If this profile option is set to Yes, it will populate the PSA%Logs tables, which are useful for debugging Subledger Accounting related issues.
----------------	-------------------	--

Purchasing

Purchasing - Changed Profile Options

Profile Option Name	Feature Area	Replaced By
PO: Document Builder Default Document Type	Demand Workbench - Document Builder	This has a new site-level default value of New Order.

Receivables

Receivables - New Profile Options

Profile Option Name	Description
AR: Activate Muti Fund Accounting Extract	This profile option should be set to Yes to allow AR accounting engine to generate additional subledger extract lines for Multi-Fund Remittance accounting. This profile option is for customers who use Multi-Fund accounting and have Payment Method in their Cash Receipts and Miscellaneous Receipt requiring remittance from Bank.

Receivables - Obsolete Profile Options

Profile Option Name	Feature Area	Replaced By
JEPT: Print Direct Receipt Letter	Portugal Payer Notification	The setting specifies whether the Portuguese Direct Debit Letter should be created automatically when the user runs the format of Portuguese Direct Debit File. This profile option is replaced by the settings for Payer Notification in the new Payments Funds Capture Process Profile named Portuguese Direct Debit File Format.

Sourcing

Sourcing - New Profile Options

Profile Option Name	Description
PON: Automatically Default Catalog Attributes	Determines the type of catalog attributes Oracle Sourcing automatically adds to a negotiation line when a shopping category is selected.

Sourcing - Obsolete Profile Options

Profile Option Name	Description
PON: Sourcing Default Responsibility For External User	Supplier Login
PON: Sourcing Workflow Debug	Purchase Order Creation

Subledger Accounting

Subledger Accounting - New Profile Options

Profile Option Name	Description
SLA: Accounting Methods Builder Context	Controls the value for an internal context code associated with each application accounting definition and each of its assigned components, such as journal line types and account derivation rules.
SLA: Additional Data Access Set	This profile option, in conjunction with the GL: Data Access Set profile option, controls which ledgers and balancing or management segment values you can access when logging onto a responsibility. If SLA: Enable Data Access Security in Subledgers is enabled for the responsibility, you have access only to the ledgers and balancing or management segment values included in the data access sets assigned to the SLA: Additional Data Access Set and GL: Data Access Set profile options.
SLA: Allow Reports Journal Source Override	Applies only to the following reports: <ul style="list-style-type: none">• Open Account Balances Listing• Third Party Balances Report Enable this option to change the Journal Source parameter during report submission. If the option is set to No, then you cannot change the value defaulted during report submission.
SLA: Disable Journal Import	Controls whether subledger journal entries are imported to General Ledger.
SLA: Display Timestamp on Trace	Displays timestamps on the trace.

SLA: Enable Data Access Security in Subledgers	<p>This profile option determines whether the General Ledger Access Set security mechanism is applied for a subledger application responsibility when viewing, reporting, or creating subledger journal entries associated with a given ledger. The General Ledger Access Set security mechanism is always applied for responsibilities associated with the General Ledger application. The profile option enables you to combine data access security with subledger transaction security and therefore control access to subledger journal entries depending on the ledger to which they belong. For example, you can implement a Multi-Organizations Security Profile that allows you to create Oracle Receivables Invoices for two different operating units each associated with different ledgers but restrict drill-down from the subledger transaction to the associated subledger journal entry based upon the destination ledger contained in the Access Set.</p>
SLA: Enable Diagnostics	<p>Controls whether diagnostic information is gathered by the Create Accounting program. If the FND: Debug Log Enabled profile option is enabled, then the diagnostic framework information is also available in the Oracle Applications system logs page.</p>
SLA: Enable PL/SQL Profiler	<p>Enables the PL/SQL profiler.</p>
SLA: Enable SQL Trace	<p>Enables the SQL trace. The possible values are Yes or No.</p>
SLA: Enable SRS Log/Output	<p>Controls whether concurrent programs will generate a log or output file.</p>
SLA: Enable Subledger Transaction Security in GL	<p>Use this profile option to combine subledger transactions security with data access security for General Ledger responsibilities when drilling down to multi-organization enabled subledger application. Transaction security in the respective subledger application is always applied when drilling down from subledger transactions to subledger journal entries.</p>

SLA: Enable Trace	Enables the Subledger Accounting trace mode.
SLA: Flush Trace File	Controls whether the trace information is sent to the trace file immediately.
SLA: Initial Date for Historical Upgrade	Before performing an on-demand upgrade of historical accounting entries, enter the date to determine the initial period from which to start the upgrade.
SLA: Oracle Forms Trace Mode	Indicates where the debug information provided by the forms is printed. The possible values are AF Log and File.
SLA: SRS Trace Mode	This profile option is set by Subledger Accounting concurrent programs. It indicates where the debug information provided by the concurrent programs is printed. The possible values are AF File and Logfile.
SLA: Trace File Override Directory	Designates the directory for the trace file.
SLA: Trace File Override Filename	Designates the trace file name.
SLA: Trace Level	Controls the level of detail for the trace.
SLA: Trace Timeout	Controls the time a program should wait for acknowledgement from the trace engine.

Trading Community Architecture

Trading Community Architecture - New Profile Options

Profile Option Name	Description
HZ: Address Validation Level for Application	Determines address validation level for the application level, if country level address validation is enabled. Valid displayed values are Error, Warning, Mandatory Fields Only, and No Validation.

HZ: Format Business Object Business Events as Bulk	Determines whether Business Object Events are raised in bulk or individually as they occur.
HZ: Number of Days to Preserve Business Object Business Event Information	Determines the number of days that Business Object business event details are preserved after the scheduling of the event. The valid values are numbers between 1 and 30.

Trading Community Architecture - Changed Profile Options

Profile Option Name	Feature Area	Replaced By
HZ: Default Flexible Address Format	Address Validation	Now ships with value 'Default Address Style' (corresponds to Address DFF context = POSTAL_ADDR_DEF). Earlier it had value 'United States Address Style' (corresponds to Address DFF context = POSTAL_ADDR_US). To make up for loss, the country style value for United States now ships with value 'United States Address Style'. The form is available via responsibility=Receivables%, menu = Setup -> System -> Countries.
HZ: DQM Synchronization Method	Synchronize parties	Determine the Method of Synchronization for DQM using options Disable, Automatic, and Batch.

HZ: Raise API Events	Raise TCA business events	Added 2 values: <ul style="list-style-type: none"> • BO_EVENTS_ENABLED - Only Business Object events are raised. Granular (V2) events are disabled. • EVENTS_ENABLED - Both Granular (V2) and Business Object events are raised.
----------------------	---------------------------	--

Trading Community Architecture - Obsolete Profile Options

Profile Option Name	Feature Area	Replaced By
HZ: D&B URL	D & B Integration	Host Address field on Adapter Configuration UI page
HZ: D&B Password	D & B Integration	Adapter Account Password on Adapter Configuration UI page for D & B Adapter
HZ: DQM Index Creation Workers	DQM	
Web Server Proxy Name	D & B Integration	Applications Server-Side Proxy Host And Domain
Web Server Proxy Port	D & B Integration	Applications Proxy Port
HZ: Stop Scoring After Reaching DQM Automerge Threshold	DQM	n/a
HZ: Validate US Addresses	Address Validation	Geography module setup
HZ: Web Server Proxy Password	D & B Integration	n/a

HZ: Web Server Proxy User Name	D & B Integration	n/a
--------------------------------	-------------------	-----

U.S. Federal Financials

U.S. Federal Financials - New Profile Options

Profile Option Name	Description
FV: Federal Enabled	This profile is used by Oracle applications to tell if a user has Federal Financials installed and operational. This profile is seeded with a default of N meaning Federal is not enabled. During implementation of the product, the user must run the Load Federal Financials Seed Data process. This activates the profile at the site level to Y. This profile is very important and must be activated for Federal users since it controls the creation of the proper accounting in SLA and the correct functioning within other products such as Oracle Payables, Payments, Receivables, General Ledger and Purchasing. For Federal Financials upgrade customers, this profile is enabled during upgrade.

U.S. Federal Financials - Obsolete Profile Options

Profile Option Name	Feature Area	Replaced By
FV: Create PYA for Unexpired funds	Prior Year Accounting	This setup has moved to the SLA setup forms.
FV: Don't use this	AR/AP Netting	Federal Netting has been combined into a generic netting solution.
FV: Enable AR/AP Netting	AR/AP Netting	Federal Netting has been combined into a generic netting solution.

FV: Enable Enhanced Transaction Code	Enhanced Transaction Code	This setup has moved to the SLA setup forms.
FV: Enable funds check reservation based on the line level	Budgetary Control	Budgetary Control Public Sector Applications
FV: Post Detailed Receipt Accounting	Multi Fund Account Receivable	This setup has moved to the SLA setup forms.
FV: Split Invoice Distributions for Prepayment Application	Payables	Subledger Accounting

Global Descriptive Flexfield Migration

This appendix covers the following topics:

- Financials for Asia/Pacific
- Financials for Europe
- Financials for the Americas

Financials for Asia/Pacific

This section lists the changes to the Global Descriptive Flexfields for Oracle Financials for Asia/Pacific Release 12.

JG_AP_CHECKS

Feature Area	Description of Change
Additional Thailand Information (JA.TH.APXPAWKB.CHECKS)	Thai feature is obsolete and the context is disabled. The context had the following segments: <ul style="list-style-type: none">• GA1: Tax Invoice Number• GA2: Tax Invoice Date• GA3: Supplier Tax Invoice Number• GA4: Tax Accounting Period• GA5: Payment Delivery Date

JG_AP_EXPENSE_REPORT_HEADERS

Feature Area	Description of Change
Thai Additional Expense Information (JA.TH.APXXEER.REPORT_HEADERS)	Thai feature is obsolete and the context is disabled. The context had the following segments: <ul style="list-style-type: none"><li data-bbox="873 491 1203 527">• GA1: Tax Invoice Number<li data-bbox="873 562 1162 598">• GA2: Tax Invoice Date<li data-bbox="873 634 1300 669">• GA3: Supplier Tax Invoice Number<li data-bbox="873 705 1227 737">• GA4: Tax Accounting Period

JG_AP_INVOICES

Feature Area	Description of Change
Singaporean Additional Invoice Information (JA.SG.APXINWKB.INVOICES)	GA1: Supplier Exchange Rate is now a named column: AP_INVOICES.SUPPLIER_TAX_EXCHANGE_RATE.

Taiwanese Additional Invoice Information
(JA.TW.APXINWKB.INVOICES)

Following segments are disabled and are now named columns:

- GA1: Government Uniform Invoice Type as
ZX_LINES_DET_FACTORS.DOCUMENT_SUBTYPE
- GA2: Wine/Cigarette as
ZX_FC_TYPES_B.PRODUCT_CATEGORY,
ZX_FC_CODES_B.PRODUCT_CATEGORY,
ZX_FC_CODES_DENORM_B.PRODUCT_CATEGORY PRODUCT_CATEGORY,
ZX_FC_TYPES_B.WINE_CIGARETTE,
MTL_CATEGORY_SETS.WINE_CIGARETTE, and
MTL_CAEGORIES.WINE_CIGARETTE
- GA3: Deductible Type as
ZX_FC_TYPES_B.TRX_BUSINESS_CATEGORY,
ZX_FC_CODES_B.TRX_BUSINESS_CATEGORY, and
ZX_FC_CODES_DENORM_B.TRX_BUSINESS_CATEGORY

Thai Additional Invoice Information
(JA.TH.APXINWKB.INVOICES)

Thai feature is obsolete and the context is disabled. The context had the following segments:

- GA1: Tax Invoice Number
- GA2: Tax Invoice Date
- GA3: Supplier Tax Invoice Number
- GA4: Tax Accounting Period

JG_AP_INVOICES_INTERFACE

Feature Area	Description of Change
--------------	-----------------------

Taiwanese Additional Invoice Information
(JA.TW.APXIISIM.INVOICES_FOLDER)

Following segments are replaced with named columns:

- GA1: Government Uniform Invoice Type with
ZX_LINES_DET_FACTORS.DOCUMENT_SUBTYPE
- GA2: Wine/Cigarette with
AP_INVOICE_LINES_ALL.PRODUCT_CATEGORY and
ZX_LINES_DET_FACTORS.PRODUCT_CATEGORY
- GA3: Deductible Type with
ZX_LINES_DET_FACTORS.TRANSACTION_BUSINESS_CATEGORY

Thai Additional Invoice Information
(JA.TH.APXIISIM.INVOICES_INTF)

Thai feature is obsolete and the context is disabled. The context had the following segments:

- GA1: Tax Invoice Number
 - GA2: Tax Invoice Date
 - GA3: Supplier Tax Invoice Number
 - GA4: Tax Accounting Period
-

JG_AP_TAX_CODES

Feature Area	Description of Change
Korean Additional Information (JA.KR.APXTADTC.WITHHOLDING)	GA1: Location Code is now a named column, ZX_REPORT_CODES_ASSOC.KR_BUSINESS_LOCATIONS.

Taiwanese Additional Tax Code Information (JA.TW.APXTADTC.TAX_CODES)	GA1: Government Tax Type is now named columns: <ul style="list-style-type: none"> • ZX_STATUS_B.TAX_STATUS_CODE • ZX_REPORT_CODES_ASSOC. TW_GOVERNMENT_TAX_TYPE
Thai Additional Tax Code Information(JA.TH.APXTADTC.TAX_CODES)	GA1: Tax Invoice Location is replaced by ZX_RATES_B.DEF_REC-SETTLEMENT-OPTION_CODE

JG_AR_VAT_TAX

Feature Area	Description of Change
Korean Additional Information (JA.KR.ARXSUVAT.VAT)	GA1: Location is replaced with ZX_REPORT_CODES_ASSOC.KR_BUSINESS_LOCATIONS/ KR_LOCATION.
Taiwanese Additional Tax Information (JA.TW.ARXSUVAT.VAT_TAX)	GA1: Government Tax Type is now named columns: ZX_STATUS.TAX_STATUS_CODE, ZX_REPORT_CODES_ASSOC.TW_GOVERNMENT_TAX_TYPE, and ZX_RATES.TAX_STATUS_CODE.

JG_HR_LOCATIONS

Feature Area	Description of Change
--------------	-----------------------

Korean Additional Information
(JA.KR.PERWSLOC.WITHHOLDING)

The following segments are replaced by
named columns:

- GA1: Tax Registration Number by
ZX_PARTY_TAX_PROFILE.REP_REGIST
RATION_NUMBER and
XLE_REGISTRATIONS.REGISTRATION
_NUMBER
- GA4: Taxable Person by
HZ_PARTIES.PARTY_NAME.
- GA5: Industry Subclassification by
XLE_ENTITY_PROFILES.SUB_ACTIVIT
Y_CODE and
XLE_ETB_PROFILES.ACTIVITY_CODE
- GA6: Industry Classification by
XLE_ENTITY_PROFILES.ACTIVITY_CO
DE,
XLE_ETB_PROFILES.ACTIVITY_CODE
- GA11: Corporate Identification Number
is disabled.

Singaporean Additional Information
(JA.SG.PERWSLOC.LOC)

The following segments are replaced by
named columns:

- GA2: Job Title is replaced by
HZ_ORG_CONTACTS.JOB_TITLE
 - GA3: Title is replaced by
HZ_ORG_CONTACTS.TITLE
 - GA4: Taxable Person by
HZ_PARTIES.PARTY_NUMBER
-

Taiwanese Additional Location Information
(JA.TW.PERWSLOC.LOC)

The following segments are replaced with
named columns:

- GA1: Taxpayer ID with
ZX_PARTY_TAX_PROFILE.REP_REGIST
RATION_NUMBER and
ZX_REGISTRATIONS.TAX_REGISTRATI
ON_NUMBER
 - GA2: Taxable Person by
HZ_PARTIES.PARTY_NAME
-

JG_RA_CUSTOMER_TRX

Feature Area

Description of Change

Taiwanese Additional Transaction
Information
(JA.TW.ARXTWMAI.RA_CUSTOMER_TRX)

Following segments are disabled and are now
named columns:

- GA1: Government Uniform Invoice Type
as
ZX_LINES_DET_FACTORS.DOCUMEN
T_SUBTYPE
 - GA2: Wine/Cigarette as
ZX_FC_TYPES_B.PRODUCT_CATEGOR
Y,
ZX_FC_CODES_B.PRODUCT_CATEGO
RY,
ZX_FC_CODES_DENORM_B.PRODUCT
_CATEGORY PRODUCT_CATEGORY,
ZX_FC_TYPES_B.WINE_CIGARETTE,
MTL_CATEGORY_SETS.WINE_CIGARE
TTE, and
MTL_CAEGORIES.WINE_CIGARETT
 - GA3: Deductible Type as
ZX_FC_TYPES_B.TRX_BUSINESS_CATE
GORY,
ZX_FC_CODES_B.TRX_BUSINESS_CAT
EGORY, and
ZX_FC_CODES_DENORM_B.TRX_BUSI
NESS_CATEGORY
-

JG_RA_CUST_TRX_TYPES

Feature Area	Description of Change
Thai Additional Transaction Information (JA.TH.RAXSUCTT.CUST_TRX_TYPES)	Thai feature is Obsolete, and the context is disabled.

Financials for Europe

This section lists the changes to the Global Descriptive Flexfields for Oracle Financials for Europe Release 12.

Invoice EFT Details

Feature Area	Description of Change
Belgian EFT Payments (BE.EFT Payments)	JGZZ_INVOICE_INFO1: IBLC Code is replaced by AP_INVOICES_ALL.PAYMENT_REASON_ID.
Invoice Reference Text (FI.Vapaa viite)	JGZZ_INVOICE_INFO1: JEFI_REFERENCE_TEXT is replaced by AP_INVOICES_ALL.REMITTANCE_MESSAGE1.
Invoice Reference Number (FI.Konekielinen viite)	JGZZ_INVOICE_INFO1:JEFI_REFERENCE_NUMBER is replaced by AP_INVOICES_ALL.UNIQUE_REMITTANCE_IDENTIFIER. JGZZ_INVOICE_INFO2: JEFI_REFERENCE_CHECK is replaced by AP_INVOICES_ALL.URI_CHECK_DIGIT.

Long Text (FI.Viesti)

The following segments are replaced by named columns:

- JGZZ_INVOICE_INFO2:
JEFI_SHORT_MESSAGE by
AP_INVOICES_ALL.REMITTANCE_ME
SSAGE1
- JGZZ_INVOICE_INFO3:
JEFI_LONG_MESSAGE_1 by
AP_INVOICES_ALL.REMITTANCE_ME
SSAGE2
- JGZZ_INVOICE_INFO4:
JEFI_LONG_MESSAGE_2 by
AP_INVOICES_ALL.REMITTANCE_ME
SSAGE3.

Netherlands EFT Information (NL.Foreign
Payments)

The following segments are replaced by named columns:

- JGZZ_INVOICE_INFO1: Payment
Category Code by
AP_INVOICES_ALL.PAYMENT_REASO
N_ID
 - JGZZ_INVOICE_INFO10: Goods Code by
AP_INVOICES_ALL.PAYMENT_REASO
N_COMMENTS
 - JGZZ_INVOICE_INFO11: Payment
Nature by
AP_INVOICES_ALL.PAYMENT_REASO
N_COMMENTS.
-

Norwegian EFT Information (NO.Norway)

The following segments are replaced by named columns:

- JGZZ_INVOICE_INFO1: KID by
AP_INVOICES_ALL.UNIQUE_REMITTANCE_IDENTIFER
- JGZZ_INVOICE_INFO2: Declaration Code by
AP_INVOICES_ALL.PAYMENT_REASON_ID
- JGZZ_INVOICE_INFO3: Declaration Descr. by
AP_INVOICES_ALL.PAYMENT_REASON_COMMENTS
- JGZZ_INVOICE_INFO4: Urgency Called by
AP_INVOICES_ALL.SETTLEMENT_PRIORITY
- JGZZ_INVOICE_INFO5: Message to Vendor by
AP_INVOICES_ALL.REMITTANCE_MESSAGE1.

Swedish EFT Bankgiro Inland (SE.Bankgiro Inland),Swedish EFT Postgiro Inland (SE.Postgiro Inland)

The following segments are replaced by named columns:

- JGZZ_INVOICE_INFO1: Message Row 1 by
AP_INVOICES_ALL.REMITTANCE_MESSAGE1
 - JGZZ_INVOICE_INFO4: Message Row 2 by
AP_INVOICES_ALL.REMITTANCE_MESSAGE2
-

Swedish EFT Bankgiro SISU (SE.Bankgiro SISU) and Swedish EFT Bankgiro UTLI (SE.Bankgiro UTLI)

The following segments are replaced by named columns:

- JGZZ_INVOICE_INFO1: Federal Reserve Code by AP_INVOICES_INTERFACE.PAYMENT_REASON_ID
- JGZZ_INVOICE_INFO2: Express Invoice by AP_INVOICES_ALL.SETTLEMENT_PRIORITY

JGZZ_INVOICE_INFO3: Invoice Charge Code and JGZZ_INVOICE_INFO4: Future Contract are obsolete.

Swedish EFT Postgiro Utland

The following segments are replaced by named columns:

- JGZZ_INVOICE_INFO1: Federal Reserve Code by AP_INVOICES_INTERFACE.PAYMENT_REASON_ID
- JGZZ_INVOICE_INFO2: Express Payment by AP_INVOICES_ALL.SETTLEMENT_PRIORITY

JGZZ_INVOICE_INFO3: Future Contract Postgiro is obsolete.

Swiss DTA EFT Invoice Format (CH.Swiss DTA Payment)Swiss SAD EFT Invoice Format (CH.Swiss SAD Payment)

JGZZ_INVOICE_INFO1: ESR Number is replaced by AP_INVOICES_ALL.UNIQUE_REMITTANCE_IDENTIFIER.

Tax (Fl.Vero)

The following segments are replaced by named columns:

- JGZZ_INVOICE_INFO1:
JEFI_TAX_REFERENCE by
AP_INVOICES_ALL.UNIQUE_REMITTANCE_IDENTIFER.
 - JGZZ_INVOICE_INFO2:
JEFI_TAX_TEXT by
AP_INVOICES_ALL.REMITTANCE_MESSAGE1
 - JGZZ_INVOICE_INFO3:
JEFI_SHORT_MESSAGE by
AP_INVOICES_ALL.REMITTANCE_MESSAGE2.
 - JGZZ_INVOICE_INFO4:
JEFI_LONG_MESSAGE by
AP_INVOICES_ALL.REMITTANCE_MESSAGE3.
-

JG_AP_BANK_ACCOUNTS

Feature Area	Description of Change
Additional Bank Account Information (JE.DE.APXSUMBA.DD_CODE)	GA1: DD_CODE is replaced by IBY_EXT_PAYERS_GLB.DIRECT_DEBIT_BANK_INSTRUCTION.

Additional EDI Information for Denmark
(JE.DK.APXSUMBA.INT.EDI_INFO)

The following segments are replaced by
named columns:

- GA1: Communication Agreement ID by
IBY_BEP_ACCT_OPT_VALS.ACCOUNT
_OPTION_CODE
 - GA2: Bank Code by
HZ_ORGANIZATION_PROFILES.BANK
_CODE.
 - GA3: JEDK_EDI_UBT_NUMBER is
replaced by
IBY_BEP_ACCT_OPT_VALS.ACCOUNT
_OPTION_CODE.
 - GA4: JEDK_EDI_USER_NAME is
replaced by
IBY_BEP_ACCT_OPT_VALS.ACCOUNT
_OPTION_CODE.
 - GA5: JEDK_EDI_PASSWORD is replaced
by
IBY_BEP_ACCT_OPT_VALS.ACCOUNT
_OPTION_CODE.
 - GA6: JEDK_EDI_SENDER_ID is replaced
by
IBY_BEP_ACCT_OPT_VALS.ACCOUNT
_OPTION_CODE.
-

Additional EDI Information for Denmark
(JE.DK.APXSUMBA.SUP.EDI_INFO)

The following segments are obsolete:

- GA1: JEDK_EDI_SEQUENCE_NUMBER
- GA 2:
JEDK_EDI_PAYMENT_CHANNEL
- GA6: JEDK_EDI_AGREEMENT_TYPE
- GA7:
JEDK_EDI_AGREEMENT_NUMBER
- GA 18:
JEDK_EDI_SEQUENCE_NUMBER
- GA 19: JEDK_EDI_DUMMY

The following segments are replaced by
named columns:

- GA3: JEDK_EDI_COUNTRY_CODE by:
HZ_PARTIES.HOME_COUNTRY,
HZ_ORGANIZATION_PROFILES.HOM
E_COUNTRY, and
HZ_PARTIES.COUNTRY.
 - GA4: JEDK_EDI_BANK_CODE by
HZ_ORGANIZATION_PROFILES.BANK
_CODE.
 - GA5: JEDK_EDI_IMPORT_CODE by
IBY_EXT_PAYEE_ATTRIBS.PAYMENT_
REASON_ID
 - GA8: JEDK_EDI_SETTLEMENT_CODE
by
IBY_EXT_PAYEE_ATTRIBS.BANK_CHA
RGE_BEARER
 - GA9: JEDK_EDI_SHORT_NOTICE by
IBY_EXT_PAYEE_ATTRIBS.PAYMENT_
TEXT_MESSAGE1
 - GA10: JEDK_EDI_BANK_NOTICE by
IBY_EXT_PAYEE_ATTRIBS.PAYMENT_
TEXT_MESSAGE2
-

	<ul style="list-style-type: none"> GA20: JEDK_EDI_PAYMENT_CATEGORY by payment method field on supplier.
Swedish EFT Processes (JE.SE.APXSUMBA.PAYMENT_TYPE)	GA1: Payment type is replaced by a named column, IBY_EXT_PAYEE_ATTRIBS.DELIVERY_CHANNEL_ID.

JG_AP_BANK_BRANCHES

Feature Area	Description of Change
Bank Taxpayer ID Info (JE.ES.APXSUMBA.BANK_INFO)	GA1: Taxpayer ID is replaced by a named column, HZ_PARTIES.JGZZ_FISCAL_CODE.

JG_AP_INVOICE_DISTRIBUTIONS

Feature Area	Description of Change
Additional Info. for Spanish Invoice Distributions (JE.ES.APXINWKB_DIST.INV_DIST)	<p>The following segments are obsolete:</p> <ul style="list-style-type: none"> GA1: Corrected Distribution GA2: Year Corrected GA3: Period Corrected

Additional Invoice Distribution Information
(JE.HU.APXINWKB.STAT_CODE)

The following segments are obsolete:

- GA1: Tax Date
- GA2: Start Date
- GA3: End Date
- GA4: Balancing Segment
- GA5: Tax Origin

GA6: STAT_CODE is replaced by
PRODUCT_FISC_CLASSIFICATION in the
following tables:

- AP_INVOICE_LINES_ALL
- ZX_LINES_DET_FACTORS

GA6: STAT_CODE is replaced by
STATISTICAL_CODE, in the following tables:

- ZX_FC_TYPES_B
- MTL_CATEGORIES_SETS
- MTL_CATEGORIES

GA6: STAT_CODE is replaced by
PRODUCT_CATEGORY in the following
tables:

- ZX_FC_TYPES_B
- ZX_FC_CODES_B
- ZX_FC_CODES_DENORM_B

Additional Invoice Distribution Information
(JE.IT.APXINWKB.DISTRIBUTIONS)

GA1: Taxable Amount is replaced by a named
column, ASSESSABLE_VALUE, in tables:

- AP_INVOICE_LINES_ALL
 - ZX_LINES_DET_FACTORS.
-

Additional Invoice Distribution Information (JE.PL.APXINWKB.STAT_CODE)	GA1: STAT_CODE is replaced by a named column, STATISTICAL_CODE, in the following tables:
	<ul style="list-style-type: none"> • ZX_FC_TYPES_B • MTL_CATEGORIES_SETS • MTL_CATEGORIES
	GA1: STAT_CODE is replaced by PRODUCT_CATEGORY in the following tables:
	ZX_FC_TYPES_B
	ZX_FC_CODES_B
	ZX_FC_CODES_DENORM_B
Czech Invoice Distribution Information (JE.CZ.APINXWKB.FINAL)	GA1: Final VAT Register Request ID is obsolete.
Hungarian Invoice Distribution Information (JE.HU.APINXWKB.FINAL)	<p>The following segments are obsolete:</p> <ul style="list-style-type: none"> • GA1: Final VAT Register Request ID • GA2: Statistical Code

JG_AP_INVOICE_LINES_INTERFACE

Feature Area	Description of Change
Czech Invoice Distribution Information (JE.CZ.APXIISIM.FINAL), Hungarian Invoice Distribution Information (JE.HU.APXIISIM.FINAL), Polish Invoice Distribution Information (JE.PL.APXIISIM.FINAL), and Slovak Invoice Distribution Information (JE.SK.APXIISIM.FINAL)	GA1: Final VAT Register Request ID is replaced by the named column, JG_ZZ_VAT_TRX_DETAILS.FINAL_REPORTING_ID.

Hungarian Additional Invoice Distribution Information (JE.HU.APXIISIM.STAT_CODE)

The following segments are obsolete:

- GA1: Tax Type
- GA2: Start Date
- GA3: End Date
- GA4: Tax Origin

GA5: Statistical Code is replaced by AP_INVOICE_LINES_ALL.PRODUCT CATEGORY and ZX_LINES_DET_FACTORS.PRODUCT_CATEGORY.

Italian Invoice Distribution Information (JE.IT.APXIISIM.DISTRIBUTIONS)

The following segments are replaced by named columns:

- GA1: Taxable Amount by ZX_LINES_DET_FACTORS.ASSESSABLE_VALUE
- GA2: Deferred Expense by AP_INVOICE_LINES_ALL.DEFERRED_ACCTG_FLAG
- GA3: Deferred Expense Account by AP_INVOICE_DISTRIBUTIONS_ALL.DIST_CODE_COMBINATION_ID
- GA4: Deferred Expense Date by AP_INVOICE_LINES_ALL.DEF_ACCTG_START_DATE

Polish Invoice Distribution Information (JE.PL.APINXWKB.FINAL) and Slovak Invoice Distribution Information (JE.SK.APINXWKB.FINAL)

GA1: Final VAT Register Request ID is obsolete.

Polish Additional Invoice Distribution Information (JE.PL.APXIISIM.STAT_CODE)

GA1: Statistical Code is replaced by AP_INVOICE_LINES_ALL.PRODUCT CATEGORY and ZX_LINES_DET_FACTORS.PRODUCT_CATEGORY.

JG_AP_INVOICES

Feature Area	Description of Change
Additional EDI Information for Denmark (JE.DK.APXINWKB.EDI_INFO)	<p>The following segments are obsolete:</p> <ul style="list-style-type: none">GA1: JEDK_EDI_PAYMENT_MEANSGA2: JEDK_EDI_PAYMENT_CHANNELGA3: JEDK_EDI_COUNTRY_CODEGA18: JEDK_EDI_SEQUENCE_NUMBERGA19: JEDK_EDI_DUMMY <p>The following segments are replaced by named columns:</p> <ul style="list-style-type: none">GA4: JEDK_EDI_PARTY_ID by AP_INVOICES_ALL.UNIQUE_REMITTANCE_IDENTIFIERGA5: JEDK_EDI_IMPORT_CODE by AP_INVOICES_ALL.PAYMENT_REASON_IDGA6: JEDK_EDI_SUPPLIER_MESSAGE by AP_INVOICES_ALL.REMITTANCE_MESSAGE1GA7: JEDK_EDI_IMPORT_TEXT by AP_INVOICES_ALL.PAYMENT_REASON_COMMENTSGA8: JEDK_EDI_SETTLEMENT_CODE by AP_INVOICES_ALL.BANK_CHARGE_BEARERGA20: JEDK_EDI_PAYMENT_CATEGORY by AP_INVOICES_ALL.PAYMENT_METHOD

Additional Invoice Information
(JE.CZ.APXINWKB.INVOICE_INFO)

The following segments are obsolete:

- GA2: VAT_REGISTER_TRX
- GA5: Data Type
- GA6: Constant Symbol
- GA7: Specific Symbol

GA1: TAX_DATE is replaced by
ZX_LINES_DET_FACTORS.TAX_INVOICE_ DATE.

GA3: IMPORT_DOC_NUM is replaced by
ZX_LINES_DET_FACTORS.TAX_INVOICE_ NUMBER.

Additional Invoice Information
(JE.HU.APXINWKB.TAX_DATE)

GA1: Tax Date is replaced by
ZX_LINES_DET_FACTORS.TAX_INVOICE_ DATE.

Additional Invoice Information for France
(JE.FR.APXINWKB.TAX_RULE)

GA1: Deduction Tax Rule is replaced by
ZX_LINES_DET_FACTORS.DOCUMENT_SU B_TYPE.

Additional Information for Spanish Invoices
(JE.ES.APXINWKB.INVOICE_INFO)

The following segments are obsolete:

- GA1: Invoice Type
- GA2: Modelo 349 - Correction Year
- GA3: Modelo 349 - Correction Period

Additional Tax Information
(JE.PL.APXINWKB.INVOICE_INFO)

GA2: VAT_REGISTER is replaced by
ZX_LINES_DET_FACTORS.TAX_INVOICE_ DATE

Slovak Additional Invoice Information
(JE.SK.APXINWKB.INVOICE_INFO)

GA1: Tax Date is replaced by
ZX_LINES_DET_FACTORS.TAX_INVOICE_ DATE.

Social Insurance Information
(JE.PL.APXINWKB.INSURANCE_INFO)

GA1: Insurance Premium Type is replaced by
AP_INVOICES_ALL.PAYMENT_REASON_I D.

<p>Spanish Payables Operations with Third Party Extract - Modelo 347 (JE.ES.APXINWKB.MODELO347PR),</p> <p>Spanish Payables Inter-EU Operations Summary Data Extract - Modelo 349(JE.ES.APXINWKB.MODELO349),</p> <p>Spanish Payables Canary Islands Annual Operations Data Extract -Modelo 415(JE.ES.APXINWKB.MODELO415),</p> <p>Spanish Payables Operations with Third Party Extract – Modelo 347 and Spanish Payables Canary Islands Annual Operations – Modelo 415 (JE.ES.APXINWKB.MODELO415_347),</p> <p>Spanish Payables Operations with Third Party Extract – Modelo 347 and Spanish Payables Canary Islands Annual Operations – Modelo 415 (JE.ES.APXINWKB.MODELO415_347PR),</p> <p>and</p> <p>Spanish Receivables Invoice Type : Other (JE.ES.ARXTWMAI.OTHER)</p>	<p>GA1: Invoice Type is replaced by TRX_BUSINESS_CATEGORY in the following tables:</p> <ul style="list-style-type: none"> • ZX_FC_TYPES_B • ZX_FC_CODES_B • ZX_FC_CODES_DENORM_B • ZX_LINES_DET_FACTORS
--	---

JG_AP_INVOICES_INTERFACE

Feature Area	Description of Change
--------------	-----------------------

Additional EDI Information for Denmark
(JE.DK.APXIISIM.EDI_INFO)

The following segments are obsolete:

- GA1: JEDK_EDJ_PAYMENT_MEANS
- GA2: JEDK_EDJ_PAYMENT_CHANNEL
- GA3: JEDK_EDJ_COUNTRY_CODE
- GA18: JEDK_EDJ_SEQUENCE_NUMBER
- GA19: JEDK_EDJ_DUMMY

The following segments are replaced by
named columns:

- GA4: JEDK_EDJ_PARTY_ID by
AP_INVOICES_ALL.UNIQUE_REMITTANCE_IDENTIFI
ER
 - GA5: JEDK_EDJ_IMPORT_CODE by
AP_INVOICES_INTERFACE.PAYMENT_REASON_ID
 - GA6: JEDK_EDJ_SUPPLIER_MESSAGE
by
AP_INVOICES_INTERFACE.REMITTANCE_MESSAGE1
 - GA7: JEDK_EDJ_IMPORT_TEXT by
AP_INVOICES_ALL.PAYMENT_REASON_COMMENTS
 - GA8: JEDK_EDJ_SETTLEMENT_CODE
by
AP_INVOICES_ALL.BANK_CHARGE_BEARER
 - GA20:
JEDK_EDJ_PAYMENT_CATEGORY by
AP_INVOICES_INTERFACE.PAYMENT_METHOD
-

Additional Invoice Information
(JE.CZ.APXIISIM.INVOICE_INFO)

GA1: TAX_DATE is replaced by
AP_INVOICES_ALL.TAX_INVOICE_RECOR
DING_DATE.GA3: IMPORT_DOC_NUM is
replaced by
AP.TAX_INVOICE_INTERNAL_SEQ

The following segments are obsolete:

- GA4: IMPORT_DOC_DATE
- GA5: Data Type
- GA6: Constant Symbol
- GA7: Specific Symbol

Additional Invoice Information
(JE.HU.APXIISIM.TAX_DATE)

GA1: TAX_DATE is replaced by
AP_INVOICES_ALL.TAX_INVOICE_RECOR
DING_DATE.

Additional Invoice Information for France
(JE.FR.APXIISIM.TAX_RULE)

GA1: Deduction Tax Rule is replaced by
ZX_LINES_DET_FACTORS.DOCUMENT_SU
B_TYPE.

Additional Tax Information
(JE.PL.APXIISIM.INVOICE_INFO)

The following segments are replaced by
named columns:

- GA1: Message Row 1 by
AP_INVOICES_INTERFACE.REMITTAN
CE_MESSAGE1
- GA2: Message Row 1 by
AP_INVOICES_INTERFACE.REMITTAN
CE_MESSAGE2

Belgium EFT Payments (JE.BE.APXIISIM.EFT)

GA1: IBLC Code is replaced by named
column,
AP_INVOICES_INTERFACE.PAYMENT_RE
ASON_ID.

Invoice Reference Number
(JE.FI.APXIISIM.KKL_VIITE)

The following segments are replaced by
named columns:

- GA1: JEFI_REFERENCE_NO by
AP_INVOICES_ALL.UNIQUE_REMITT
ANCE_IDENTIFIER
- GA2: JEFI_REFERENCE_CHECK by
AP_INVOICES_ALL.URI_CHECK_DIGI
T.

Invoice Reference Text
(JE.FI.APXIISIM.VAPAA_VIITE)

GA1: JEFI_REFERENCE_TEXT is replaced by
AP_INVOICES_INERFACE.REMITTANCE_
MESSAGE1.

Netherlands EFT Information
(JE.NL.APXIISIM.FOREIGN)

The following segments are replaced by
named columns:

- GA1: Payment Category Code is replaced
by
AP_INVOICES_ALL.PAYMENT_REASO
N_ID
 - GA10: Goods Code by
AP_INVOICES_ALL.PAYMENT_REASO
N_COMMENTS.
 - GA11: Payment Nature by
AP_INVOICES_ALL.PAYMENT_REASO
N_COMMENTS.
-

Norwegian EFT Information
(JE.NO.APXIISIM.NORWAY)

The following segments are replaced by
named columns:

- GA1: Invoice Number by
AP_INVOICES_INTERFACE.UNIQUE_R
EMITTANCE_IDENTIFER
- GA2: Declaration Code by
AP_INVOICES_ALL.PAYMENT_REASO
N_ID
- GA3: Declaration Desc by
AP_INVOICES_ALL.PAYMENT_REASO
N_COMMENTS
- GA4: Urgency Called by
AP_INVOICES_ALL.SETTLEMENT_PRI
ORITY
- GA5: Message to Supplier by
AP_INVOICES_INTERFACE.REMITTAN
CE_MESSAGE1

Slovak Invoice Interface Information
(JE.SK.APXIISIM.INVOICE_INFO)

GA1: Tax Date is replaced by
AP.TAX_INVOICE_RECORDING_DATE.GA
2: Check VAT Amount Paid is obsolete.

Spanish Invoice Type: Modelo 347
(JE.ES.APXIISIM.MODELO347),

GA1: Invoice Type is replaced by
TRX_BUSINESS_CATEGORY.ZX_LINES_DE
T_FACTORS.

Spanish Invoice Type: Modelo 347 - Property
Rental (JE.ES.APXIISIM.MODELO347PR),

Spanish Invoice Type: Modelo
349(JE.ES.APXIISIM.MODELO349)

Spanish Invoice Type: Modelo 347
(JE.ES.APXINWKB.MODELO347),

GA1: Invoice Type is obsolete.

Spanish Invoice Type: Modelo
349(JE.ES.APXINWKB.MODELO349),

Spanish Invoice Type: Other
(JE.ES.APXINWKB.OTHER)

Spanish Invoice Type: Modelo 349
(JE.ES.APXINWKB.MODELO349)

GA2: Correction Year and GA3: Correction
Period are obsolete.

Social Insurance Information (JE.PL.APXIISIM.INSURANCE_INFO)	GA1: Insurance Premium Type is replaced by AP.TAX_INVOICE_RECORDING_DATE
Swedish EFT Bankgiro SISU (JE.SE.APXIISIM.BANK_SISU) Swedish EFT Bankgiro UTLI (JE.SE.APXIISIM.BANK_UTLI)	The following segments are replaced by named columns: <ul style="list-style-type: none"> GA1: Federal Reserve Code by AP_INVOICES_INTERFACE.PAYMENT_REASON_ID GA2: Express Invoice by AP_INVOICES_INTERFACE.SETTLEMENT_PRIORITY GA3: Invoice Charge Code and GA4: Future Contract are obsolete.
Swedish EFT Postgiro Utland (JE.SE.APXIISIM.POST_UTLAND)	The following segments are replaced by named columns: <ul style="list-style-type: none"> GA1: Federal Reserve Code by AP_INVOICES_INTERFACE.PAYMENT_REASON_ID GA2: Express Payment by AP_INVOICES_INTERFACE.SETTLEMENT_PRIORITY GA3: Future Contract Postgiro is obsolete.
Swiss DTA EFT Invoice Format (JE.CH.APXIISIM.DTA) and Swiss SAD EFT Invoice Format (JE.CH.APXIISIM.SAD)	GA1: ESR Number is replaced by named column, AP_INVOICES_ALL.UNIQUE_REMITTANCE_IDENTIFIER.

JG_AP_REPORTING_ENTITIES

Feature Area	Description of Change
--------------	-----------------------

Reporting Entity Information
(JE.PT.APXTRDRE.TAX_INFO)

The following segments are replaced by
named columns:

- GA1: Tax Office Location by
HZ_LOCATIONS.CITY
 - GA2: Tax Office Code by
HZ_LOCATIONS.ADDRESS_LINE_3
 - GA3: Tax Office Number by
HZ_LOCATIONS.ADDRESS_LINE_2
 - GA4: SIC Code by
XLE_ENTITY_PROFILES.ACTIVITY_CO
DE and
XLE_ETB_PROFILES.ACTIVITY_CODE.
-

JG_AP_SYSTEM_PARAMETERS

Feature Area	Description of Change
Italian Additional Information (JE.IT.APXCUMSP.SYS_PARAMETER)	GA1: EXEMPTION_LIMIT_TAX_TAG is obsolete.
Netherlands Additional Information (JE.NL.APXCUMSP.SYS_PARAMETER)	GA1: EFT_PAYMENT_SEPARATION is obsolete.

JG_AP_TAX_CODES

Feature Area	Description of Change
Additional Swiss Tax Code Information (JE.CH.APXTADTC.TAX_INFO)	GA1: Tax Regime is replaced by named columns, ZX_TAXES_B.TAX and ZX_REPORT_CODES_ASSOC.CH_VAT_REG IME.
Additional Tax Information (JE.CZ.APXTADTC.TAX_ORIGIN)	GA1: Tax Origin is replaced by named columns, Z ZX_TAXES_B.TAX and X_REPORT_CODES_ASSOC.CZ_TAX_ORIGI N.

Additional Tax Information
(JE.HU.APXTADTC.TAX_ORIGIN)

GA1: Tax Origin is replaced by named columns, ZX_TAXES_B.TAX and ZX_REPORT_CODES_ASSOC.HU_TAX_ORIGIN.

Additional Tax Information
(JE.PL.APXTADTC.TAX_ORIGIN)

GA1: Tax Origin is replaced by named columns, ZX_TAXES_B.TAX and ZX_REPORT_CODES_ASSOC.PL_TAX_ORIGIN.

Portuguese Tax Box Information
(JE.PT.APXTADTC.TAX_INFO)

The following segments are replaced by
named columns:

- GA1: Location by
ZX_REPORTING_TYPES_B.REPORTING
_TYPE_CODE,
ZX_REPORTING_CODES_B.REPORTIN
G_CODE_CHAR_VALUE, and
ZX_REPORT_CODES_ASSOC.PT_LOCA
TION.
 - GA2: Periodic Taxable Box by
ZX_REPORTING_TYPES_B.REPORTING
_TYPE_CODE,
ZX_REPORTING_CODES_B.REPORTIN
G_CODE_CHAR_VALUE, and
ZX_REPORT_CODES_ASSOC.PT_PRD_T
AXABLE_BOX.
 - GA3: Periodic: Recoverable Tax Box by
ZX_REPORTING_TYPES_B.REPORTING
_TYPE_CODE,
ZX_REPORTING_CODES_B.REPORTIN
G_CODE_CHAR_VALUE, and
ZX_REPORT_CODES_ASSOC.PT_PRD_
REC_TAX_BOX.
 - GA4: Annual: Total Taxable Box by
ZX_REPORTING_TYPES_B.REPORTING
_TYPE_CODE,
ZX_REPORTING_CODES_B.REPORTIN
G_CODE_CHAR_VALUE, and
ZX_REPORT_CODES_ASSOC.PT_ANL_
TTL_TAXABLE_BOX.
 - GA5: Annual: Recoverable Taxable by
ZX_REPORTING_TYPES_B.REPORTING
_TYPE_CODE,
ZX_REPORTING_CODES_B.REPORTIN
G_CODE_CHAR_VALUE, and
ZX_REPORT_CODES_ASSOC.PT_ANL_
REC_TAXABLE.
 - GA6: Annual: Non Recoverable Taxable
by
ZX_REPORTING_TYPES_B.REPORTING
_TYPE_CODE,
ZX_REPORTING_CODES_B.REPORTIN
-

G_CODE_CHAR_VALUE, and
ZX_REPORT_CODES_ASSOC.PT_ANL_
NON_REC_TAXABLE.

- GA7: Annual: Recoverable Tax Box by
ZX_REPORTING_TYPES_B.REPORTING
_TYPE_CODE,
ZX_REPORTING_CODES_B.REPORTIN
G_CODE_CHAR_VALUE, and
ZX_REPORT_CODES_ASSOC.PT_ANL_
REC_TAX_BOX.
-

JG_AR_MEMO_LINES

Feature Area	Description of Change
Additional Memo Line Information (JE.HU.ARSTDML.STAT_CODE) and Additional Memo Line Information (JE.PL.ARSTDML.STAT_CODE)	GA1: STAT_CODE is replaced by STATISTICAL_CODE in the following tables: <ul style="list-style-type: none">• ZX_FC_TYPES_B• MTL_CATEGORIES_SETS• MTL_CATEGORIES GA1: STAT_CODE is replaced by PRODUCT_CATEGORY in the following tables: <ul style="list-style-type: none">• AR_MEMO_LINES_ALL_B• ZX_FC_TYPES_B• ZX_FC_CODES_B• ZX_FC_CODES_DENORM_B

JG_AR_VAT_TAX

Feature Area	Description of Change
--------------	-----------------------

Additional Tax Information
(JE.CZ.ARXSUVAT.TAX_ORIGIN)

GA1: Tax Origin is replaced by named columns, ZX_TAXES_B.TAX and ZX_REPORT_CODES_ASSOC.CZ_TAX_ORIGIN.

Additional Tax Information
(JE.HU.ARXSUVAT.TAX_ORIGIN)

GA1: Tax Origin is replaced by named columns, ZX_TAXES_B.TAX and ZX_REPORT_CODES_ASSOC.HU_TAX_ORIGIN.

Additional Tax Information
(JE.PL.ARXSUVAT.TAX_ORIGIN)

GA1: Tax Origin is replaced by named columns, ZX_TAXES_B.TAX and ZX_REPORT_CODES_ASSOC.PL_TAX_ORIGIN.

Portuguese Tax Box Information
(JE.PT.ARXSUVAT.TAX_INFO)

The following segments are replaced by
named columns:

GA1: Location by ZX_TAXES_B.TAX and
ZX_REPORT_CODES_ASSOC.PT_LOCATIO
N.

GA2: Periodic Taxable Box by
ZX_TAXES_B.TAX and
ZX_REPORT_CODES_ASSOC.PT_PRD_TAX
ABLE_BOX.

GA3: Periodic: Recoverable Tax Box by
ZX_REPORTING_TYPES_B.REPORTING_TY
PE_CODE,
ZX_REPORTING_CODES_B.REPORTING_C
ODE_CHAR_VALUE, and
ZX_REPORT_CODES_ASSOC.PT_PRD_REC_
TAX_BOX.

GA4: Annual: Total Taxable Box by
ZX_REPORTING_TYPES_B.REPORTING_TY
PE_CODE,
ZX_REPORTING_CODES_B.REPORTING_C
ODE_CHAR_VALUE, and
ZX_REPORT_CODES_ASSOC.PT_ANL_TTL_
TAXABLE_BOX.

GA5: Annual: Recoverable Taxable by
ZX_REPORTING_TYPES_B.REPORTING_TY
PE_CODE,
ZX_REPORTING_CODES_B.REPORTING_C
ODE_CHAR_VALUE, and
ZX_REPORT_CODES_ASSOC.PT_ANL_REC_
_TAXABLE.

GA6: Annual: Non Recoverable Taxable by
ZX_REPORTING_TYPES_B.REPORTING_TY
PE_CODE,
ZX_REPORTING_CODES_B.REPORTING_C
ODE_CHAR_VALUE, and
ZX_REPORT_CODES_ASSOC.PT_ANL_NON_
_REC_TAXABLE.

GA7: Annual: Recoverable Tax Box by
ZX_REPORTING_TYPES_B.REPORTING_TY
PE_CODE,
ZX_REPORTING_CODES_B.REPORTING_C
ODE_CHAR_VALUE, and
ZX_REPORT_CODES_ASSOC.PT_ANL_REC_
_TAX_BOX.

JG_FA_ADDITIONS

Feature Area	Description of Change
Greek Asset Information (JE.GR.FAXASSET.ASSET)	The following segments are replaced by named columns: <ul style="list-style-type: none">GA1: Commitment by FA_ADDITIONS_B.COMMITMENTGA2: Investment Law by FA_ADDITIONS_B.INVESTMENT_LAW

JG_GL_JE_HEADERS

Feature Area	Description of Change
Greek Journal Information (JE.GR.GLXJEENT.HEADER)	GA1: Accounting Sequence Name and GA2: Accounting Sequence Number are obsolete.

JG_GL_JE_LINES_INFO

Feature Area	Description of Change
Czech Journal Lines Information (JE.CZ.GLXJEENT.SEQUENCE), Hungarian Journal Lines Information (JE.HU.GLXJEENT.SEQUENCE), Poland Information (JE.PL.GLXJEENT.SEQUENCE), and Slovak Journal Lines Information (JE.SK.GLXJEENT.SEQUENCE)	GA3: Final Vat Register Request Id is replaced by JG_ZZ_VAT_TRX_DETAILS.FINAL_REPORT ING_ID.
Poland Information (JE.PL.GLXJEENT.SEQUENCE)	GA1: Journal Line Sequence and GA2: Journal Line Country are obsolete.
Turkey Information (JE.TR.GLXJEENT.SEQUENCE)	GA2: Journal Line Country is obsolete.

JG_GL_SETS_OF_BOOKS

Feature Area	Description of Change
Czech Set of Books Information (JE.CZ.GLXSTBKS.BOOKS), Hungarian Set of Books Information (JE.HU.GLXSTBKS.BOOKS), Poland Set of Books Information (JE.PL.GLXSTBKS.BOOKS), Slovakia Set of Books Information (JE.SK.GLXSTBKS.BOOKS)	GA1: VAT Reporting Calendar is replaced by JG_ZZ_VAT_REP_ENTITIES.TAX_CALENDAR_NAME.GA2: VAT Register Sequencing is replaced by JG_ZZ_VAT_REP_ENTITIES.ENABLE_REPORT_SEQUENCE_FLAG.
Greek Set of Books Information (JE.GR.GLXSTBKS.BOOKS)	The following segments are obsolete: <ul style="list-style-type: none">• GA1: Default Cutoff Days• GA2: Sequence GL Journals from AX?• GA3: Prefix with Sequence?

JG_HR_LOCATIONS

Feature Area	Description of Change
--------------	-----------------------

Greek Location Information
(JE.GR.PERWSLOC.LOC)

The following segments are replaced by
named columns:

- GA1: Fiscal Company by
XLE_ENTITY_PROFILES.NAME and
XLE_ETB_PROFILES.NAME
- GA2: VAT Number by
ZX_PARTY_TAX_PROFILE.REP_REGIST
RATION_NUMBER and
XLE_REGISTRATIONS.REGISTRATION
_NUMBER
- GA3: Tax Office by
XLE_REGISTRATIONS.ISSUING_AUTH
ORITY_ID
- GA4: Tax Area by
XLE_REGISTRATIONS.ISSUING_AUTH
ORITY_SITE_ID
- GA5: Company Activity by
XLE_ENTITY_PROFILES.ACTIVITY_CO
DE and
XLE_ETB_PROFILES.ACTIVITY_CODE
- GA6: Electronic File Number by
XLE_REGISTRATIONS.REGISTRATION
_NUMBER.

Italian Location Information
(JE.IT.PERWSLOC.LOC)

The following segments are replaced by
named columns:

- GA1: Company Name by
XLE_ENTITY_PROFILES.NAME and
XLE_ETB_PROFILES.NAME.
- GA2: Fiscal Code is replaced by
XLE_REGISTRATIONS.REGISTRATION
_NUMBER.

JG_HZ_CUST_SITE_USES

Feature Area	Description of Change
--------------	-----------------------

Spanish Customer Information
(JE.ES.ARXCUDCI.RA)

GA1: Charges Bearer is replaced by
IBY_EXT_PAYERS_GLB.BANK_CHARGE_BE
ARER.

JG_MTL_PARAMETERS

Feature Area	Description of Change
AX NPI Organization Accounts (JE.IT.INVSDOIO.NPI parameters)	GA19: Invoices to be received and GA20: PO Mirror are obsolete.

JG_MTL_SYSTEM_ITEMS

Feature Area	Description of Change
Additional Item Information (JE.HU.INVIDITM.STAT_CODE) and Additional Item Information (JE.PL.INVIDITM.STAT_CODE)	<p>GA1: STAT_CODE is replaced by a named column, STATISTICAL_CODE, in the following tables:</p> <ul style="list-style-type: none">• ZX_FC_TYPES_B• MTL_CATEGORIES_SETS• MTL_CATEGORIES <p>GA1: STAT_CODE is replaced by PRODUCT_CATEGORY in the following tables:</p> <ul style="list-style-type: none">• ZX_FC_TYPES_B• ZX_FC_CODES_B• ZX_FC_CODES_DENORM_B <p>GA1: STAT_CODE is replaced by MTL_CATEGORIES.SEGMENT1.</p>

AX NPI Item Accounts
(JE.IT.INVIDITM.NPI_SYSTEM_ITEM)

The following segments are obsolete:

- GA7: Fiscal IPV credit
 - GA8: Fiscal IPV debit
 - GA9: Fiscal Return
 - GA10: Fiscal Expense
-

JG_PO_VENDOR_SITES

Feature Area	Description of Change
--------------	-----------------------

Addition Vendor Site Information for Israel (JE.IL.APXVDMVD.TAXPAYER_ID)

GA1: TAXPAYER_ID is obsolete.

Additional Information (JE.CZ.APXVDMVD.PO_VENDORS)

GA1: SPECIFIC_SYMBOL is obsolete.

Additional Supplier Site Information for Italy (JE.IT.APXVDMVD.DOC_CATEGORY)

GA1: JEIT_DOCUMENT_CATEGORY_NAME is obsolete.

JG_RA_CUSTOMER_TRX

Feature Area	Description of Change
--------------	-----------------------

Additional Information for Spanish Invoices (JE.ES.ARXTWMAI.INVOICE_INFO)
--

The following segments are obsolete:

- GA1: Invoice Type
 - GA2: Modelo 347 - Property Location
 - GA3: Modelo 349 - Correction Year
 - GA4: Modelo 349 - Correction Period
 - GA5: Modelo 349 - Triangulation
-

Additional Transaction Information (JE.CZ.ARXTWMAI.TAX_DATE)	GA2: VAT_REGISTER_TRX is obsolete
Additional Transaction Information (JE.HU.ARXTWMAI.TAX_DATE), Additional Transaction Information (JE.SK.ARXTWMAI.TAX_DATE), Additional Transaction Information (JE.PL.ARXTWMAI.TAX_DATE), and Additional Transaction Information (JE.CZ.ARXTWMAI.TAX_DATE)	GA1: Tax Date is replaced by ZX_LINES_DET_FACTORS.TAX_INVOICE_ DATE.
Additional Transaction Information (JE.PL.ARXTWMAI.TAX_DATE)	GA2: VAT_REGISTER_TRX is obsolete
Spanish Receivables Invoice Type : Modelo 347 - Property Rental (JE.ES.ARXTWMAI.MODELO347PR), Spanish Receivables Invoice Type : Modelo 349 (JE.ES.ARXTWMAI.MODELO349), Spanish Receivables Invoice Type : Modelo 415 (JE.ES.ARXTWMAI.MODELO415), Spanish Receivables Invoice Type : Modelo 415 & Modelo 347 (JE.ES.ARXTWMAI.MODELO415_347), and Spanish Receivables Invoice Type : Modelo 415 & Modelo 347 - Property Rental (JE.ES.ARXTWMAI.MODELO415_347PR)	GA1: Invoice Type is replaced by a named column, TRX_BUSINESS_CATEGORY, in the following tables:• • ZX_FC_TYPES_B • ZX_FC_CODES_B • ZX_FC_CODES_DENORM_B GA1: Invoice Type is replaced by ZX_LINES_DET_FACTORS.TRX_BUSINESS_ CATEGORY.
Spanish Receivables Invoice Type : Modelo 349 (JE.ES.ARXTWMAI.MODELO349)	GA5: Triangulation is replaced by ZX_LINES_DET_FACTORS.DOCUMENT_SU B_TYPE.
Spanish Receivables Invoice Type : Other (JE.EX.ARXTWMAI.OTHER)	GA1: Invoice Type is obsolete.

JG_RA_CUSTOMER_TRX_LINES

Feature Area	Description of Change
--------------	-----------------------

CZ Receivables VAT Register Informations (JE.CZ.ARXTWMAI.REGISTER_INFO),	GA1: Final Vat Register Request ID is replaced by JG_ZZ_VAT_TRX_DETAILS.FINAL_REPORT ING_ID.
HU Receivables VAT Register Informations (JE.HU.ARXTWMAI.REGISTER_INFO),	
PL Receivables VAT Register Informations (JE.PL.ARXTWMAI.REGISTER_INFO), and	
SK Receivables VAT Register Informations (JE.SK.ARXTWMAI.REGISTER_INFO)	
HU Receivables VAT Register Informations (JE.HU.ARXTWMAI.REGISTER_INFO)	The following segments are obsolete: <ul style="list-style-type: none"> GA1: FINAL_VAT_REQUEST_ID GA2: Start Date GA3: End Date GA4: Balancing Segment GA5: Tax Origin

JG_RA_CUST_TRX_TYPES

Feature Area	Description of Change
Additional Transaction Type Information (JE.ES.RXSUCTT.INV_TYPE)	GA10: INV_TYPE is obsolete.
Additional Transaction Type Information (JE.HU.RXSUCTT.REVALUATION)	GA1: Reevaluate Transaction type is obsolete.

Payment Format EFT Details

Feature Area	Description of Change
--------------	-----------------------

LMP Format (LI.LMP)	<p>JGZZ_FORMAT_INFO2: JEFI_ILLEGAL_CHARS and JGZZ_FORMAT_INFO3: JEFI_LEGAL_CHARS are obsolete.</p> <p>JGZZ_FORMAT_INFO5: JEFI_EDI_IDENTIFIER is replaced by IBY_BEP_ACCT_OPT_VALS.ACCOUNT_OP TION_CODE.</p> <p>JGZZ_FORMAT_INFO6: JEFI_PROCESSING is replaced by IBY_PAYMENT_PROFILES.BANK_INSTRUC TION1_ID.</p>
LUM2 Format (FI.LUM2)	<p>JGZZ_FORMAT_INFO1: JEFI_CONTRACT_NO is replaced by IBY_BEP_ACCT_OPT_VALS.ACCOUNT_OP TION_VALUE.</p> <p>JGZZ_FORMAT_INFO7: JEFI_EFT_NUMBER_LUM2 is replaced by IBY_BEP_ACCT_OPT_VALS.ACCOUNT_OP TION_CODE.</p> <p>JGZZ_FORMAT_INFO2: JEFI_ILLEGAL_CHARS and JGZZ_FORMAT_INFO3: JEFI_LEGAL_CHARS are obsolete.</p>
ULMP Format (FI.ULMP)	<p>JGZZ_FORMAT_INFO1: JEFI_CONTRACT_NO is replaced by IBY_BEP_ACCT_OPT_VALS.ACCOUNT_OP TION_VALUE.</p> <p>The following segments are obsolete:</p> <ul style="list-style-type: none"> • JGZZ_FORMAT_INFO2: JEFI_ILLEGAL_CHARS. • JGZZ_FORMAT_INFO3: JEFI_LEGAL_CHARS. • JGZZ_FORMAT_INFO7: JEFI_EFT_NUMBER.

Scheduled Payment EFT Details

Feature Area	Description of Change
German Payment Schedule Level Declaration (DE.U)	<p>The following segments are obsolete:</p> <ul style="list-style-type: none"> • JGZZ_PS_INFO1: COUNTRY_CODE • JGZZ_PS_INFO9: Alpha • JGZZ_PS_INFO17: Numeric <p>JGZZ_PS_INFO3: DECLARATION_FLAG is replaced by columns on the IBY_PAYMENT_PROFILES table. (For examples, DECLARATION_THRESH_AMOUNT and DECLARATION_OPTION_FLAG).</p>

German Payment Schedule Level Declaration
(DE.V)

The following segments are obsolete:

- JGZZ_PS_INFO1: Export Country
- JGZZ_PS_INFO8: Import Country
- JGZZ_PS_INFO9: Transit Goods
- JGZZ_PS_INFO10: Money Due Date
- JGZZ_PS_INFO11: Import Numeric
- JGZZ_PS_INFO12: Selling Cost
- JGZZ_PS_INFO17: Goods No.
- JGZZ_PS_INFO18: Export Alpha
- JGZZ_PS_INFO19: Export Numeric
- JGZZ_PS_INFO20: Purchase Cost
- JGZZ_PS_INFO21: Passing Trade
- JGZZ_PS_INFO22: Goods Separated
- JGZZ_PS_INFO23: Stored Inland
- JGZZ_PS_INFO24: Stored Abroad
- JGZZ_PS_INFO25: Export Goods
- JGZZ_PS_INFO26: Export No
- JGZZ_PS_INFO27: Import Alpha
- JGZZ_PS_INFO28: Buyers Address

JGZZ_PS_INFO3: DECLARATION_FLAG is replaced by columns on the IBY_PAYMENT_PROFILES table. (For examples, DECLARATION_THRESH_AMOUNT, and DECLARATION_OPTION_FLAG).

German Payment Schedule Level Declaration (DE.W)	<p>The following segments are obsolete:</p> <p>JGZZ_PS_INFO1: Country Name</p> <p>JGZZ_PS_INFO9: Record Type</p> <p>JGZZ_PS_INFO17: Reason</p> <p>JGZZ_PS_INFO18: Alpha</p> <p>JGZZ_PS_INFO19: Numeric</p> <p>JGZZ_PS_INFO28: Buyers Address</p> <p>JGZZ_PS_INFO20: Explanation is replaced by AP_INVOICES_ALL.REMITTANCE_MESS AGE1.</p> <p>JGZZ_PS_INFO3: DECLARATION_FLAG is replaced by columns on the IBY_PAYMENT_PROFILES table. (For example, DECLARATION_THRESH_AMOUNT and DECLARATION_OPTION_FLAG)</p>
--	--

Supplier Site EFT Details

Feature Area	Description of Change
Austrian Vendor Site EFT Information (AT)	<p>JGZZ_SITE_INFO1: BANK_CHARGE_CODE is replaced by IBY_EXT_PAYEE_ATTRIBS.BANK_CHARGE_BEARER.</p>
Belgium Vendor Site EFT Information (BE)	<p>JGZZ_SITE_INFO1: IBLC/BLIW Trade is replaced by IBY_EXT_PAYEE_ATTRIBS.PAYMENT_REASON_ID.</p> <p>JGZZ_SITE_INFO1: Foreign Payment Cost Code is replaced by IBY_EXT_PAYEE_ATTRIBS.BANK_CHARGE_BEARER.</p>

Finnish Vendor Site EFT Information (FI)

The following segments are replaced by named columns:

- JGZZ_SITE_INFO1: JEFI_FORMAT by IBY_EXT_PAYEE_ATTRIBS.PAYMENT_FORMAT_ID.
- JGZZ_SITE_INFO3: JEFI_PAYMENT_TYPE by IBY_EXT_PAYEE_ATTRIBS.DELIVERY_CHANNEL_ID.
- JGZZ_SITE_INFO4: JEFI_SHORT_MESSAGE by IBY_EXT_PAYEE_ATTRIBS.PAYMENT_TEXT_MESSAGE1.
- JGZZ_SITE_INFO5: JEFI_LONG_MESSAGE_1 by IBY_EXT_PAYEE_ATTRIBS.PAYMENT_TEXT_MESSAGE2.
- JGZZ_SITE_INFO6: JEFI_LONG_MESSAGE_2 by IBY_EXT_PAYEE_ATTRIBS.PAYMENT_TEXT_MESSAGE3.
- JGZZ_SITE_INFO10: JEFI_AP_BANK_EXPENSE by IBY_EXT_PAYEE_ATTRIBS.BANK_CHARGE_BEARER.

JGZZ_SITE_INFO2: JEFI_DEPENDENCE is obsolete.

German Vendor Site Level EFT Parameters
(DE)

The following segments are replaced by
named columns:

- JGZZ_SITE_INFO1:
DECLARATION_FLAG by
IBY_PAYMENT_PROFILES at high level.
- JGZZ_SITE_INFO3:
BANK_INSTRUCTION by
IBY_EXT_PAYEE_ATTRIBS.BANK_INST
RUCTION1_ID.
- JGZZ_SITE_INFO4: CHARGE_CODE by
IBY_EXT_PAYEE_ATTRIBS.BANK_CHA
RGE_BEARER.
- JGZZ_SITE_INFO5:
PAYMENT_METHOD by
IBY_EXT_PAYEE_ATTRIBS.DELIVERY_
CHANNEL_ID.
- JGZZ_SITE_INFO6: EXPLANATION by
Payment Text Messages.
- JGZZ_SITE_INFO7:
INSTRUCTION_DETAILS by
IBY_EXT_PAYEE_ATTRIBS.BANK_INST
RUCTION_DETAILS.

The following segments are obsolete:

- JGZZ_SITE_INFO2:
 - JGZZ_SITE_INFO10:
 - JGZZ_SITE_INFO11:
 - JGZZ_SITE_INFO12:
 - JGZZ_SITE_INFO19:
 - JGZZ_SITE_INFO11:
-

Netherlands EFT Vendor Site Formats (NL)

The following segments are replaced by named columns:

- JGZZ_SITE_INFO1: Crossed Cheque by
IBY_EXT_PAYEE_ATTRIBS.BANK_INSTRUCTION1_ID
- JGZZ_SITE_INFO10: Cheque Forwarding Code by
IBY_EXT_PAYEE_ATTRIBS.BANK_INSTRUCTION2_ID
- JGZZ_SITE_INFO11: Domestic Costs Code by
IBY_EXT_PAYEE_ATTRIBS.BANK_CHARGE_BEARER
- JGZZ_SITE_INFO12: Correspondents Costs Code by
IBY_EXT_PAYEE_ATTRIBS.BANK_CHARGE_BEARER
- JGZZ_SITE_INFO13: Urgency Code by
IBY_EXT_PAYEE_ATTRIBS.DELIVERY_CHANNEL_ID

Super set of NO's EFT vendor formats (NO)

The following segments are replaced by named columns:

- JGZZ_SITE_INFO6: Foreign cost by
IBY_EXT_PAYEE_ATTRIBS.BANK_CHARGE_BEARER
 - JGZZ_SITE_INFO7: Norwegian cost by
IBY_EXT_PAYEE_ATTRIBS.BANK_CHARGE_BEARER
-

Swedish Vendor Site Format (SE)

The following segments are replaced by named columns:

- JGZZ_SITE_INFO2: Federal Reserve Code by
IBY_EXT_PAYEE_ATTRIBS.PAYMENT_REASON_ID
- JGZZ_SITE_INFO4: Payment Expense Code by
IBY_EXT_PAYEE_ATTRIBS.BANK_CHARGE_BEARER
- JGZZ_SITE_INFO5: UTLI Header Code by
IBY_EXT_PAYEE_ATTRIBS.BANK_INSTRUCTION1_ID
- JGZZ_SITE_INFO6: OCR Customer Reference by
IBY_EXT_PAYEE_ATTRIBS.BANK_INSTRUCTION_DETAILS

JGZZ_SITE_INFO1: Receiver Name is obsolete.

Swiss Vendor Site EFT Information (CH)

JGZZ_SITE_INFO2: Payment Type is replaced by
IBY_EXT_PAYEE_ATTRIBS.DELIVERY_CHANNEL_ID.

System Format

Feature Area

Description of Change

DTA Payment Format for Switzerland
(CH.JECHRDTA)

The following segments are obsolete:

- JGZZ_SYSTEM_INFO1: Company ID
- JGZZ_SYSTEM_INFO2: Company Name
- JGZZ_SYSTEM_INFO3: Company
Address Line 1
- JGZZ_SYSTEM_INFO4: Company
Address Line 2
- JGZZ_SYSTEM_INFO5: Company City

JGZZ_SYSTEM_INFO6: Company TELEKURS
ID and JGZZ_SYSTEM_INFO7: Department
TELEKURS ID are replaced by
IBY_BEP_ACCT_OPT_VALS.ACCOUNT_OP
TION_CODE.

EFT format for Bankgiro Foreign SISU Sweden
(SE.JESEPBSI) and EFT format for Bankgiro
Foreign UTLI Sweden (SE.JESEPBUS)

JGZZ_SYSTEM_INFO8: EFT File Directory is
replaced by
IBY_PAYMENT_PROFILES.OUTBOUND_PM
T_FILE_DIRECTORY.

The following segments are obsolete:

- JGZZ_SYSTEM_INFO2: Senders Name
 - JGZZ_SYSTEM_INFO3: Senders Address
 - JGZZ_SYSTEM_INFO4: Report Code
 - JGZZ_SYSTEM_INFO5: Sort Code
 - JGZZ_SYSTEM_INFO6: Invoice Option
 - JGZZ_SYSTEM_INFO7: Federal Code
 - JGZZ_SYSTEM_INFO9: Credit Days
 - JGZZ_SYSTEM_INFO13: Payment Date
-

EFT format for Bankgiro Inland Sweden
(SE.JESEPBAI)

The following segments are replaced by
named columns:

- JGZZ_SYSTEM_INFO3: Invoice Info by
IBY_PAYMENT_PROFILES.PAYMENT_
TEXT_MESSAGE2
- JGZZ_SYSTEM_INFO5: Invoice Title by
IBY_PAYMENT_PROFILES.PAYMENT_
TEXT_MESSAGE1
- JGZZ_SYSTEM_INFO10: EFT File
Directory by
IBY_PAYMENT_PROFILES.OUTBOUND
_PMT_FILE_DIRECTORY

The following segments are obsolete:

- JGZZ_SYSTEM_INFO6: Amount Header
 - JGZZ_SYSTEM_INFO4: Invoice Enddate
 - JGZZ_SYSTEM_INFO8: Credit Code
 - JGZZ_SYSTEM_INFO7: Account Code
 - JGZZ_SYSTEM_INFO9: Credit Days
 - JGZZ_SYSTEM_INFO13: Payment Date
-

EFT Format for Netherlands Foreign
Payments (NL,JENLFFGN)

The following segments are replaced by
named columns:

- JGZZ_SYSTEM_INFO1: DNB
Registration Num by
HZ_ORGANIZATION_PROFILES.BRAN
CH_NUMBER
- JGZZ_SYSTEM_INFO10: Trader Number
by
IBY_BEP_ACCT_OPT_VALS.ACCOUNT
_OPTION_CODE
- JGZZ_SYSTEM_INFO11: Authorised
Bank by
HZ_CONTACT_POINTS.EFT_SWIFT_C
ODE
- JGZZ_SYSTEM_INFO12: Business Sector
by
IBY_BEP_ACCT_OPT_VALS.ACCOUNT
_OPTION_CODE

JGZZ_SYSTEM_INFO13: EFT Rate Type is
obsolete.

EFT format for Postgiro Foreign Sweden
(SE.JESEPPOU)

The following segments are replaced by
named columns:

- JGZZ_SYSTEM_INFO2: Customer
Number by
IBY_BEP_ACCT_OPT_VALS.ACCOUNT
_OPTION_CODE
- JGZZ_SYSTEM_INFO10: EFT File
Directory by
IBY_PAYMENT_PROFILES.OUTBOUND
_PMT_FILE_DIRECTORY
- JGZZ_SYSTEM_INFO11: Payment Date
IBY_PAYMENT_PROFILES at high level

The following segments are obsolete:

- JGZZ_SYSTEM_INFO3: Senders Name
 - JGZZ_SYSTEM_INFO4: Sender Address
 - JGZZ_SYSTEM_INFO5: Senders Postal
Address
 - JGZZ_SYSTEM_INFO6: Federal Reserve
Code
 - JGZZ_SYSTEM_INFO7: Sort Option
 - JGZZ_SYSTEM_INFO8: Report Code
 - JGZZ_SYSTEM_INFO9: Credit Days
 - JGZZ_SYSTEM_INFO13: Payment Date
-

EFT format for Postgiro Inland Sweden
(SE.JESEPOI)

The following segments are replaced by
named columns:

- JGZZ_SYSTEM_INFO1: Customer
Number by
IBY_BEP_ACCT_OPT_VALS.ACCOUNT
_OPTION_CODE
- JGZZ_SYSTEM_INFO11: EFT File
Directory by
IBY_PAYMENT_PROFILES.OUTBOUND
_PMT_FILE_DIRECTORY

The following segments are obsolete:

- JGZZ_SYSTEM_INFO2: Credit Days
 - JGZZ_SYSTEM_INFO3: Sender Info 1
 - JGZZ_SYSTEM_INFO4: Sender Info 2
 - JGZZ_SYSTEM_INFO6: Sort Option
 - JGZZ_SYSTEM_INFO7: Accounting Code
 - JGZZ_SYSTEM_INFO8: Envelope
 - JGZZ_SYSTEM_INFO9: Sender Code
 - JGZZ_SYSTEM_INFO12: Date + Sequence
 - JGZZ_SYSTEM_INFO13: Payment Date
-

German System Level EFT Parameters
(DE,JEDEDEFI)

The following segments are replaced by
named columns:

- JGZZ_SYSTEM_INFO1:
LZB_AREA_NUMBER by
IBY_BEP_ACCT_OPT_VALS.ACCOUNT
_OPTION_CODE
- JGZZ_SYSTEM_INFO2:
COMPANY_NUMBER by
IBY_BEP_ACCT_OPT_VALS.ACCOUNT
_OPTION_CODE
- JGZZ_SYSTEM_INFO3:
DECLARATION_FLAG by columns on
the IBY_PAYMENT_PROFILES table
(e.g.,
DECLARATION_THRESH_AMOUNT,
DECLARATION_OPTION_FLAG).
- JGZZ_SYSTEM_INFO5:
DECLARATION_LIMIT by columns on
the IBY_PAYMENT_PROFILES table.
(Fore examples,
DECLARATION_THRESH_AMOUNT
and DECLARATION_OPTION_FLAG).

Norwegian BBS (NO.JENOPBDR)

The following segments are replaced by named columns:

- JGZZ_SYSTEM_INFO1: customerid by IBY_BEP_ACCT_OPT_VALS.ACCOUNT_OPTION_CODE
- JGZZ_SYSTEM_INFO2: Agreement ID by IBY_BEP_ACCT_OPT_VALS.ACCOUNT_OPTION_CODE
- JGZZ_SYSTEM_INFO3: Last sequence number by IBY_PAYMENT_PROFILES at high level
- JGZZ_SYSTEM_INFO5: Last Num sent to BBS by IBY_PAYMENT_PROFILES at high level

The following segments are obsolete:

- JGZZ_SYSTEM_INFO4
 - JGZZ_SYSTEM_INFO6
 - JGZZ_SYSTEM_INFO7
-

Norwegian Datadialog (NO.JENOPDDG)

JGZZ_SYSTEM_INFO1: Customer ID is replaced by IBY_BEP_ACCT_OPT_VALS.ACCOUNT_OPTION_CODE.

The following segments are obsolete:

- JGZZ_SYSTEM_INFO2: Return Cod
- JGZZ_SYSTEM_INFO3: Department
- JGZZ_SYSTEM_INFO4: Alt. bankaccount
- JGZZ_SYSTEM_INFO5: File ID
- JGZZ_SYSTEM_INFO6: Password
- JGZZ_SYSTEM_INFO7: Status
- JGZZ_SYSTEM_INFO8: Record length
- JGZZ_SYSTEM_INFO9: Filenumber

Norwegian Telepay (NO.JENOPTGN)

The following segments are replaced by named columns:

- JGZZ_SYSTEM_INFO1: NIF-value by IBY_BEP_ACCT_OPT_VALS.ACCOUNT_OPTION_CODE
- JGZZ_SYSTEM_INFO2: Division by IBY_BEP_ACCT_OPT_VALS.ACCOUNT_OPTION_CODE
- JGZZ_SYSTEM_INFO3: Password by IBY_BEP_ACCT_OPT_VALS.ACCOUNT_OPTION_CODE
- JGZZ_SYSTEM_INFO4: IBY_BEP_ACCT_OPT_VALS.ACCOUNT_OPTION_CODE
- JGZZ_SYSTEM_INFO8: Trans Seq. nr by IBY_PAYMENT_PROFILES at high level
- JGZZ_SYSTEM_INFO10: Seq. control by IBY_PAYMENT_PROFILES at high level

SAD Payment Format for Switzerland (CH.JECHRSAD)

The following segments are obsolete:

- JGZZ_SYSTEM_INFO1: Company ID
- JGZZ_SYSTEM_INFO2: Company Name
- JGZZ_SYSTEM_INFO3: Company Address Line 1
- JGZZ_SYSTEM_INFO4: Company Address Line 2
- JGZZ_SYSTEM_INFO5: Company City
- JGZZ_SYSTEM_INFO6: Company Postal Code

JGZZ_SYSTEM_INFO7: Company PTT File ID replaced by IBY_BEP_ACCT_OPT_VALS.ACCOUNT_OPTION_CODE.

Financials for the Americas

This section lists the changes to the Global Descriptive Flexfields for Oracle Financials for the Americas Release 12.

JG_AP_BANK_ACCOUNTS

Feature Area	Description of Change
Brazilian Additional Information (JL.BR.APXSUMBA.AR.Additional)	GA3: Country Code is replaced by named columns: <ul style="list-style-type: none">• HZ_PARTIES.HOME_COUNTRY• HZ_ORGANIZATION_PROFILES.HOME_COUNTRY GA7: Company Code for Bank is replaced by a named column, CE_BANK_ACCOUNTS.SECONDARY_ACCOUNT_REFERENCE.

JG_AP_BANK_BRANCHES

Feature Area	Description of Change
Columbian Bank Information (JL.CO.APXSUMBA.BANKS)	GA11: Primary ID Number is replaced by a named column, HZ_PARTIES.JGZZ_FISCAL_CODE. GA3: Country Code is replaced by named columns: <ul style="list-style-type: none">• HZ_PARTIES.HOME_COUNTRY• HZ_ORGANIZATION_PROFILES.HOME_COUNTRY

JG_AP_INVOICE_DISTRIBUTIONS

Feature Area	Description of Change
--------------	-----------------------

Argentine Distribution Information
(JL.AR.APXINWKB.DISTRIBUTIONS)

GA3: Ship To Location is replaced by named columns:

- AP_INVOICE_LINES_ALL.SHIP_TO_LOCATION_ID
- ZX_LINES_DET_FACTORS.SHIP_TO_LOCATION_ID

Brazilian Additional Tax Information
(JL.BR.APXINWKB.D_SUM_FOLDER)

GA1: Operation Fiscal Code is replaced by the named columns:

- ZX_FC_TYPES_B.TRX_BUSINESS_CATEGORY
- ZX_FC_CODES_B.TRX_BUSINESS_CATEGORY
- ZX_FC_CODES_DENORM_B.TRX_BUSINESS_CATEGORY
- AP_INVOICE_LINES_ALL.USER_DEFINED_FISC_CLASS
- ZX_LINES_DET_FACTORS.USER_DEFINED_FISC_CLASS
- ZX_LINES_DET_FACTORS.TRANSACTION_BUSINESS_CATEGORY

Columbian Distribution Information
(JL.CO.APXINWKB.DISTRIBUTIONS)

GA3: Ship To Location is replaced by named columns:

- AP_INVOICE_LINES_ALL.SHIP_TO_LOCATION_ID
- ZX_LINES_DET_FACTORS.SHIP_TO_LOCATION_ID

JG_AP_INVOICE_LINES_INTERFACE

Feature Area	Description of Change
--------------	-----------------------

Argentine Open Interface Invoice Lines Information (JL.AR.APXIISIM.LINES_FOLDERPayables) and Columbian Open Interface Invoice Lines Information (JL.CO.APXIISIM.LINES_FOLDER)	GA3: Ship To Location is obsolete.
Brazilian Open Interface Invoice Lines Information (JL.BR.APXIISIM.LINES_FOLDER)	GA1: Operation Fiscal Code is replaced with a named column: ZX_LINES_DET_FACTORS.TRANSACTION_BUSINESS_CATEGORY.

JG_AP_INVOICES

Feature Area	Description of Change
Additional Information (JL.BR.APXINWKB.AP_INVOICES)	<p>GA2: Operation Fiscal Code is replaced by the named columns:</p> <ul style="list-style-type: none"> ZX_FC_TYPES_B.TRX_BUSINESS_CATEGORY, ZX_FC_CODES_B.TRX_BUSINESS_CATEGORY, and ZX_FC_CODES_DENORM_B.TRX_BUSINESS_CATEGORY ZX_LINES_DET_FACTORS.TRANSACTION_BUSINESS_CATEGORY. <p>Brazilian AP/PO feature is obsolete and the following segments are obsolete:</p> <ul style="list-style-type: none"> GA5: ICMS Base Amount GA6: ICMS Name GA7: ICMS Amount GA8: IPI Amount

Argentine Invoice Information
(JL.AR.APXINWKB.INVOICES)

The following segments are replaced with the named columns:

- GA10: Destination Code with
AP_INVOICE_LINES_ALL.PRIMARY_I
NTENDED_USE and
ZX_LINES_DET_FACTORS.PRIMARY_I
NTENDED_USE
- GA18: Ship To Location with
AP_INVOICE_LINES_ALL.SHIP_TO_LO
CATION_ID and
ZX_LINES_DET_FACTORS.SHIP_TO_L
OCATION_ID

Columbian Invoices Information
(JL.CO.APXINWKB.INVOICES)

GA18: Ship To Location is replaced by named columns:

- AP_INVOICE_LINES_ALL.SHIP_TO_LO
CATION_ID
 - ZX_LINES_DET_FACTORS.SHIP_TO_L
OCATION_ID
-

JG_AP_INVOICES_INTERFACE

Feature Area

Description of Change

Brazilian Open Interface Information
(JL.BR.APXIISIM.INVOICES_FOLDER)

GA2: Operation Fiscal Code is replaced by a named column:

ZX_LINES_DET_FACTORS.TRANSACTION_
BUSINESS_CATEGORY.

Brazilian AP/PO feature is obsolete and the following segments are obsolete:

- GA5: ICMS Base Amount
 - GA6: ICMS Name
 - GA7: ICMS Amount
 - GA8: IPI Amount
-

JG_AP_SYSTEM_PARAMETERS

Feature Area	Description of Change
--------------	-----------------------

Brazilian Additional Information (JL.BR.APXCUMSP.SYS_PARAMETER)	GA4: Payment Location is renamed to Payment Location City. The following segments added. Previously, they were profiles: <ul style="list-style-type: none">GA6: Payment Due Date Derivation MethodGA7: Payment LocationGA8: Change Payment Due Date Automatically
--	--

JG_AP_TAX_CODES

Feature Area	Description of Change
--------------	-----------------------

Argentine Tax Names Information (JL.AR.APXTADTC.TAX_NAMES)	GA4: Withholding Type is replaced by ZX_REPORT_CODES_ASSOC.AR_DGI_TRX_ CODE.
---	--

Chilean Tax Information (JL.CL.APXTADTC.AP_TAX_CODES)	GA19: Tax Category is replaced by a named column, ZX_REPORT_CODES_ASSOC.CL_TAX_COD E_CLASSIF.
--	--

JG_AR_MEMO_LINES

Feature Area	Description of Change
--------------	-----------------------

<p>Argentine Standard Memo Lines Information (JL.AR.ARXSTDML.AR_MEMO_LINES), Brazilian Additional Information (JL.BR.ARXSTDML.Additional), Columbian Standard Memo Lines Information (JL.CO.ARXSTDML.AR_MEMO_LINES), and Fiscal Classification Code (JL.BR.ARXSDML.Additional)</p>	<p>GA1: Fiscal Classification Code is replaced by the named columns:</p> <ul style="list-style-type: none"> • ZX_FC_TYPES_B.PRODUCT_CATEGORY • ZX_FC_CODES_B.PRODUCT_CATEGORY • ZX_FC_CODES_DENORM_B.PRODUCT_CATEGORY • ZX_FC_TYPES_B.FISCAL_CLASSIFICATION • MTL_CATEGORY_SETS.FISCAL_CLASSIFICATION • MTL_CATEGORIES.FISCAL_CLASSIFICATION
--	--

JG_AR_RECEIPT_CLASSES

Feature Area	Description of Change
<p>Chilean Receipt Class Information (JL.CL.ARXSUDRC.RECEIPT_CLASS)</p>	<p>The following segments are obsolete:</p> <ul style="list-style-type: none"> • GA2: Bills of Exchange • GA3: Tax Code

JG_AR_SYSTEM_PARAMETERS

Feature Area	Description of Change
--------------	-----------------------

Brazilian Additional Information
(JL.BR.ARXSYP.A.Additional Info)

The following segments are obsolete:

- GA2: Interest Type
 - GA3: Interest Rate Amount
 - GA4: Interest Period
 - GA5: Interest Formula
 - GA6: Grace Days
 - GA7: Penalty Type
 - GA8: Penalty Rate Amount
-

JG_AR_VAT_TAX

Feature Area

Argentina Tax Codes and Rates
(JL.AR.ARXSUVAT.AR_VAT_TAX)

Description of Change

The following segments are replaced by named columns:

- GA1: Tax Category by ZX_TAXES_B.TAX
 - GA2: Print Tax Line by ZX_REPORT_CODES_ASSOC.PRINT TAX LINE
 - GA4: DGI Transaction Code by ZX_REPORT_CODES_ASSOC.AR_DGI_TRX_CODE
 - GA5: Turnover Jurisdiction Code by ZX_REPORT_CODES_ASSOC.AR_TURN_OVER_JUR_CODE
 - GA6: Municipal Jurisdiction by ZX_REPORT_CODES_ASSOC.AR_MUNICIPAL_JUR
-

Brazilian Tax Information
(JL.BR.ARXSUVAT.Tax Information)
and Columbian Tax Codes and Rates
(JL.CO.ARXSUVAT.AR_VAT_TAX)

The following segments are replaced by
named columns:

- GA1: Tax Category by ZX_TAXES_B.TAX
- GA2: Print Tax Line by
ZX_REPORT_CODES_ASSOC.PRINT
TAX LINE

Chilean Tax Codes and Rates Information
(JL.CL.ARXSUVAT.VAT_TAX)

The following segments are replaced by
named columns:

- GA4: Tax Code Classification by
ZX_REPORT_CODES_ASSOC.
CL_TAX_CODE_CLASSIF
 - GA5: Debit Account by
ZX_RATES_B.NON_REC_ACCOUNT_C
CID, ZX_REPORT_CODES_ASSOC.
CL_DEBIT_ACCOUNT
 - GA6: Bills of Exchange Tax by
ZX_REPORT_CODES_ASSOC.
CL_BILLS_OF_EXCH_TAX.
-

JG_GL_JE_LINES_INFO

Feature Area

Description of Change

Columbian Additional Information
(JL.CO.GLXJEENT.THIRDPARTY)

GA1: Third Party ID is replaced with a named
column:

GL_JE_LINES.CO_THIRD_PARTY.

JG_HR_LOCATIONS

Feature Area **Description of Change**

<p>Argentine Locations Information (JL.AR.PERWSLOC.LOC),</p> <p>Chilean Locations Information (JL.CL.PERWSLOC.LOC), and</p> <p>Columbian Locations Information (JL.CO.PERWSLOC.LOC)</p>	<p>The following segments are replaced by named columns:</p> <ul style="list-style-type: none"> • GA8: Company Name by XLE_ENTITY_PROFILES.NAME, XLE_ETB_PROFILES.NAME • GA9: Alternate Company Name is replaced by XLE_REGISTRATIONS.ALTERNATE_REGISTERED_NAME • GA11: Primary ID Number by ZX_PARTY_TAX_PROFILE.REP_REGISTRATION_NUMBER and ZX_REPORT_CODES_ASSOC. REG NUMBER • GA12: Primary ID Validation Digit by ZX_PARTY_TAX_PROFILE.REP_REGISTRATION_NUMBER and ZX_REPORT_CODES_ASSOC. REG NUMBER
<p>Argentine Locations Information (JL.AR.PERWSLOC.LOC)</p>	<p>GA14: Inception Date is replaced by XLE_ETB_PROFILES.EFFECTIVE_FROM</p>
<p>Chilean Locations Information (JL.CL.PERWSLOC.LOC)</p>	<p>GA13: Inscription is replaced by XLE_ENTITY_PROFILES.ACTIVITY_CODE, XLE_ETB_PROFILES.ACTIVITY_CODE</p> <p>GA14: Legal Representative to HZ_PARTIES_PARTY_NAME</p> <p>GA15: Legal Representative ID is replaced by HZ_PARTIES.PARTY_NUMBER</p>
<p>Columbian Locations Information (JL.CO.PERWSLOC.LOC)</p>	<p>GA4: Activity Code is replaced by XLE_ENTITY_PROFILES.ACTIVITY_CODE.</p> <p>GA14: Economic Activity Code is replaced by XLE_ETB_PROFILES.ACTIVITY_CODE.</p>

JG_MTL_ITEM_TEMPLATES

Feature Area	Description of Change
Brazilian Fiscal Information (JL.BR.INVIDTMP.Fiscal)	<p data-bbox="868 304 1385 367">GA1: Fiscal Classification Code is replaced by the following named columns:</p> <ul data-bbox="868 388 1385 997" style="list-style-type: none"> <li data-bbox="868 388 1385 451">• ZX_FC_TYPES_B.PRODUCT_CATEGORY <li data-bbox="868 493 1385 556">• ZX_FC_CODES_B.PRODUCT_CATEGORY <li data-bbox="868 598 1385 661">• ZX_FC_CODES_DENORM_B..PRODUCT_CATEGORY <li data-bbox="868 703 1385 766">• ZX_FC_TYPES_B.FISCAL_CLASSIFICATION <li data-bbox="868 808 1385 871">• MTL_CATEGORY_SETS.FISCAL_CLASSIFICATION <li data-bbox="868 913 1385 976">• MTL_CATEGORIES.FISCAL_CLASSIFICATION

JG_MTL_SYSTEM_ITEMS

Feature Area	Description of Change
--------------	-----------------------

Argentine Master Items Information(JL.AR.INVIDITM.SYSTEM_ITEMS),

Brazilian Fiscal Information (JL.BR.INVIDITM.XX.Fiscal), and

Columbian Master Item Information / Inflation Accts.(JL.CO.INVIDITM.SYSTEM_ITEMS)

GA1: Fiscal Classification Code is replaced by the following named columns:

- ZX_FC_TYPES_B.PRODUCT_CATEGORY
 - ZX_FC_CODES_B.PRODUCT_CATEGORY
 - ZX_FC_CODES_DENORM_B..PRODUCT_CATEGORY
 - ZX_FC_TYPES_B.FISCAL_CLASSIFICATION
 - MTL_CATEGORY_SETS.FISCAL_CLASSIFICATION
 - MTL_CATEGORIES.FISCAL_CLASSIFICATION
-

JG_OE_ORDER_LINES

Feature Area

Description of Change

Argentine Order Lines Information
(JL.AR.OEXOEOORD.LINES) and

Columbian Order Lines Information
(JL.CO.OEXOEOORD.LINES)

GA5: Fiscal Classification Code is replaced by
the following named columns:

- ZX_FC_TYPES_B.PRODUCT_CATEGORY
 - ZX_FC_CODES_B.PRODUCT_CATEGORY
 - ZX_FC_CODES_DENORM_B..PRODUCT_CATEGORY
 - ZX_FC_TYPES_B.FISCAL_CLASSIFICATION
 - MTL_CATEGORY_SETS.FISCAL_CLASSIFICATION
 - MTL_CATEGORIES.FISCAL_CLASSIFICATION
-

Brazilian Order Line Information
(JL.BR.OEXOEOORD.LINES)

The following segments are replaced by the
named columns:

- GA1: Operation Fiscal Code by
ZX_FC_TYPES_B.TRX_BUSINESS_CATE
GORY,
ZX_FC_CODES_B.TRX_BUSINESS_CAT
EGORY, and
ZX_FC_CODES_DENORM_B.TRX_BUSI
NESS_CATEGORY
- GA5: Fiscal Classification Code by
ZX_FC_TYPES_B.PRODUCT_CATEGOR
Y,
ZX_FC_CODES_B.PRODUCT_CATEGO
RY,
ZX_FC_CODES_DENORM_B..PRODUCT
_CATEGORY,
ZX_FC_TYPES_B.FISCAL_CLASSIFICAT
ION,
MTL_CATEGORY_SETS.FISCAL_CLASS
IFICATION, and
MTL_CATEGORIES.FISCAL_CLASSIFIC
ATION

GA13: Default federal Tributary Situation is
corrected as Default Federal Tributary
Situation.

GA14: Default State Tributary is corrected as
Default State Tributary Situation.

JG_RA_CUSTOMER_TRX_LINES

Feature Area

Description of Change

Brazilian Additional Information
(JL.BR.ARXTWMAI.Additional Info)

The following segments are replaced by the
named columns:

- GA1: Operation Fiscal Code by
ZX_FC_TYPES_B.TRX_BUSINESS_CATE
GORY,
ZX_FC_CODES_B.TRX_BUSINESS_CAT
EGORY,
ZX_FC_CODES_DENORM_B.TRX_BUSI
NESS_CATEGORY, and
ZX_LINES_DET_FACTORS.USER_DEFI
NED_FISC_CLASS
- GA2: Fiscal Classification Code by
ZX_FC_TYPES_B.PRODUCT_CATEGOR
Y,
ZX_FC_CODES_B.PRODUCT_CATEGO
RY,
ZX_FC_CODES_DENORM_B..PRODUCT
_CATEGORY,
ZX_FC_TYPES_B.FISCAL_CLASSIFICAT
ION,
MTL_CATEGORY_SETS.FISCAL_CLASS
IFICATION,
MTL_CATEGORIES.FISCAL_CLASSIFIC
ATION,
ZX_LINES_DET_FACTORS.PRODUCT_F
ISC_CLASSIFICATION, and
ZX_LINES_DET_FACTORS.PRODUCT_
CATEGORY
- GA3: Transaction Condition Class by
ZX_LINES_DET_FACTORS.TRX_BUSIN
ESS_CATEGORY
- GA11: Tax Base Amount by
ZX_LINES_DET_FACTORS.UNROUND
ED_TAXABLE_AMT,
ZX_LINES_DET_FACTORS.TAXABLE_A
MT, ZX_LINES_DET_FACTORS.
TAXABLE_AMT_TAX_CURR, and
ZX_LINES_DET_FACTORS.TAXABLE_A
MT_FUNCL_CURR
- GA12: Tax Base Rate by
ZX_LINES_DET_FACTORS.TAX_BASE_
MODIFIER_RATE

-
- GA19: Charged Tax Amount by
ZX_LINES_DET_FACTORS.UNROUNDED_TAX_AMT,
ZX_LINES_DET_FACTORS.TAX_AMT_TAX_CURR, and
ZX_LINES_DET_FACTORS.TAX_AMT_FUNCL_CURR
 - GA20: Calculated Tax Amount by
ZX_LINES_DET_FACTORS.CAL_TAX_AMT,
ZX_LINES_DET_FACTORS.CAL_TAX_AMT_TAX_CURR, and
ZX_LINES_DET_FACTORS.CAL_TAX_AMT_FUNCL_CURR
-

Argentine Invoice/Tax Lines
(JL.AR.ARXTWMAI.LINES) and Colombian
Invoice/Tax Lines (JL.CO.ARXTWMAI.LINES)

The following segments are replaced by the
named columns:

- GA2: Fiscal Classification Code by:
ZX_FC_TYPES_B.PRODUCT_CATEGOR
Y,
ZX_FC_CODES_B.PRODUCT_CATEGO
RY,
ZX_FC_CODES_DENORM_B.PRODUCT
_CATEGORY,
ZX_FC_TYPES_B.FISCAL_CLASSIFICAT
ION,
MTL_CATEGORY_SETS.FISCAL_CLASS
IFICATION,
MTL_CATEGORIES.FISCAL_CLASSIFIC
ATION,
ZX_LINES_DET_FACTORS.PRODUCT_F
ISC_CLASSIFICATION, and
ZX_LINES_DET_FACTORS.PRODUCT_
CATEGORY
 - GA3: Transaction Condition Class by
ZX_LINES_DET_FACTORS.TRX_BUSIN
ESS_CATEGORY
 - GA11: Tax Base Amount by
ZX_LINES_DET_FACTORS.UNROUND
ED_TAXABLE_AMT,
ZX_LINES_DET_FACTORS.TAXABLE_A
MT,
ZX_LINES_DET_FACTORS.TAXABLE_A
MT_TAX_CURR, and
ZX_LINES_DET_FACTORS.TAXABLE_A
MT_FUNCL_CURR
 - GA12: Tax Base Rate by:
ZX_LINES_DET_FACTORS.TAX_BASE_
MODIFIER_RATE
 - GA19: Charged Tax Amount by
ZX_LINES_DET_FACTORS.UNROUND
ED_TAX_AMT,
ZX_LINES_DET_FACTORS.TAX_AMT_T
AX_CURR, and
ZX_LINES_DET_FACTORS.TAX_AMT_F
UNCL_CURR
 - GA20: Calculated Tax Amount by
-

ZX_LINES_DET_FACTORS.CAL_TAX_A
MT,
ZX_LINES_DET_FACTORS.CAL_TAX_A
MT_TAX_CURR, and
ZX_LINES_DET_FACTORS.CAL_TAX_A
MT_FUNCL_CURR

JG_RA_CUSTOMER_TRX

Feature Area	Description of Change
--------------	-----------------------

Argentine Customer Transaction Information (JL.AR.ARXTWMAI.TGW_HEADER)	The following segments are replaced by the named columns: <ul data-bbox="958 777 1474 1014" style="list-style-type: none"><li data-bbox="958 777 1474 882">• GA17: CAI Number by ZX_LINES_DET_FACTOR.TAX_INVOIC E_NUMBER<li data-bbox="958 903 1474 1014">• GA18: CAI Due Date by ZX_LINES_DET_FACTOR.TAX_INVOIC E_DATE
---	---

Index

Symbols

" ", 3-3

<>, 3-3

||, 3-3

A

Accept Consolidated Billing Invoices, 22-7

accommodations deductions, 12-2

Account Drill Down report, 1-3

accounting segment values, 12-3

accounting setup, 10-2

Accounting Setup Manager, 10-2

accruals, 25-2

Advance Collections forms, 22-8

Advanced Global Intercompany System (AGIS),
7-1

AGIS

See Advanced Global Intercompany System

allocations, 12-3

APECEPYO

See EDI Outbound Program

Approved Supplier's Lists, 13-1

AR/AP netting, 26-2

AR accounting reports, 22-2

Argentina

non-location-based tax, 3-4

payment formats, 17-8

tax GDF, 3-11

asset books, 10-6

audit management module, 12-4

Austria

bank-charge-bearer controls, 17-15

disbursement accompanying letters, 17-13

payment formats, 17-8

separate remittance advice format, 17-13

settlement and file directory controls, 17-18

auto accounting rules, 7-4

Automatic Bank Transmission, 17-5

automatic payment programs, 18-1

Automatic Remittances Creation Program, 18-12

average balances, 10-11

AX

See Global Accounting Engine

B

balance-forward billing, 22-6

Balancing Segment Values (BSV), 7-2

bank account address assignments, 14-6

Bank Account Interest Settlement, 25-2

bank accounts, 17-4

bank account transfer processing, 18-12

bank-charge-bearer controls, 17-15

batch payments, 17-5

Belgium

bank-charge-bearer controls, 17-15

format mapping, 8-6

invoice information, 17-17

payment formats, 17-9

tax calendar, 8-2

VAT Reporters form, 15-4

VAT reporting, 8-3

bills of exchange, 22-9

Bills Payable, 18-10

Bonus Expense Account, 1-3

Brazil

- Balancing Segment Value (BSV), 15-5
- companies, 15-1
- late charges, 22-7
- legal reporting, 15-2
- non-location-based tax, 3-4
- payment formats, 17-9
- reporting entities, 15-4
- secondary establishments, 15-3
- tax GDF, 3-12

BSV

See Balancing Segment Values

bulk-loaded items, 13-1

C

Calculate Deferred Depreciation program, 1-3

cash leveling, A-4

Catalog Administration, 13-1

catalogs, 13-2

centralized, credit-card, data model, 12-2

Charge Bearer field, 22-5

Chile

- HR locations, 15-4
- payment formats, 17-9
- tax GDF, 3-14

clearing payments, 17-14

Collections Workbench, 22-8

Columbia

- non-location-based tax, 3-4
- payment formats, 17-9
- tax GDF, 3-15

common data model, 25-1

Company Profiles, 25-2

Configuration Owner Tax Options, 3-7

Confirm Balance Forward Bill program, 22-7

consolidated billing, 22-6

Consolidated Files, 26-2

constraints on tax groups, 3-6

contact change requests, 14-5

content zones, 13-2

contra charging, 7-4

control accounts, 11-1

Counterparty Profiles form, 25-2

country-specific features, 11-3

Create Deferred Depreciation Journal Entries program, 1-3

Create Journal Entries program, 1-3

credit card information, 18-3

Croatia, VAT reporting, 8-3

currency, report-level, 10-17

Currency Rates Manager, 10-15

currency translation, 10-15

current account balances, 25-2

customer and supplier merge, 11-1

Czech Republic

non-location-based tax, 3-4

tax GDF, 3-16

VAT reporting, 8-3

D

data naming, 3-4

Deductions Management , 22-9

default reporting, 10-8

deferred depreciation events, 1-2

deferred expenses, 17-22

Denmark

bank-charge-bearer controls, 17-15

format mapping, 8-7

invoice information, 17-17

late charges, 22-7

obsolete miscellaneous GDF, 17-22

payment categories, 17-21

payment file information, 17-18

payment formats, 17-9

payment instruction information, 17-16

payment text messaging, 17-20

settlement and file directory controls, 17-18

settlement control, 17-21

unique remittance identifiers, 17-20

depreciation, 1-2

Depreciation Expense Account, 1-3

Descriptive Flexfields (DFFs), for India, 9-1

Descriptor settings, 13-2

DFF

See Descriptive Flexfields

Direct Debit Authorization Code field, 22-6

Direct Debit Bank Instruction field, 22-6

disbursement bank account, 17-16

distributions, 12-3

document sequencing, 17-4

duel posting, 10-15

dunning, 22-7

E

EDI Outbound Program (APECEPYO), 17-14
EDI payments, 17-5
electronic transmission of payments, 18-4
Employee Payment Type Mapping, 26-3
employees, 17-3
Encumbrance with Standard Accrual, 19-1
Encumbrance with Standard Cash, 19-1
establishments, 15-2
expense allocations, 12-3
Expense Report Form, 12-4
exporting expense reports, 12-3

F

Financial Statement Generator, 10-17
Finland
 bank-charge-bearer controls, 17-15
 format mapping, 8-7
 late charges, 22-7
 obsolete miscellaneous GDF, 17-22
 payment file information, 17-18
 payment formats, 17-10
 payment instruction information, 17-16
 payment text messaging, 17-20
 settlement and file directory controls, 17-18
 settlement control, 17-21
 unique remittance identifiers, 17-20
first MRC period, 10-9
format mapping, 8-6
format validations, 18-1
France
 Balancing Segment Value (BSV), 15-6
 format mapping, 8-7
 payment formats, 17-10
franchises, 17-3
funds capture, 22-4
Funds Capture Process Manager, 18-12
Funds Capture Process Profile, 18-13
future-dated payments, 18-10

G

GBPA
 See Global Blanket Procurement Agreements
GDF

See Global Descriptive Flexfields
General Ledger Consolidation, 10-6
General Ledger Posting Program, 10-6
General Ledger Reporting Currency option, 10-8
Generate Balance Forward Bills program, 22-7
Germany
 bank-charge-bearer controls, 17-15
 Direct Debit Authorization Code field, 22-6
 Direct Debit Bank Instruction field, 22-6
 disbursement accompanying letters, 17-13
 format mapping, 8-8
 payment file information, 17-18
 payment formats, 17-10
 payment instruction information, 17-16
 payment text messaging, 17-20
 profile options, A-23
 regulatory reporting controls, 17-17
 remittance advice controls, 17-20
 separate remittance advice format, 17-13
 settlement control, 17-21
 VAT reporting, 8-3
GIS
 See Global Intercompany System
GL conversion rules, 10-9
Global Accounting Engine, 10-1
Global Accounting Engine Dual Posting, 10-15
Global Blanket Procurement Agreements (GBPA), 13-1
Global Descriptive Flexfields (GDF), 17-14
 customers and invoices, 22-1
 Financials for Asia/Pacific, B-1
 Financials for Europe, B-8
 Financials for the Americas, B-57
 Greece, 1-4
 legal information, 15-1
 obsolete, 17-15
 party payment information, 18-3
 party tax classifications, 3-7
Global Intercompany System (GIS), 7-1
Global Payment System, 18-12
global per diem and mileage, 12-2
GRE/Legal Entity, 15-1
Greece
 Global Descriptive Flexfield migration, 1-4
 profile option, A-9
 tax GDF, 3-16

H

hierarchy, tax classification code, 3-6
HRMS organization, 15-2
Hungary
 non-location-based tax, 3-4
 tax GDF, 3-17

I

If Use Initialization Rate specified, 10-10
Inclusive Tax Lines, 3-7
India, Descriptive Flexfields, 9-1
Inherit Check Box, 10-9
intercompany accounts, 7-2
intercompany Accounts, 10-2
intercompany organizations, 7-1
intercompany transactions, 7-4
interest rate schedules, 25-2
internal banks, 17-4
intracompany balancing, 10-2
inventory organizations, 15-3
invoice distributions, 1-3
invoice information, 17-17
invoice lines, 17-3
Invoice Workbench, 11-3
invoicing, 7-2
iPayment payment formats, 18-13
Israel
 profile option, A-9
 VAT reporting, 8-3
Italy
 accounting definitions, 11-3
 accounting rules, 11-3
 format mapping, 8-9
 payment formats, 17-11
 profile options, A-22
 remittance advice controls, 17-20
 VAT reporting, 8-2
itemization, 12-1
Itemization page, 12-4

J

Japan
 bank-charge-bearer controls, 17-15
 payment formats, 17-11

Journal Category setup, 1-3
journal conversion rules, 10-13
journal entries, 11-1
journal entry processing, 1-2
Journal Source setup, 1-3

K

Korea
 HR locations, 15-4
 tax GDF, 3-18

L

late charges, 22-7
LEGAL_ENTITY_ID, 15-5
legal entities, 8-2
Legal Entity Configurator, 15-1
legal information, 15-1
legal sequencing, 11-1
location-based tax, 3-6
location-based taxes, 3-3
location records, 14-4

M

masking of bank accounts, credit cards, 18-4
meal deductions, 12-2
MFAR
 See Multifund Account Receivables
mileage, 12-2
move/merge requests, 10-14
MRC
 See Multiple Reporting Currency
Multifund Account Receivables (MFAR), 19-2
Multifund Account Receivables Accrual -
 Account Method, 19-2
Multifund Account Receivables Accrual -
 Balancing Method, 19-2
Multiple Organizations Access Control, 17-27
multiple posting, 11-1
multiple-posting set of books, 10-2
multiple primary sets of books, 10-12
Multiple Reporting Currency (MRC), 10-7
 primary set of books, 10-2
 primary sets of books, 10-8
 reporting set of books, 10-2
 reporting sets of books, 10-8

multiple sets of books, 10-16

N

naming conventions for E-Business Tax, 3-3

Netherlands

- bank-charge-bearer controls, 17-15
- format mapping, 8-9
- invoice information, 17-17
- payment file formatting, 17-19
- payment file information, 17-18
- payment formats, 17-11
- profile options, A-22
- regulatory reporting controls, 17-17
- remittance advice controls, 17-20
- separate remittance advice format, 17-13
- settlement and file directory controls, 17-18
- settlement control, 17-21

netting, 7-4

netting agreements, 7-5

non-location-based tax data, 3-4

no rate action, 10-9

Norway

- bank-charge-bearer controls, 17-15
- format mapping, 8-9
- invoice information, 17-17
- late charges, 22-7
- obsolete GDFs, 17-22
- obsolete miscellaneous GDF, 17-22
- payment file information, 17-18
- payment formats, 17-11
- payment instruction information, 17-16
- payment text messaging, 17-20
- profile option, A-8
- settlement and file directory controls, 17-18
- settlement priority, 17-22
- unique remittance identifiers, 17-20

O

Open Interface Import APIs, 12-3

operating unit restriction, 13-2

OPPSFI

See Oracle Public Sector Financials
International

Oracle Advanced Collections, 22-7

Oracle E-Business Suite, 18-1

Oracle Financial Common Module, 26-2

Oracle Financial Services Accounting Hub, 23-2

Oracle Payables Expense Reports, 12-4

Oracle Payments formats, 18-1

Oracle Projects, 12-3

Oracle Public Sector Financials International
(OPPSFI), 26-2

Oracle Receivables, 22-5

Oracle XML Publisher, 18-1

overrides, tax, 3-7

ownership of tax setup, 3-5

P

party sites, 14-4

party tax profiles, 3-7

payee configuration, 18-10

payment batches, 17-5

payment categories, 17-21

payment configuration, 17-14

payment file formatting, 17-19

payment file information, 17-18

payment formats

- migrated Oracle iPayment, 18-13

- Oracle Payables, 17-5

- Oracle Receivables, 22-4

- Spanish CSB32 Remittance, 22-6

- US Federal, 17-7

payment instruction information, 17-16

payment methods, 17-14

payment processing rules, 18-5

payment processing setup, 18-9

payment reason codes, 26-3

Payments Dashboard, 18-6

payment text messaging, 17-20

per diem, 12-2

period rates, 10-15

Poland

- format mapping, 8-10

- invoice information, 17-17

- non-location-based tax, 3-4

- payment formats, 17-11

- tax GDF, 3-18

Portfolio Code field, 25-2

Portugal

- Direct Debit File Format, 22-6

- format mapping, 8-10

- JEPT: Print Direct Debit Receipt Letter, 22-6

- payment formats, 17-11
- reporting entities, 15-4
- separate remittance advice format, 17-13
- tax GDF, 3-20
- VAT reporting, 8-2
- Posting Manager, 11-1
- postupgrade process for subledgers, 23-3
- Preupgrade Diagnosis Program, 10-13
- Pricing Model field, 25-2
- primary set of books, 10-10
- Print Draft Consolidated Billing Invoices, 22-7
- Print New Consolidated Billing Invoices, 22-7
- processing rules, 18-10
- profile options, 7-4
 - Advanced Collections, A-2
 - Assets, A-2
 - Bill Presentment Architecture, A-3
 - Cash Management, A-3
 - E-Business Tax, A-4
 - FA: Include Nonrecoverable Tax in Mass Addition, 1-3
 - FA: Use Workflow Account Generation, 1-2
 - Financials Common Modules, A-7
 - Financials for Europe, A-8
 - Financials for the Americas, A-10
 - General Ledger, A-11
 - GL: Data Access Set, 10-4
 - GL: Set of Books, 10-4
 - GL/MRC: Post Reporting Journals Automatically, 10-10
 - GL/MRC Journals: Inherit the Journal Creator from the Primary Book's Journal, 10-9
 - Golden Tax Adaptor, A-14
 - HR: Security Profile, 14-6
 - Internal Controls Manager, A-15
 - Internet Expenses, A-16
 - iProcurement, A-17
 - iReceivables, A-20
 - iSupplier Portal, A-21
 - JEPT: Print Direct Debit Receipt Letter, 22-6
 - Legal Entity Configurator, A-21
 - masking of bank accounts, credit cards, 18-4
 - MO: Security Profile, 14-6
 - MRC: Maximum Days to Roll Forward Conversion Rate, 10-9
 - Multiple Organizations Access Control, A-22
 - Payables, A-22

- POR: Approved Pricing Only, 13-2
- Public Sector Financials, A-23
- Purchasing, A-25
- Receivables, A-25
- set of books, 10-4
- Sourcing, A-26
- Subledger Accounting, A-26
- Trading Community Architecture, A-29
- U.S. Federal Financials, A-32
- profiles for party tax, 3-7

R

- realms, 13-2
- refunds, 22-6
- regulatory reporting, 17-17
- Reject Consolidated Billing Invoices, 22-7
- remittance advice controls, 17-20
- Reporting Book Initialization Option, 10-10
- reporting set of books, 10-8
- report-level currency, 10-17
- reports
 - Adjustments Journal, 22-3
 - Aged Trial Balance - 7 Buckets - By Deduction , 22-3
 - Aged Trial Balance - 7 Buckets - By LOB, 22-3
 - Aging - 4 Buckets, 22-3
 - Aging - 7 Buckets, 22-3
 - Applied Receipts Journal, 22-3
 - AR accounting, 22-2
 - AR Reconciliation , 22-3
 - AR to GL Reconciliation, 22-3
 - Bad Debt Provision, 22-8
 - Call Actions, 22-8
 - Collection Key Indicators, 22-8
 - Collections by Collector, 22-8
 - Collections Receipt Forecast, 22-8
 - Collector's Follow Up, 22-8
 - Collector Call History, 22-8
 - Credit Memo Gain or Loss Journal, 22-3
 - Cumulative Activities Balance, 22-3
 - Customer Credit Snapshot, 22-8
 - Customer Follow Up History, 22-8
 - Customer Profiles, 22-8
 - Disputed Invoice, 22-8
 - Global Accounting Engine, 11-1
 - Inter Company Invoices, 22-3

- Inter Company Receipts, 22-3
- Invoice Exception, 22-3
- Invoices Posted to Suspense, 22-3
- Journal Entries, 22-3
- Open Items Revaluation, 22-3
- Potential Reconciling Items, 22-3
- Receipt Journal, 22-3
- Receipt Promises, 22-8
- Sales Journal by Account, 22-3
- Transaction Detail, 22-3
- U.S. Sales Tax, 22-3
- Unapplied Receipts Journal, 22-3
- USSGL Account Derivation Rules, 26-2
- Reprint Consolidated Billing Invoices, 22-7
- revaluation, 25-2
- revaluation adjustments, 10-16
- reversal pairs, 17-3
- Rollback Journal Entries program, 1-3
- rounding rule, 3-7
- routing rules, 18-10

S

- secondary segment tracking, 10-16
- secondary sets of books, 10-2
- secondary tracking, 10-4
- security grants, 7-2
- sequencing, 11-1
- set of books, 10-2
- set of books information, 15-3
- settlement and file directory controls, 17-18
- settlement control, 17-21
- settlement priority, 17-22
- Singapore, HR locations, 15-4
- single-reporting set of books, 10-12
- SLA
 - See* Subledger Accounting
- Smart Forms, 13-2
- SOB
 - See* set of books
- Spain
 - Charge Bearer field, 22-5
 - format mapping, 8-11
 - Magnetic Format Code field, 22-6
 - payment formats, 17-12
 - tax GDF, 3-22
 - VAT reporting, 8-3

- STAT currency
 - See* statistical currency
- statistical currency, 10-17
- stores, 13-2
- Subledger Accounting (SLA), 23-1
 - asset books, 10-6
 - in Oracle Assets, 1-1
 - postupgrade process for Oracle Assets, 1-1
 - secondary sets of books, 10-7
 - Transaction Account Builder, 7-4
- subledger accounting method, 10-5
- subsidiaries, 7-1
- subsidiary accounts , 25-2
- Summary Schedule, 26-2
- supplier contacts, 14-4
- suppliers, 14-1
- suppliers , 17-2
- supplier sites, 14-2
- Sweden
 - bank-charge-bearer controls, 17-15
 - format mapping, 8-11
 - invoice information, 17-17
 - late charges, 22-7
 - obsolete GDFs, 17-22
 - obsolete miscellaneous GDF, 17-22
 - payment file formatting, 17-19
 - payment file information, 17-18
 - payment formats, 17-12
 - payment instruction information, 17-16
 - payment text messaging, 17-20
 - settlement and file directory controls, 17-18
 - settlement control, 17-21
 - settlement priority, 17-22
- Sweep Transaction (ZBA), A-4
- Switzerland
 - disbursement accompanying letters, 17-13
 - format mapping, 8-12
 - non-location-based tax, 3-4
 - obsolete miscellaneous GDF, 17-22
 - payment file information, 17-18
 - payment formats, 17-12
 - separate remittance advice format, 17-13
 - settlement control, 17-21
 - tax GDF, 3-23
 - unique remittance identifiers, 17-20
 - VAT reporting, 8-3
- symbols used in E-Business Tax data creation, 3-

T

Taiwan

HR locations, 15-4

tax GDF, 3-23

tax

AR calculation, 3-9

AR credit transactions, 3-10

calculation formula, 3-9

classification, 12-4

classifications, 3-9

credit percentages, 3-10

distributions, 3-9

exemptions, 3-8

location-based, 3-6

profiles, 3-25

taxable basis formula, 3-9

transaction upgrade, 3-9

tax calendar, 8-2

tax classification code, defaulting hierarchy, 3-6

tax codes, 3-6

tax groups, 3-6

tax overrides, 3-7

tax recovery rates, 3-7

tax registration, 3-8

Tax Registration Number (TRN), 8-2

Tax Reporting Ledger (TRL), 8-2

tax setup ownership, 3-5

TaxWare, 3-3

TCA

See Trading Community Architecture

Thailand, tax GDF, 3-24

third-party merge, 11-1

third-party payment instruments, 18-4

trade accounting, 22-9

Trading Community Architecture (TCA)

AR address validation, 3-5

legal entities, 15-1

parties, 14-1

party information, 18-3

party tax, 3-7

payment data repository, 18-3

subsidiaries, 7-1

supplier contacts, 14-4

suppliers, 17-2

supplier sites, 14-2

Transaction Account Builder, 7-4

transaction codes, 26-2

transaction events, 1-2

Transaction History form, 1-1

transaction types, 7-2

translated currencies, 10-13

translated currency, 10-2

Treasury Use flag, 25-2

TRL

See Tax Reporting Ledger

TRN

See Tax Registration Number**U**

unique remittance identifiers, 17-20

upgrade modes for subledgers, 23-2

User-level realm, 13-3

US Federal Accounting subledger, 10-5

V

VAT registration, 7-5

VAT reporting, 8-1

vendor sites, 14-4

W

wire payments, 17-14

X

XML Publisher

country-specific reports, 8-1

Danish payment formats, 17-21

Oracle Payments formats, 17-5

payment formats, 17-5

PSA: Budgetary Control Report Template, A-23

SLA reports, 11-3

Spanish CSB32 Remittance Format, 22-6

Z

ZBA

See Sweep Transaction