

GE Oil & Gas

Global Supply Chain

Oracle Transportation Management

Viewer User Manual



Cost
Quality
Deliver on time



imagination at work

Index



imagination at work

ecomagination

Index

- 1.0 Acronyms and Key terms
- 2.0 Process & solution overview
- 3.0 OTM Navigation
- 4.0 Order Release Management
 - 4.1 Manual – OR
 - 4.2 Copy OR
- 5.0 Job Management
- 6.0 Calculation & Approval
 - 6.1 Premium
- 7.0 Planning & Execution Management
- 8.0 Other actions on OR and Job
- 9.0 OTM Portal
- 10.0 Location management

1.0 Acronyms



GE imagination at work

Acronyms

DOA : Delegation of Authority

EBS : Oracle E-Business Suite

ERP : Enterprise Resource Planning

FIR : Florence New Units

FTL : Full Track Load

GE : General Electric

GLS : Global Logistic Services

GS : Global Services

IN : Inbound

ITO : Inquiry to Order phase

LEC : Logistic Execution Center

LPN : LICENCE PLATE NUMBER, comes from ORACLE ,
it is the striker applied on each box externally

LT : Lead Time

LTL : Less than Track Load

LSP : Logistics Provider

MRP : Manufacturing Resource Planning

NP : Nuovo Pignone

NU : New Units

VG : Vecto Gray

OB : Order Base

OBL : Order Base Line

OAPPL : Oracle Application

OM : Order Management

OOG : Out of Gauge

OR : Order Release

OTM : Oracle Transportation Management

OTR : Order to Remittance phase

OUT : Outbound

PO : Purchase Order

PT : Premium Transport

RC : Routing Center

RFQ : Request for Quotation

RFT : Request for Transport

SC : Support Central

SO : Sales Order

SSP5 : Self Service Purchasing

STD : Standard

THU : Transport Handling Units

UI : User Interface

WF : WorkFlow

Key terms

- **Order Release** : it is an order or part of an order for transportation planning and execution
- **Order Release Ship Unit** : defines how goods will be shipped ex.: pallet, box, etc. with related details and dimensions
- **Order Release Line Item** : it is the item list inside a box for transportation of related Ship Unit
- **Premium Transportation** : this is the transportation cost when a lower alternative price exists. Higher price for premium transportation is often due to very tight date for transport.
- **Job**: this object is created by Requestor, and it is a group of Order Releases which will be sent to the cost assignment and approval process; a Job can group together different ORs with different locations, dates and incoterms. The job is created for the approval of the transport requests.

Please see inside OTM - Help option Glossary for more details and drill down on these subject.



imagination at work

Key terms

- **Cost Calculation & Approval Control** : each Job will be submitted to Cost Assignment process (OTM will provide standard cost when rates are available or SPOT Cost, while the Execution center will provide cost if standard rates are not available); the job will be self-approved if the transportation cost is less then 2.000 euro, otherwise it should be approved from one or more approvers based on their own DOA level
- **Approvals**
 - “Self-Approval” for transportation cost less than 2.000 euro
 - Standard transportation with higher cost than 2.000 euro
 - Premium transportation with extra cost/urgency approval
- **Logistic Execution Center** : organization to manage transports during consolidation steps of OR after Job approval process, spot quotes generation, buy shipment creation, tender execution and carrier mgmt., extra costs control and creation management

Please see inside OTM - Help option Glossary for more details and drill down on these subject.

Key terms

- **Sell Shipment** : a grouping of ORs inside a Job with compatible locations and data in order to compute transportation costs
- **Buy Shipment** : this is the Transport Request, RFT. The shipment is a set of goods to be transported by the carrier from a location to another. A Shipment contains one or more Order Releases with compatible pickup and delivery date and same source and destination location
- **Cost Calculation** : this is the transportation cost of the Shipment (Sell/Buy) computed based on ORs information, as Transit Time (time between Early Pickup Date and Late Delivery Date), Pre-alert (time between Shipment creation and Pickup Date), locations distance, weight and dimensions
- **Spot** : if conditions on Order Releases are not compatible with any of the standard predefined cost inside OTM or there is no RATE in the system for the kind of transportation, then the cost will be defined as spot cost and cost will be assigned by the Execution Center

Please see inside OTM - Help option Glossary for more details and drill down on these subject.



imagination at work

Key terms

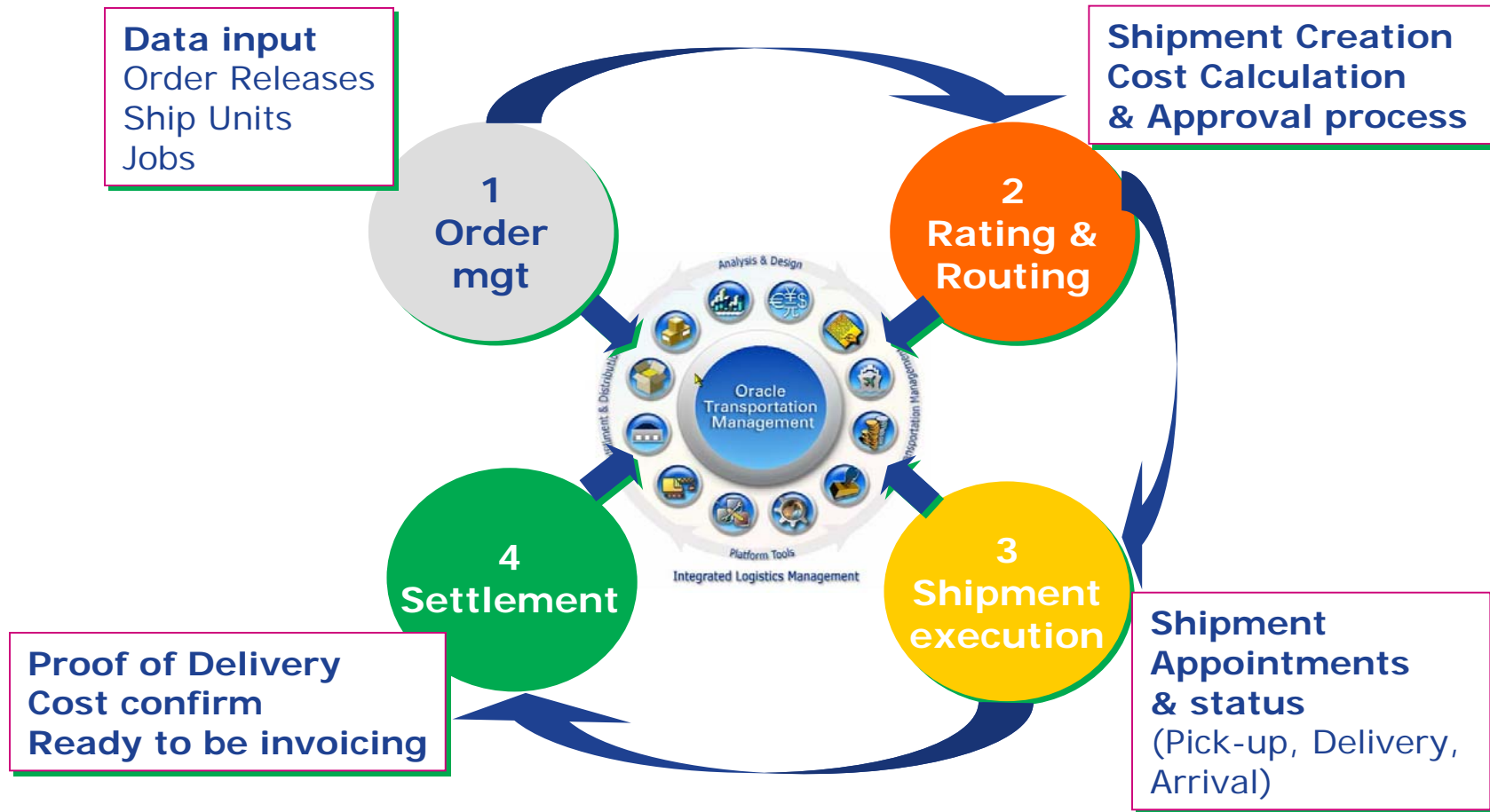
- **INBOUND**: shipment from external location to VG plant
- **OUTBOUND**: shipment from internal location to external (customer)
- **FARM-OUT**: subcontract work on material (from plant to supplier and vice versa)

2.0 Process and Solution overview

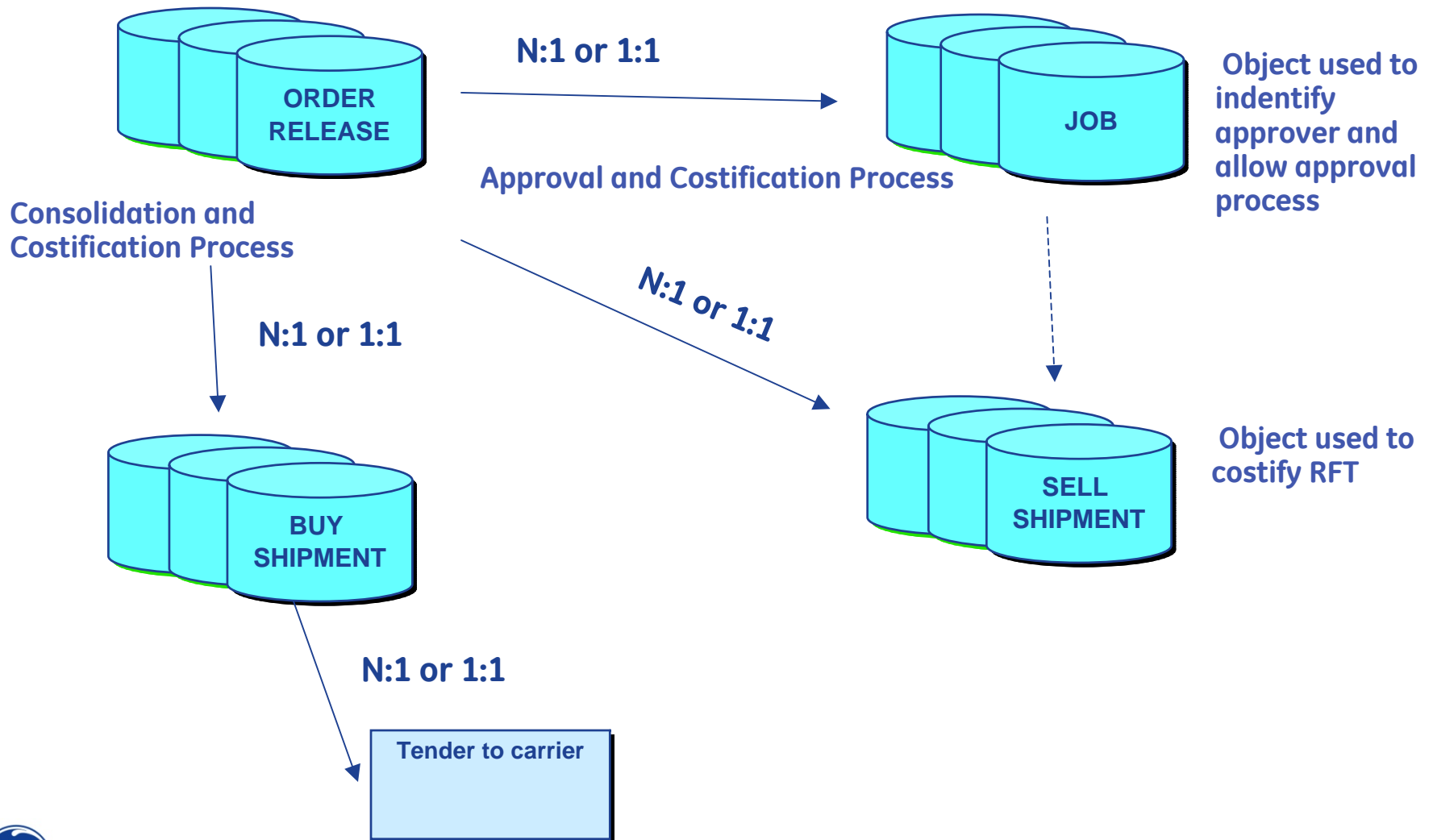


GE imagination at work

Process Overview



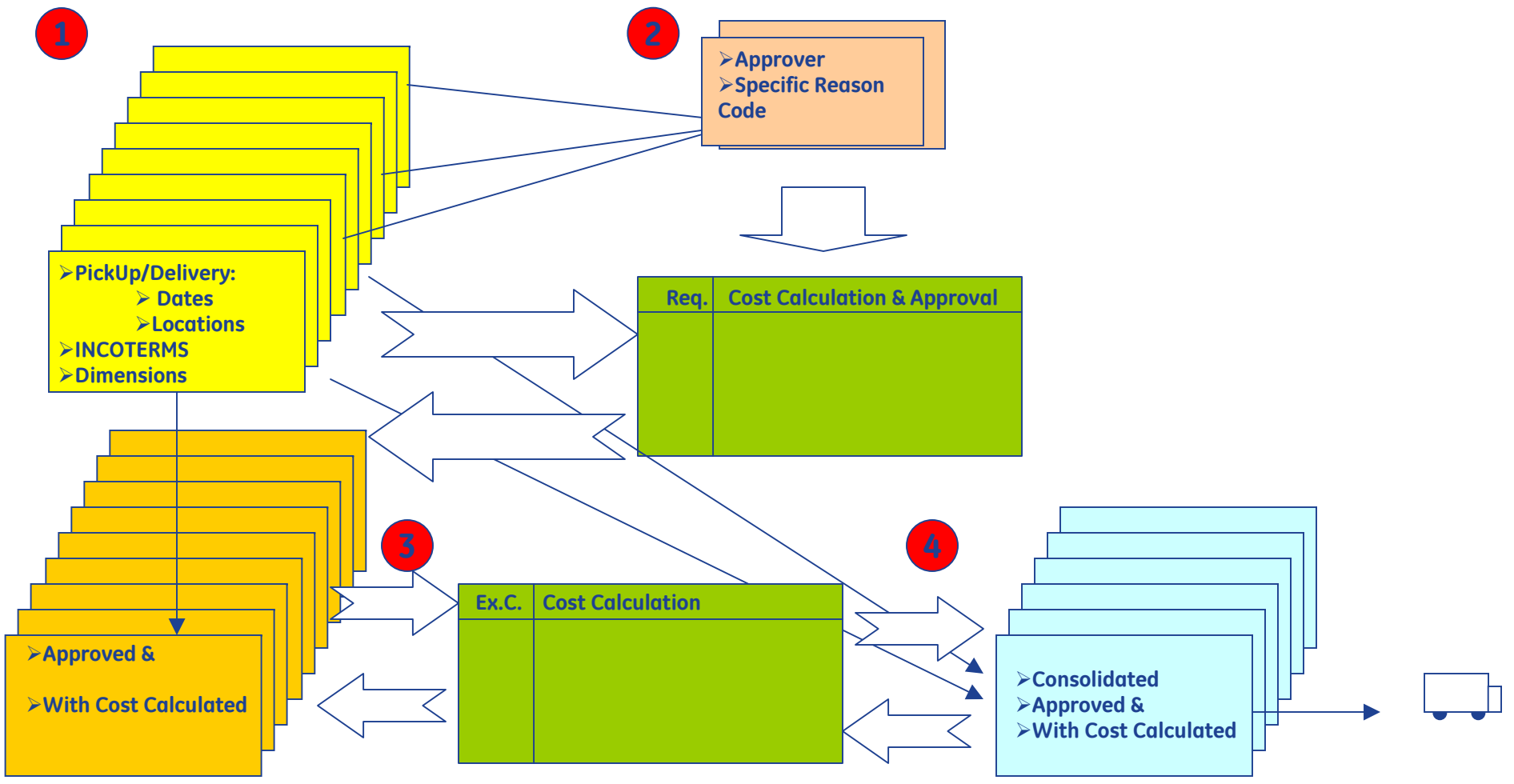
Relations between Key Objects in OTM



OTM Data Structure

Order Releases Definitions (Ship Items)

JOBs Definitions



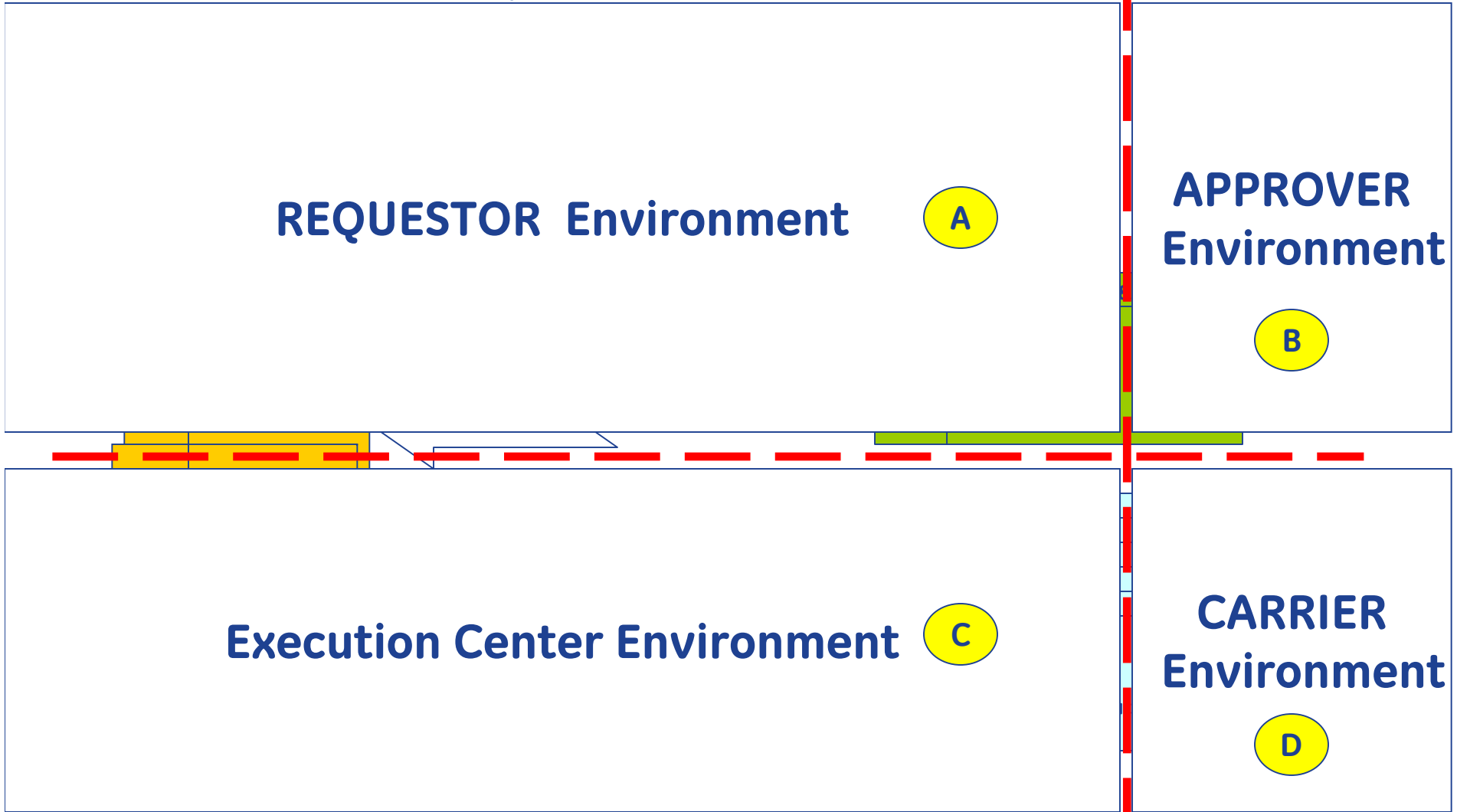
Sell Shipments (with Cost)

Buy Shipment (with Consolidated Cost)

OTM Users Relationship

Order Releases Definitions (Ship Items)

JOBs Definitions



Sell Shipments (with Cost)

Buy Shipment (with Consolidated Cost)

GE Oil & Gas, OTM Requestor

OTM Users /Roles Overview

Role	Description
REQUESTOR (GE)	Can create OR(s) in the system and change it's OR(s) only Can create JOB(s) from OR(s) to be sent in APPROVAL/COST Allocation This will create Sell Shipment with cost assigned, managed later by LEC
REQUESTOR (non GE)	Can create OR(s) in the system and change it's OR(s) only Can create JOB(s) from OR(s) to be sent in APPROVAL/COST Allocation This will create Sell Shipment with cost assigned, managed later by LEC
SUPER REQUESTOR	Can create OR(s) and change it and also OR(s) of other requestors Can create JOB(s) from OR(s) to be sent in APPROVAL/COST Allocation Able to view everything in OTM
APPROVER (GE)	Can read all JOB(s) Can approve/refuse only JOB(s) of his/her own competence for : <ul style="list-style-type: none"> • Standard COST(> 2000E) • Premium Transportation
Logistic Execution Centre (LEC)	Can access only SS created by COSTING Allocation Process of JOB(s); can assign SPOT Cost and create/manage TENDER(s) and create consolidated Buy Shipment to be assigned to CARRIER for Execution
GE Logistic Execution ADMIN (LEC)	Can access only SS created by COSTING Allocation Process of JOB(s); can assign SPOT Cost and create/manage TENDER(s) and create consolidated Buy Shipment to be assigned to CARRIER for Execution Able to confirm buy shipment ready to be invoiced
CARRIER	Can accept TENDER(s) from LEC and update cost and dates, uploading POD, Delivered action Can access / execute only BS of his/her own competence
ADMINISTRATOR	IM role for development and set up system
VIEWER	Able to view everything in OTM Not able to make action in OTM

Requestor's roles

Requestor Responsibility are :

- Manually create / Edit Order Releases with Order transportation request and details
- Manually create / edit LOCATIONS
- Manually create JOBS to associate one or many Order Releases to a JOB for APPROVAL Process
- Select an APPROVER in the list of First Level Approver for a JOB
- Start COST CALCULATION & APPROVAL for Order Release in a JOB
- Verify that APPROVAL Flow is correctly executed
- Provide when required REASON CODE on URGENCY / ALTERNATIVE COST etc.
- Manually REFUSE a job to :
 - Change a FIRST LEVEL APPROVER and RESUBMIT a JOB for APPROVAL
 - Change any detail in any of the associated Order Releases

Requestor's roles

Requestor Responsibility are: (continuation)

- DELETE/RECALL a JOB, delete all associated SELL Shipments to allow case below:
 - Change in any details in any Order Release
 - Cancel the JOB and/or DELETE Order Releases
- Verify at any time JOB Status and Order Release Transportation details
- Verify SELL Shipment and BUY Shipment status
- Talk with Execution Center Team to manage transport details & constrains (outside OTM System)

3.0 OTM Navigation



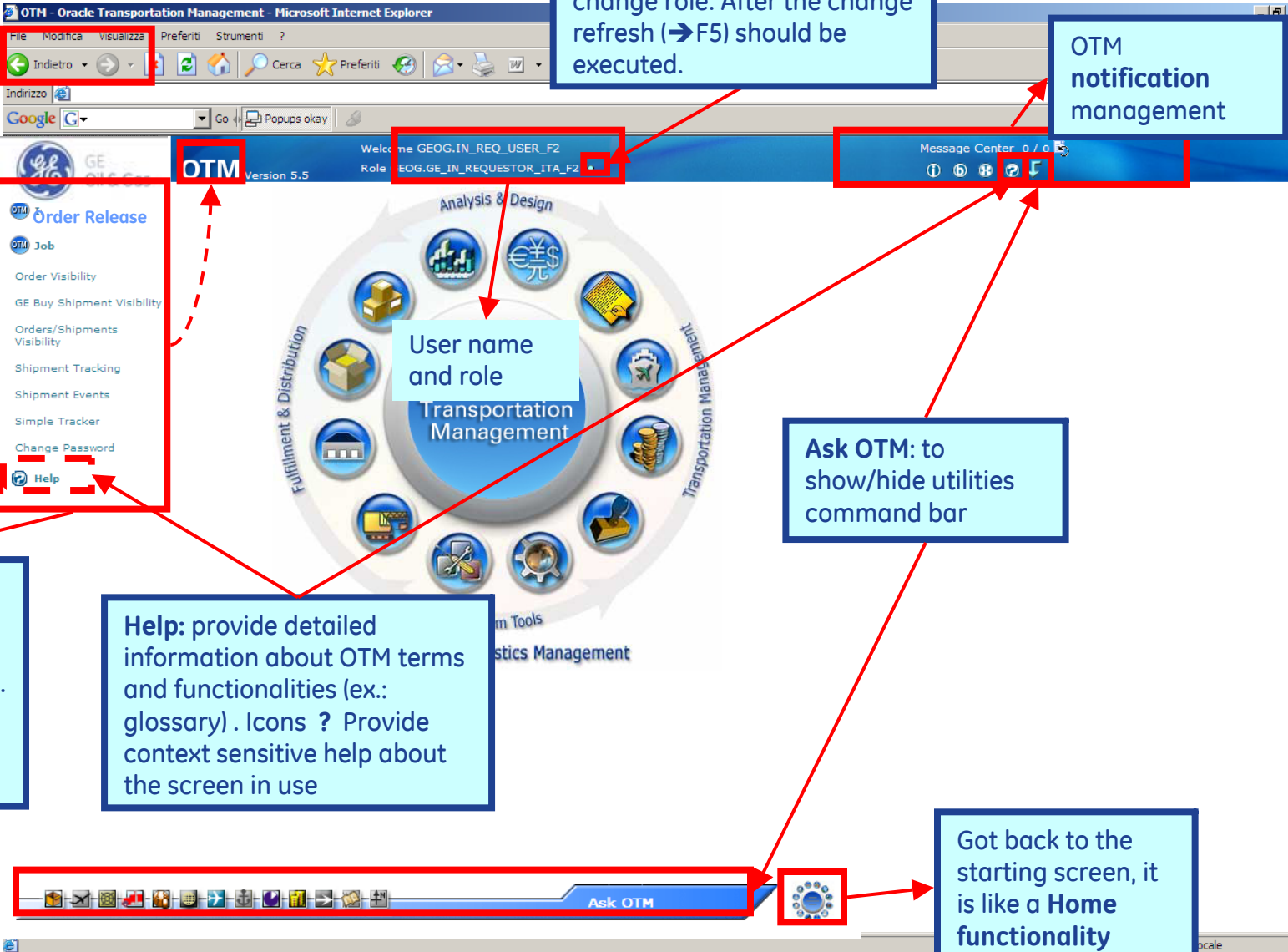
GE imagination at work

OTM Navigation

Use browser keys **Back** and **Forward** to navigate; use **SAVE** your data in creation mode

Change Role allows to change role. After the change refresh (→ F5) should be executed.

OTM notification management



Ask OTM: to show/hide utilities command bar

Application command bar: show user available functions. Can be enabled /disabled clicking on OTM

Help: provide detailed information about OTM terms and functionalities (ex.: glossary) . Icons ? Provide context sensitive help about the screen in use

Got back to the starting screen, it is like a **Home** functionality

OTM Navigation



OTM

Version 5.5

Welcome GEOG.IN_REQ_USER_F2

Role GEOG.GE_IN_REQUESTOR_ITA_F2

- OTM Order Release
- Order Release Location
- OTM Job
- Order Visibility
- GE Buy Shipment Visibility
- Orders/Shipments Visibility
- Shipment Tracking
- Shipment Events
- Simple Tracker
- Change Password
- Help

It is possible to enter multiple filters to better define the search parameters. Please pay attention to all fields in the search screen and in all other tabs.

Order Release Locations Status

Ship Unit Line Reference Number Qualifier

ALTERNATIVE ADDRESS
BOX NUMBER

Ship Unit Line Reference Number Value

Indicator

Early Pickup Date

Late Delivery Date

Insert Time

Total Gross Weight

Total Gross Volume

Total Ship Unit Count

Order Release Reference Number Qualifier

ALTERNATIVE ADDRESS
AO

Order Release Reference Number Value

Order Release ID

Job ID

Modify_Attempt

Delete_Attempt

The **SEARCH** Screen , with specific peculiarities, has the same layout and functionalities for all users and objects.

Search used to start a search command. OTM shows all objects matching the defined filters.

Search New Sort Order Lists Actions Export Saved Query: Exec

New to create a new object related to the search screen in processing (a new OR in this example)

OTM Navigation

Suggestions about search...

PO Number
Begins With

RDI

PoL

ShipRef

Father_PO
Begins With

Order Release ID
Begins With

Indicator

Release_Date
Same As

Early Pickup Date
November 2007 18:53 Use Time

Late Delivery Date

Insert Time

Used to run search by Indicator which shows the status of the objects

One Of and Not One Of: used to search one or more specific objects. In such case enter different object codes comma separated

To search objects by creation date

OTM Navigation

Suggestions about search...

The screenshot displays a search interface with several sections:

- Order Release**, **Locations**, and **Status** tabs at the top.
- A search bar with a calendar icon and a dropdown menu set to "Same As".
- Total Gross Weight**: A text input field, a unit dropdown set to "KG", an equals sign, and another dropdown.
- Total Gross Volume**: A text input field, a unit dropdown set to "CU M", an equals sign, and another dropdown.
- Total Ship Unit Count**: A text input field, an equals sign, and a dropdown.
- Order Release Reference Number Qualifier**: A text input field containing "PROJECT", with up and down arrow buttons.
- Order Release Reference Number Value**: A text input field and a dropdown menu set to "Begins With".
- Involved Party Qualifier**: A text input field, a dropdown menu set to "f", and a dropdown menu set to "Begins With".
- Involved Party Contact**: A text input field, a dropdown menu set to "f", and a dropdown menu set to "Begins With".

Used to select a **Qualifier** as search key below the search value can be entered

Used to search by **Involved Party** providing the qualifier and below the value (ex. To find all objects created by a Requestor insert Qualifier → Logistics Contact → the Requestor name)

OTM Navigation

Welcome GEOG.INREQUESTOR Message Center Unread: 1 Total: 2

OTM Version 5.5 Role: GEOG.IN_REQUESTOR_ITA View Messages Refresh Messages

Order Release **Total Found: 406** New View Edit Actions Replace Current Window

Pages 1 2 3 ... 17 ▶ | Selected Page: 0 Total: 0

<input checked="" type="checkbox"/>	+	ID	Order Release Name	Indicator	Modify Attempt	Delete Attempt	Total Gross Weight	Total Net Weight	Total Gro:
<input type="checkbox"/>	+	GEOG.S.437.5FI	S.437.5FI	○			15.00 KG	10.00 KG	
<input type="checkbox"/>	+	GEOG.S.1599.17.SUPP	S.1599.17.SUPP	○			1,100.00 KG	600.00 KG	
<input type="checkbox"/>	+	GEOG.S.300.12FI	S.300.12FI	○			18.00 KG	15.00 KG	
<input type="checkbox"/>	+	GEOG.S.1599.17.SUPP	S.1599.17.SUPP	○				600.00 KG	
<input type="checkbox"/>	+	GEOG.S.1519.1.LI	S.1519.1.LI	○				1,100.00 KG	
<input type="checkbox"/>	+	GEOG.S.1722.3.LI	S.1722.3.LI	○				1,824.00 KG	
<input type="checkbox"/>	+	GEOG.S.1722.6.LI	S.1722.6.LI	○				1,977.00 KG	
<input type="checkbox"/>	+	GEOG.S.1722.7.LI	S.1722.7.LI	○				911.00 KG	
<input type="checkbox"/>	+	GEOG.S.443.12FI	S.443.12FI	○			26.00 KG	21.00 KG	
<input type="checkbox"/>	+	GEOG.S.2758.1MAS	S.2758.1MAS	○			1,380.00 KG	1,140.00 KG	

OR ID structure:
 USERSSO-YYYY-MM-DD-xxxxx,
 xxxxx unique progressive number

OTM Navigation

Welcome GEOG.IN_REQ_USER_F2 Message Center 0 / 0
 Role GEOG.GE_IN_REQUESTOR_ITA_F2

OTM Version 5.5

Order Release Total Found: 24 [New] [View] [Edit] [Actions] [Replace Current Window]

Pages 1 Selected Page: 0 Total: 0 [Icons]

ID	Order Release ...	Indicator	Modify Attempt	Delete Attempt	Supplier Name	Source Location ID
GEOG.729004-2008-07-30-000008	MIXED	●			SIE SOLARI SPA	SIE SOLARI SPA 3570
GEOG.729004-2008-07-24-000007	INBOUND	●			SIE SOLARI SPA	SIE SOLARI SPA 3570
GEOG.729004-2008-07-24-000006	INBOUND	●			SIE SOLARI SPA	SIE SOLARI SPA 3570
GEOG.729004-2008-09-10-000031	INBOUND	●			SIE SOLARI SPA	SIE SOLARI SPA 3570
GEOG.729004-2008-09-10-000030	INBOUND	●			SIE SOLARI SPA	SIE SOLARI SPA 3570
GEOG.558044-2008-09-11-000001	INBOUND	●			SIE SOLARI SPA	SIE SOLARI SPA 3570
GEOG.729004-2008-07-08-000002	INBOUND	●			N.C.M. S.R.L. 558044	N.C.M. S.R.L. 7274
GEOG.100554-2008-07-11-000003	INBOUND	■			SIE SOLARI SPA	SIE SOLARI SPA 3570
GEOG.100554-2008-07-11-000004	INBOUND	■				
GEOG.937134-2008-08-21-000002	INBOUND	○			HILLIARD CO.	HILLIARD CO. 2978
GEOG.937754-2008-09-10-000001	INBOUND	○			BRUSH HMA B.V. 937754	BRUSH HMA B.V. 2986
GEOG.729004-2008-08-01-000011	INBOUND	○			SIE SOLARI SPA	SIE SOLARI SPA 3570
GEOG.729004-2008-07-31-000010	INBOUND	○				
GEOG.517984-2008-08-05-000001	INBOUND	○				
GEOG.100554-2008-07-22-000005	INBOUND	○				
GEOG.937754-2008-09-15-000002	INBOUND	○			BRUSH HMA B.V. 937754	BRUSH HMA B.V. 2986

[Export] Lists Saved Query: [] Execute Query

Indicator: shows the step/status of the related object

Export: to export to Excel data of the selected lines

Replace Current Window: Always Open in New Window, Always Open in Same Window

Manage Windows: to work with a single windows; open a new window for each step or keep fix main screen and change working screen only

OTM Navigation

New : to create a new object;
View : to show details of selected object(s);
Edit : to edit information of selected object(s)
Action: to execute a specific Action on selected object(s)

Smart Links: selecting an object and then right mouse click to show the list of all related information direct links. For ex.: Related OR, OB or Shipment; Related Remarks; Related Reference Numbers; etc.

The screenshot displays the OTM application interface. At the top, there is a header with 'OTM' and 'Order Release' on the left, and 'Message Center 0 / 0' on the right. Below the header is a toolbar with buttons for 'New', 'View', 'Edit', and 'Actions', which are highlighted with a red box. To the right of the toolbar is a 'Replace Current Window' dropdown menu. Below the toolbar is a 'Search Criteria' field. The main area contains a data table with columns: ID, Order Release, Indicator, Modify Attempt, Delete Attempt, Supplier Name, Source Location ID, and De. The table lists various order release records. A context menu is open over the row with ID 'GEOG.729004-2008-07-24-000006'. The menu items are: Smart Links (highlighted with a red box), Edit, Export, View, Documents, Full Audit, Related Buy Shipments, Track and Trace, View Related Jobs, View Related Reference Numbers, and View Related Remarks. A red arrow points from the 'Smart Links' text box to the 'Smart Links' option in the context menu. At the bottom of the interface, there is a 'New Query', 'Refine Query', 'Export', 'Lists', 'Saved Query:' dropdown, and 'Execute Query' button.

Pages 1	Selected Page: 0	Total: 0	ID	Order Release ...	Indicator	Modify Attempt	Delete Attempt	Supplier Name	Source Location ID	De
<input checked="" type="checkbox"/>	+		GEOG.729004-2008-07-30-000006	MIXED	●			SIE SOLARI SPA	SIE SOLARI SPA 3570	NL
<input type="checkbox"/>	+		GEOG.729004-2008-07-24-000007	INBOUND	●			SIE SOLARI SPA	SIE SOLARI SPA 3570	NL
<input type="checkbox"/>	+		GEOG.729004-2008-07-24-000006	INBOUND	●			SIE SOLARI SPA	SIE SOLARI SPA 3570	GE
<input type="checkbox"/>	+		GEOG.729004-2008-07-24-000006	INBOUND	●			SIE SOLARI SPA	SIE SOLARI SPA 3570	NL
<input type="checkbox"/>	+		GEOG.729004-2008-07-24-000006	INBOUND	●			SIE SOLARI SPA	SIE SOLARI SPA 3570	NL
<input type="checkbox"/>	+		GEOG.558044-2008-07-24-000006	INBOUND	●			N.C.M. S.R.L. 558044	N.C.M. S.R.L. 7274	NL
<input type="checkbox"/>	+		GEOG.729004-2008-07-24-000006	INBOUND	●			SIE SOLARI SPA	SIE SOLARI SPA 3570	GE
<input type="checkbox"/>	+		GEOG.100554-2008-07-24-000006	INBOUND	■			BALCKE DURR ITALIAN...	BALCKE DURR ITALIAN...	GE
<input type="checkbox"/>	+		GEOG.100554-2008-07-24-000006	INBOUND	■			BALCKE DURR ITALIAN...	BALCKE DURR ITALIAN...	GE
<input type="checkbox"/>	+		GEOG.729004-2008-07-24-000006	INBOUND	○			SIE SOLARI SPA	SIE SOLARI SPA 3570	NL
<input type="checkbox"/>	+		GEOG.729004-2008-07-24-000006	INBOUND	○			SIE SOLARI SPA	SIE SOLARI SPA 3570	NL
<input type="checkbox"/>	+		GEOG.937134-2008-07-24-000006	INBOUND	○			HILLIARD CO.	HILLIARD CO. 2978	NL
<input type="checkbox"/>	+		GEOG.937134-2008-07-24-000006	INBOUND	○			HILLIARD CO.	HILLIARD CO. 2978	NL
<input type="checkbox"/>	+		GEOG.937754-2008-07-24-000006	INBOUND	○			BRUSH HMA B.V. 937754	BRUSH HMA B.V. 2986	NL
<input type="checkbox"/>	+		GEOG.729004-2008-07-24-000006	INBOUND	○			SIE SOLARI SPA	SIE SOLARI SPA 3570	==
<input type="checkbox"/>	+		GEOG.729004-2008-07-31-000010	INBOUND	○			SIE SOLARI SPA	SIE SOLARI SPA 3570	==
<input type="checkbox"/>	+		GEOG.517984-2008-08-05-000001	INBOUND	○			ELETTROMECCANICA ...	ELETTROMECCANICA ...	NL
<input type="checkbox"/>	+		GEOG.100554-2008-07-27-000026	INBOUND	○			BALCKE DURR ITALIAN...	BALCKE DURR ITALIAN...	GE
<input type="checkbox"/>	+		GEOG.100554-2008-07-27-000025	INBOUND	○			BALCKE DURR ITALIAN...	BALCKE DURR ITALIAN...	GE
<input type="checkbox"/>	+		GEOG.100554-2008-07-24-000006	INBOUND	○			BALCKE DURR ITALIAN...	BALCKE DURR ITALIAN...	GE
<input type="checkbox"/>	+		GEOG.100554-2008-07-22-000005	INBOUND	○			BALCKE DURR ITALIAN...	BALCKE DURR ITALIAN...	GE
<input type="checkbox"/>	+		GEOG.937754-2008-09-15-000002	INBOUND	○			BRUSH HMA B.V. 937754	BRUSH HMA B.V. 2986	NL
Total										

OTM Navigation

Indicator and Status

- Order Releases:

WHITE → New: OR created but not the Buy Shipment

GREEN → Planned-Final: Buy Shipment has been created

GREEN → Executed-Final: Buy Shipment has been tendered

Yellow → Planned-Unassign: OR deleted from Buy Shipment

RED → Planned-Failed: planning error (date, Location, Incoterms, etc)

- Buy Shipment:

WHITE → Not Started: created Buy Shipment but Tender not yet executed

Yellow → Tendered: Tender executed waiting for carrier answer

GREEN → Accepted: Tender executed and also carrier Accept

RED → Withdrawn: Tender retired from LEC

RED → No Resources: Tender executed but Decline from carrier

OTM Navigation

The screenshot displays the OTM Order Manager interface. At the top, a blue header bar contains the text "Welcome GEOG.IN_REQ_USER_F2" and "Role GEOG.GE_IN_REQUESTOR_ITA_F2". Below this, the "Order Manager" section shows "1 of 1" records and buttons for "New", "Finished", and "Actions". A red box highlights a row of tabs: "Order Release", "Ship Unit", "Line Item", "Involved Parties", and "Other Attributes". A red arrow points from the "Order Release" tab to a text box that reads: "Using Edit for an object all possible fields are visible and usable subdivided by different tab. To move from one tab to the next there is a specific button or user can click directly on required tab." Below the tabs, the form displays various fields for an order release, including "Order Release ID", "Order Base ID", "Early Pickup Date", "Late Delivery Date", "Source Location", and "Destination Location Name". At the bottom left, a red box highlights the "Top" and "Ship Unit" buttons. A red arrow points from the "Top" button to a text box that reads: "Top: to go to the beginning of the form".

OTM Navigation

Welcome GEOG.IN_REQ_USER_F2
Role GEOG.GE_IN_REQUESTOR_ITA_F2

OTM Version 5.5

Order Manager

Previous 2 of 3 Next Finished Actions

Order Release Ship Unit Line Item Involved Parties Other Attributes

Order Release ID 729004-2008-07-24-000007
Order Base ID 729004
* Early Pickup Date 02-07-2008 16:47:00
* Late Delivery Date 31-07-2008 16:47:00

* Release Attribute

A specific counter is shown when an EDIT command is used on many selected objects; this counter enable to move between other objects via **Previous** and **Next** button without the need to exit back and forward each time.

Order Manager

Previous 2 of 3 Next Finished

Smart Links ? X

Order Release Ship Unit Line Item Involved Parties

Order Release ID 729004-2008-07-24-000007
* Release Attribute

Documents
Full Audit
Related Buy Shipments
Track and Trace
View Related Jobs
View Related Reference Num
View Related Remarks

02-07-2008 16:47:00
* Late Delivery Date

Smart Links: click on this icon to show a list of direct link to related information. The list will be different based on the object under execution.

Close Smart Links

Help inside Smart Links

OTM Navigation

Reference Numbers: in this section the field **Reference Number Qualifier** contains a list of additional information that will be added automatically during the process while others are manually added by the Requestor. This list of additional information is different object by object.

The screenshot shows a web interface for managing reference numbers. At the top left, a tab labeled "Reference Numbers" is highlighted with a red box. Below it, there are two input fields: "Reference Number" and "* Reference Number Qualifier", both also highlighted with red boxes. The "Reference Number Qualifier" field has a dropdown arrow and a small 'V' icon. Below these fields is a table with the following data:

Reference Number	* Reference Number Qualifier
01/08/2007	CONTRACTUAL DATE
N/A	ITEM_DESCRIPTION
1102198	JOB NUMBER
439442397	PO
001	PO SHIPMENT ID
01/08/2007	READY TO SHIP DATE

At the bottom right of the table, there is a "Save" button and a vertical column of icons for editing and deleting each row. A legend box explains these icons:

- Save** : to save changes on data ;
- Delete** : to delete the corresponding line;
- Edit** : to edit the related fields value

OTM Navigation

Underlined values are active fields that if selected enable to open the related object.

* **Source Location ID**
FONDERIE SABIEM SPA 0000020

Field marked as * are mandatory for OTM (they are not all the mandatory field for the process); those marked with * flags fields that if compiled make qualifier mandatory.

Show a **list of values** to populate the field

v: to show details of the associated field

* Involved Party Contact <input type="text"/>	Communication Method <input type="text"/>	* Involved Party Qualifier <input type="text"/>
---	---	---

This icon has 4 functions:
f (find): to run a search;
v (view): to see the detail of the value in the field;
l (list): to see the complete list of values usable for the field. If a character is entered the list is limited to the values starting with that character. Also if entering some characters (at least 3) shows the list of corresponding element, except if the list is too heavy;
n (new): to add new value to the list of value of the corresponding field (Administrator functionality only)

Plan From Location ID

0000020



OTM Navigation

Order Manager 1 of 1 **Finished** Actions

Order Release | Ship Unit | Line Item | Involved Parties | Other Attributes

ID	Transport Handling Unit	Flexible Commodity Qualifier	Commodity Code	Order Release Equipment ID	Ship Unit Count	Gross Weight per Ship
135127-2008-08-28-000001-001	CAGE				1	1.0

Packaged Item ID	Total Package Count	Total
VTR02521		1

New Ship Unit

Top **Line Item**

When in **Edit** mode it is required to execute a **Save** of each single form modified to save changes. Where available, the **Finished** command should be used to save & close the screen, differently changed data will not be saved.

OTM Navigation

The screenshot shows the OTM Version 5.5 interface. At the top, it displays 'Welcome GEOG.BRACALI', 'Message Center Unread: 0', and 'Total: 0'. Below this is a navigation bar with 'New', 'View', 'Edit', 'Delete', and 'Actions' buttons. The main area shows a table of 'Order Release' data with columns: ID, PO Number, RDL, PoL, ShipRef, Total Item., Ready To Ship, and Early Pickup. A 'Selected' filter is active on the left. Callout boxes provide instructions for various actions: 'Select All' (checkbox), 'SAVE' (disk icon), 'UNDO' (undo icon), 'Mass Update' (update icon), and sorting by clicking column headers.

Select All: to select all lines

SAVE: to save data entered/modified in the list screen

UNDO: to undo changes, if not yet saved

Mass Update: to apply a change on all selected lines with a single command. To change a single field on a single line user can click on that field and enter the value. In any case a SAVE should be executed at the end to save the changes.

Clicking on any column name OTM sorts data in ascending or descending order based on that field values.

9.0 OTM Report Portal



GE imagination at work

OTM Report Portal

This command provides at any time detailed information about all the possible REQUESTOR objects, like :

- JOBs
- Sell Shipments
- Buy Shipments

providing information about the contents, the status of the object, who is in charge of the objects in case of JOBs etc.

These information are always the most updated based on various transaction that can be applied to various objects.

For each object the user can enter any part of the ID to identify the final object to be analyzed. Next screen shows the main screen used to select the objects for which data should be retrieved.

After data are shown they can also be exported to excel file.

OTM Report Portal

ORACLE

OTM Version 5.5

Welcome OGVG.105027684

Role OGVG.REQUESTOR_VG

Message Center 0 / 0

BPEL_QA_VG

Analysis & Design

OTM Report Portal

OTM Job Report

OTM Sell Shipment Report

OTM Buy Shipment Report

Transportation Management

Platform Tools

Integrated Logistics Management

Order Release

Location Manager

OTM Job

GE Jobs

GE Jobs Approved

GE Jobs Not Approved

GE Jobs Refused

OTM Report Portal


Change Password

Help

Help

OTM Report Portal

BPEL_QA_VG

 **OTM Report Portal**

OTM Job Report

Please, fill in the Job ID and push the Send button.

Job ID:

OTM Sell Shipment Report

Please, fill in the Sell Shipment ID and push the Send button.

Sell Shipment ID:

OTM Buy Shipment Report

Please, fill in the Buy Shipment ID and push the Send button.

Buy Shipment ID:

Integrated Logistics Management

OTM Report Portal - JOB

OTM Job Report

Please, fill in the Job ID and push the Send button.

Job ID:

Transportation

OTM Sell Ship

OTM Buy Ship

Job Report

Job:	-ORDER-04616					
Job creation date:	03-FEB-2009					
Job requestor SSO:	105027684					
Job requestor name:	ANDREA BARDELLI					
Job first level approver:	NO01-APPROVER1					
Job first level approver name:	NO01-APPROVER1 NO01-APPROVER1					
Current approver group:						
Current approver description:						
Status:	Need rework from Exec.Center					
Owner:	Exec. Center					
Job approval history:	Not available					
Order release	Early pickup date	Late delivery date	Shipment	Type	Shipment owner	Shipment creation date
20090203-000092	04-FEB-2009	18-FEB-2009	0109863	SELL		03-FEB-2009
20090203-000095	09-FEB-2009	17-FEB-2009	0109863	SELL		03-FEB-2009

[Export](#) | [Home](#)



OTM Report Portal - JOB

Job Report

Job:	-ORDER-04616
Job creation date:	03-FEB-2009
Job requestor SSO:	105027684
Job requestor name:	ANDREA BARDELLI
Job first level approver:	NO01-APPROVER1
Job first level approver name:	NO01-APPROVER1 NO01-APPROVER1
Current approver group:	
Current approver description:	
Status:	Need rework from Exec.Center
Owner:	Exec. Center
Job approval history:	Not available

Order release	Early pickup date	Late delivery date	Shipment	Type	Shipment owner	Shipment creation date
20090203-000092	04-FEB-2009	18-FEB-2009	0109863	SELL		03-FEB-2009
20090203-000095	09-FEB-2009	17-FEB-2009	0109863	SELL		03-FEB-2009

[Export](#) [Home](#)

A	B	C	D	E	F	G	H	I	J
Job	Job creation date	Job requestor SSO	Job requestor name	Job first level approver	Job first level approver name	Current approver group	Current approver description	Status	Owner
-ORDER-04616	03-FEB-2009	105027684	ANDREA BARDELLI	NO01-APPROVER1	NO01-APPROVER1 NO01-APPROVER1			Need rework from Exec.Center	Exec. Center
-ORDER-04616	03-FEB-2009	105027684	ANDREA BARDELLI	NO01-APPROVER1	NO01-APPROVER1 NO01-APPROVER1			Need rework from Exec.Center	Exec. Center

OTM Report Portal – Sell Shipment

Sell Shipment Report

Please, fill in the Sell Shipment ID and push the Send button.

Sell Shipment ID:

[Export](#) | [Home](#)

Sell Shipment Report

Sell shipment:	0113812
Sell shipment owner:	
Sell shipment owner name:	
Sell shipment status:	SHIPMENT_APPROVAL_APPROVED
Source location:	H.E.G. SRL 32561
Source location city:	MARESCA PT - ITALY
Dest. location:	NUOVO PIGNONE FIRENZE. 32884
Dest. location city:	FIRENZE - ITALY

Job	Job requestor	Job requestor name	Job first level approver	Job first level approver name	Order release	Early pickup date	Late delivery date
-ORDER-06410	PAOFE	PAOLA P FERRARI	105705624	LEONARDO LIGGI	101433-2008-12-16-000078	16-DEC-2008	23-DEC-2008

[Export](#) | [Home](#)

OTM Report Portal – BUY Shipment

Buy Shipment Report	
Please, fill in the Buy Shipment ID and push the Send button.	
Buy Shipment ID:	<input type="text" value="0113843"/>
<input type="button" value="Reset"/> <input type="button" value="Send"/>	

[Export](#) | [Home](#)

Buy Shipment Report

Buy shipment:	0113843						
Buy shipment owner:							
Buy shipment owner name:							
Buy shipment status:	SECURE RESOURCES_ACCEPTED						
Buy shipment approval status:	SHIPMENT_APPROVAL_APPROVED						
Source location:	H.E.G. SRL 32561 - MARESCA PT - ITALY						
Dest. location:	NUOVO PIGNONE FIRENZE. 32884 - FIRENZE - ITALY						
Pickup appointment:	16-DEC-2008 11:10 CET						
Delivery appointment:	23-DEC-2008 11:10 CET						
Pickup:	16-DEC-2008						
Delivered:							
Arrived:							
Job	Job requestor	Job requestor name	Job first level approver	Job first level approver name	Order release	Early pickup date	Late delivery date
-ORDER-06410	PAOFE	PAOLA P FERRARI	105705624	LEONARDO LIGGI	101433-2008-12-16-000078	16-DEC-2008	23-DEC-2008

OTM Report Portal – Secondary Charge Shipment

Buy Shipment Report

Please, fill in the Buy Shipment ID and push the Send button.

Buy Shipment ID: **SERVPROV.100012**

OTM Version 5.5

Welcome OGVG.CBALDUCCI

Role OGVG.REQUESTOR_VG

Message Center 0 / 0

BPEL_DEV_VG

OTM Report Result

Analysis & Design

Order Release

Location Manager

OTM Job

GE Jobs

GE Jobs Approved

GE Jobs Not Approved

GE Jobs Refused

OTM Report Portal

Change Password

Help

Contacts

Buy Shipment Report

[Export](#) | [Home](#)

Buy shipment:	SERVPROV.0100012
Buy shipment type:	SECONDARY CHARGE (ORIGINAL SHIPMENT: 0109967)
Buy shipment owner:	
Buy shipment owner name:	
Buy shipment status:	SECURE RESOURCES_ACCEPTED
Buy shipment approval status:	
Source location:	NUOVO PIGNONE FI RICASOLI ARE GLS2519 - FIRENZE - ITALY
Dest. location:	NUOVO PIGNONE MASSA AREA COSM GLS2525 - MASSA CARRARA - ITALY
Pickup appointment:	
Delivery appointment:	
Pickup:	
Delivered:	
Arrived:	

Job	Job requestor	Job requestor name	Job first level approver	Job first level approver name	Order release	Early pickup date	Late delivery date
-ORDER-04669	500787639	GRAZIELLA LA SPINA	DK01-APPROVER1	DK01-APPROVER1 DK01-APPROVER1	20090209-000192	10-FEB-2009	24-FEB-2009

[Export](#) | [Home](#)