

User Manual - HD-EXT-HSL



HDMI 3D-READY UTP EXTENDER OVER ONE CAT5 ACTIVE BOX STYLE



How to install, set up and use your new products

Introduction

Extends HDMI signal up to 200 feet @1080/60i or 150 feet @ Blu-ray 1080/60p over one 24 AWG Solid Wire Cat5/6 cable.

Features

- Extends transmission up to 200 ft @1080/60i or 150 ft @ Blu-ray 1080/60p
- Supports up to 7.1-Channel surround sound audio dts-HD, Dolby True-HD signals
- Adjustable 8-level EQ control to obtain best image quality on receiver
- EDID learning ability on transmitter on active application
- 3D-Ready and HDCP compliant
- Transmitter: 1xHDMI input/1xRJ45 output, HDMI output for local display/AC DC power
- Receiver: 1xRJ45 input/1xHDMI output/AC DC Power

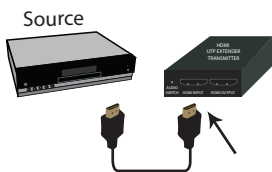
Package Contents

- Transmitter
- Receiver
- (2) Screw Type Power Adapter
- (1) Screwdriver
- (4) Surface mount bracket
- (1) User manual

Installation

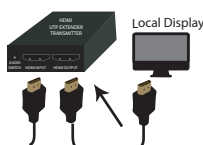
Step 1.

Connect the HDMI input on transmitter to the source using HDMI cable



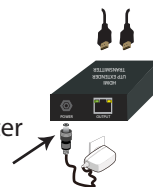
Step 2.

Connect HDMI local output to local display



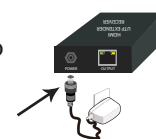
Step 3.

Connect power to transmitter



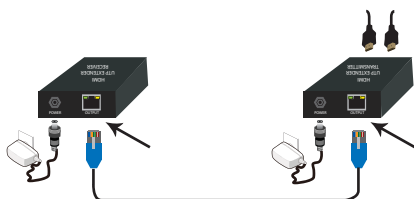
Step 4.

Connect power to receiver



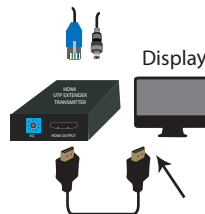
Step 5.

Connect receiver to transmitter using one Cat5/6 cable



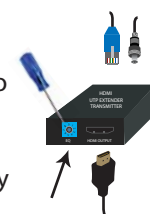
Step 6.

Connect the HDMI output on receiver to HDMI display using HDMI cable



Step 7.

Use screwdriver to adjust EQ on receiver to obtain best image quality



Safety Information

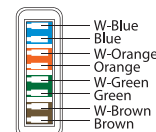
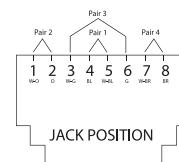
- To reduce the risk of electric shock, do not expose this product to rain or moisture.
- Operate this product using only the included external power supply. Use of other power supplies could impair performance, damage the product, or cause fire.
- Use only recommended accessories to avoid fire, shock or other hazards.
- Unplug this product before cleaning. Use a damp cloth for cleaning. Do not use cleaning fluids or aerosols, which could enter the unit and cause damage, fire or electrical shock.
- Do not attempt to service this unit. Instead, disconnect it and contact your Authorized Reseller or technician.

Warranty

We warrant our manufactured products and assemblies for a period of one year from time of purchase. These products are warranted against defects in workmanship or materials under normal use. We cannot warranty our products in case of misuse, acts of God, or consequential damage. Alteration of product cancels all warranties. Under no circumstances will we be responsible for any damage beyond the replacement cost of the defective merchandise. We reserve the right to repair or replace any products that are returned under warranty. Products distributed by us carry the warranty of the respective manufacturer only. Goods manufactured by us to meet Buyer's instructions, specifications or requirements are subject to a plus or minus deviation of five percent (5%) in quantity. This warranty applies to the original purchaser only and is not transferable. This limited warranty covers normal use. The limited warranty does not cover damage incurred during shipment, caused by impact with other objects, dropping, immersion in liquid; service by anyone other than us, use not in accordance with instructions, accident, abuse, misuse, natural disasters such as flood, fire, earthquake or lightning, power surges and problems caused by use of power supplies not supplied by us. Warranty coverage will not apply in the event the serial number or brand-name has been removed, altered or defaced. EXCEPT AND TO THE EXTENT EXPRESSLY SET FORTH ABOVE, THERE ARE NO WARRANTIES, EXPRESS OR IMPLIED, INCLUDING, BUT NOT LIMITED TO, ANY WARRANTIES OF MERCHANTABILITY OR FITNESS FOR A PARTICULAR PURPOSE AND WE EXPRESSLY DISCLAIM ALL WARRANTIES NOT STATED HEREIN. Some states do not allow the exclusion of implied warranties or limitations on how long an implied warranty lasts, so the above limitation may not apply to you. This warranty gives you specific legal rights, and you may also have other rights that vary from state to state.

Wiring Information

Conductor Identification	RJ45 Pin Assignment	Color code for conductor
Pair 1	5	White-Blue
	4	Blue
Pair 2	1	White-Orange
	2	Orange
Pair 3	3	White-Green
	6	Green
Pair 4	7	White-Brown
	8	Brown



Color code on the back of the wall plate



L-com Global Connectivity
45 Beechwood Drive
North Andover, MA 01845
Tel: Toll Free 1-800-341-5266
Tel: 1-978-682-6936