
ISA Backplane with 4-Slots (ISA x 4)

BPS-0411 User's Manual

CONTEC CO., LTD.

Description

BPS-0411 is the Backplane board which has the 4 ISA slots.

Package Contents

- The BPS-0411 Backplane Board
- This User's Manual
- ATX Control 6pin Cable

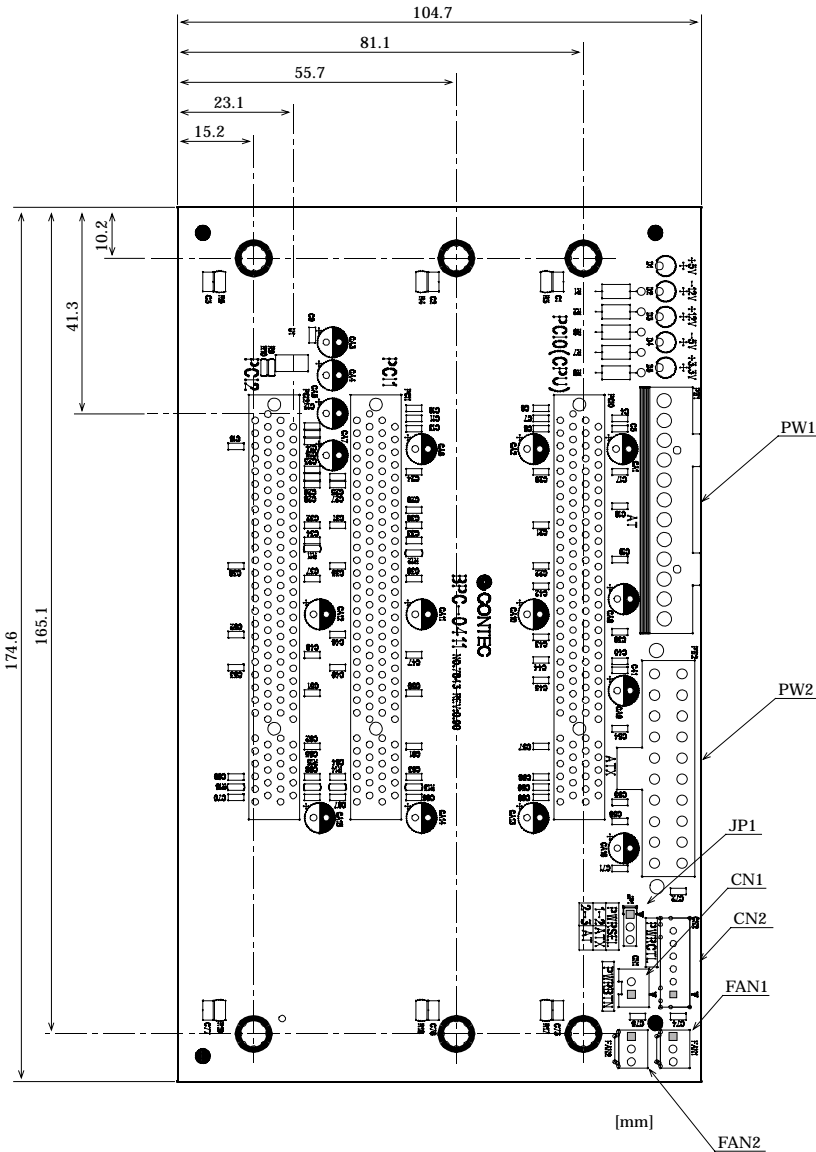
Features

- 4 ISA bus slots
- Support for ATX and AT compliant power supply.

Specifications


Item	Specification
Correspondence bus	ISA Bus
Number of slots *1	ISA bus slot(ISA-1 - ISA-4) x4
Supply power	+5VDC, -5VDC, +12VDC, -12VDC
Operating conditions	0 - 60 °C , 10 - 90% RH(No condensation)
Storage conditions	-20 - 70 °C
Floating dust particles	Not to be excessive
Corrosive gases	None
Major dimensions (mm)	104.7(W) x 174.6(D)
Weight	174 g
Installable chassis	FA-UNIT-M4BE, FA-UNIT-H4BE

Board Dimension



Jumper Setting and Connectors

AT Power Supply Connector: PW1

	Pin No.	Function
	1	Power Good
	2	+5V
	3	+12V
	4	-12V
	5	GND
	6	GND
	7	GND
	8	GND
	9	-5V
	10	+5V
	11	+5V
	12	+5V

Suitable Housing : GTC6P-1(correspond)
 Suitable Contact : PCK18-2TR9(correspond)
 Maker : BURNDY

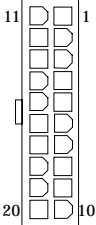
Option Cable
 (One side is solder disposal.)
 Model : PCA-6P2 CONTEC
 Cable length 36cm(AWG#18), two

ATX Power Supply Connector: PW2

When used with an ATX-compliant power supply that supports remote power on/off, the CPU card can turn off the system power through software control.

To enable soft-off control in software, advanced power management must be enabled in the Setup program and in the operation system. When the system BIOS receives the correct APM command from the operating system, the BIOS turns off power to the computer.




With soft-off enabled, if power to the computer is interrupted by a power outage or a disconnected power cord, when power resumes, the computer returns to the power state it was in before power was interrupted (on or off).

	Pin No.	Function	Pin No.	Function
	11	+3.3V	1	N.C.
	12	-12V	2	N.C.
	13	GND	3	GND
	14	PON	4	+5V
	15	GND	5	GND
	16	GND	6	+5V
	17	GND	7	GND
	18	-5V	8	Power Good
	19	+5V	9	+5VSBY
	20	+5V	10	+12V

Suitable Housing : 39-01-2200 (correspond)
 Suitable Contact : 5556 (correspond)
 Maker : Molex







System FAN Connector: FAN1 / FAN2

FAN1 and FAN2 are 3-pins header for the system cooling fan power connector. The fan must be a 12V fan. Pin 2 is for +12V power supply.

FAN1 / FAN2	Pin No.	Function
1 	1	N.C.
2 	2	+12V
3 	3	GND



Suitable Housing : 22-01-1034 (correspond)
 Suitable Contact : 08-70-0057 (correspond)
 Maker : Molex

ATX Power Control Connector: CN2(PWRCTL)

CN2	Pin No.	Function
6 	6	+5V SBY
5 	5	PSOUT
4 	4	GND
3 	3	PBTN-IN
2 	2	GND
1 	1	N.C.




Suitable Housing: XHP-6 (correspond)
 Suitable Contact : SXH-001T-P0.6 (correspond)
 Maker : JST

ATX Power Button connector: CN1(PWRBTN)

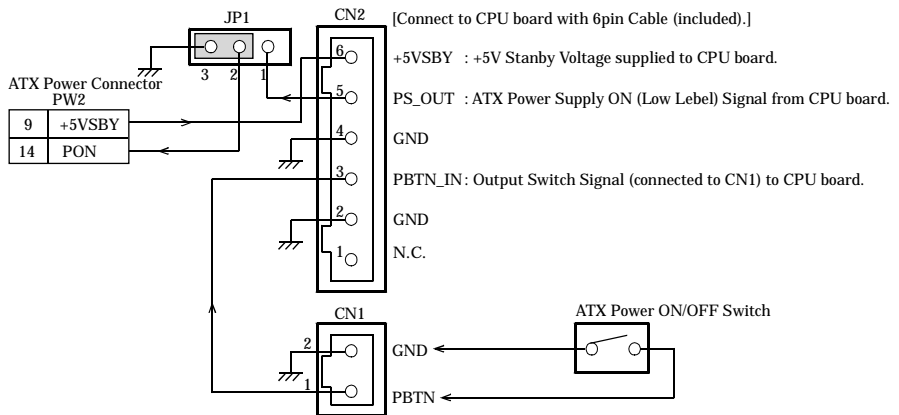
CN1	Pin No.	Function
1 	1	PBTN
2 	2	GND

Suitable Housing : XHP-2 (correspond)
 Suitable Contact : SXH-001T-P0.6 (correspond)
 Maker : JST

ATX Power ON: JP1

JP1	Pin No.	Function
1 	1	PSOUT
2 	2	PBIN
3 	3	GND

2-3 Short : Disable ATX power control and set the
 ATX Power Supply ON always by push
 switch
 (use as AT Power Supply).(Default))
 1- 2 Short : Enable ATX Power Control by push
 switch

Connector Block Drawing

Copyright

Copyright 2005 CONTEC CO., LTD. ALL RIGHTS RESERVED

No part of this document may be copied or reproduced in any form by any means without prior written consent of CONTEC CO., LTD.

CONTEC CO., LTD. makes no commitment to update or keep current the information contained in this document. The information in this document is subject to change without notice.

All relevant issues have been considered in the preparation of this document. Should you notice an omission or any questionable item in this document, please feel free to notify CONTEC CO., LTD.

Regardless of the foregoing statement, CONTEC assumes no responsibility for any errors that may appear in this document nor for results obtained by the user as a result of using this product.

Limited One-Year Warranty

CONTEC IPC Series are warranted by CONTEC CO., LTD to be free from defects in material and workmanship for up to one year from the date of purchase by the original purchaser.

Repair will be free of charge only when this device is returned freight prepaid with a copy of the original invoice and a Return Merchandise Authorization to the distributor or the CONTEC group office, from which it was purchased.

This warranty is not applicable for scratches or normal wear, but only for the electronic circuitry and original boards. The warranty is not applicable if the device has been tampered with or damaged through abuse, mistreatment, neglect, or unreasonable use, or if the original invoice is not included, in which case repairs will be considered beyond the warranty policy.

How to Obtain Service

For replacement or repair, return the device freight prepaid, with a copy of the original invoice. Please obtain a Return Merchandise Authorization Number (RMA) from the CONTEC group office where you purchased before returning any product.

* **No product will be accepted by CONTEC group without the RMA number.**

Liability

The obligation of the warrantor is solely to repair or replace the product. In no event will the warrantor be liable for any incidental or consequential damages due to such defect or consequences that arise from inexperienced usage, misuse, or malfunction of this device.

BPS-0411

User's Manual

CONTEC CO.,LTD.

June 2005 Edition

3-9-31, Himesato, Nishiyodogawa-ku, Osaka 555-0025, Japan

Japanese <http://www.contec.co.jp/>

English <http://www.contec.com/>

Chinese <http://www.contec.com.cn/>

No part of this document may be copied or reproduced in any form by any means without prior written consent of CONTEC CO., LTD. [06272005]

[04072005]

Management No. A-46-996

[06272005_rev2]

Parts No. LYEQ681