

# Multipolar RF Cavitation Machine

## SE-C73 User Manual



[Http://www.SPAelf.com](http://www.SPAelf.com)

## Parts Introduction



1

1. LCD touch screen
2. Power supply line jack
3. 40K cavitation explode work head
4. Tripolar RF work head for face
5. Sextupole RF laser work head
6. General power switch

## Accessories



**40K cavitation explode work head**



**Tripolar RF work head for face**




**Sextupole RF laser work head for body**

---

## Basal Operation

1. Put the accessories well and connect them to the host.:

- ① Insert 40K cavitation explode work head
- ② Insert Hexpolar RF laser work head
- ③ Insert Tripolar RF work head
- ④ Insert power supply line



2. Turn on the power switch, enter interface as (Figure) shows, click any place of the screen, enter

The operation interface as (Figure) shows. On the right of the first interface, there are three module of the functions:

- ① STRONG SOUND WAVE SYSTEM
- ② MULTIPOLAR RF SYSTEM-BODY
- ③ MULTIPOLAR RF SYSTEM-FACE



## 40K STRONG SOUND WAVE SYSTEM

### Working principle

40K Strong sound waves explosion head effectively promote the organization fat metabolism, repel orange peel fat, firming skin, enhancing skin elasticity, etc. And the effect is long lasting. The 40 K sound waves can make a implosion of liquid as the expansion and compression of the wave make the inside of the liquid formed in many

small space and what inside this kind of space are gas and steam. During the compression cycle, the 40K sound waves have positive pressure effect on the liquid molecules, while during the expansion cycle the 40K sound waves have positive pressure effect on the liquid molecules. There are cohesion inside of liquid or and biological organization. Inside of the low density fat cells, the cohesiveness of the molecular is weaker. The low negative pressure which is produce by 40 K sound waves will produce organization gap which is called "cavitation phenomenon" in physics. The implosion of inside and outside of the cells will enhanced the molecular motion and achieve a high energy level, and eventually led to the bursting of the fat cells.

### 40K cavitation operation procedure

Click “STRONG SOUND WAVE SYSTEM” enter the operation interface.

1. System default working time is 20 minutes, time range is 0:00~60:00 minutes, press one time to change one minute.
2. The system default worked time is 0 minutes, this worked time is used to record the total time of the instrument worked. Before working, it will be 0 minute.
3. The system default Intensity is 0. The intensity range is 0~5(standard parameters), press one time to change one unit of standard parameters.
4. The system default output of band is the third one (Continuous band), you can choose the band by click the band mode.
5. Click “START”, it starts working and “STOP” for stop working  
Press “BACK”, you can get back to the operation interface.

6. Beautician hold the cavitation explode work head to move slowly on skin, in circle or beeline repeatedly

7. Do not use on back, avoid using on bones.

8. Do not use on uterus part when women do abdomen care.

Abdomen treatment during menstruate should be avoided.

9. The machine will pause automatically if the setting time is over. Please click any place of the screen

According to the hint.

10. Clean the leftovers with hot towel, use warm towel to clean the cavitation explode work head.



## **Caution for using 40K**

1. Applied enough gel on skin need treated.
2. Do not stay unmoved on any part of your body, do not stay on bones.
3. The total treatment time for daily should be within 30 minutes.
4. There will be ultrasonic only when you step on the service brake while using 40K cavitation explode work head.
5. Do not allowed to be placed under the state of no-load to avoid the damage caused by high heat.
6. 40K work head can be used on fresh part of the body, Do not use for facial. If the skin is sensitive or becomes unhealthy, the strength of the power should be adjusted down.

## **Multipolar circulation RF principle**

**【Skin rejuvenation principle】** The circulation medical radio frequency system in 1 seconds will change the electric polarity in electric field millions times of the biological tissue of the therapeutic part, particles of the organization will do Brownian motion (molecular no rules movement) as the same frequency which will make the organization produce columnar distribution of heat, damage collagen hydrogen bonding structure and change the collagen molecules of the three spiral structure, and lead to the immediate collagen sex contraction and as a result of the treatment effect of firming skin;

According to adjusting the energy output, the circulation system makes skin tissues have mild, moderate and severe heat aggression three stages which is similar as the three stages in wound healing (inflammation stage, growth stage, remodeling stage), improve leather remodeling shape, so as to reconstruct the skin and dispel light, medium, heavy wrinkles uterus Calvin lines and the r skin flabby after losing weight. The effect is long lasting.

**【De-fatting body slimming principle】** The medical circulation rf system will produce columnar distributed heat in the subcutaneous tissue and fully make triglycerides release from the fat cells. Under the action of lipase the triglyceride will cracking into fatty acids and glycerin, then eliminated from the body along with the metabolism. Because of the intelligent system, the medical circulation rf instrument can orientate the fat cells, and release triglycerides quantificationally, thus achieved the localization, the effect of reducing weight rationally and quantificationally.



## Multipolar RF system-body

Click the second module “MULTIPOLAR RF SYSTEM-BODY”


1. System default working time is 20 minutes, time range is 0:00~60:00 minutes, press one time to change one minute.
2. The system default worked time is 0 minutes, this worked time is used to record the total time of the instrument worked. Before working, it will be 0 minute.
3. The system default Intensity is 0. The intensity range is 0~80w /cm<sup>2</sup>, press one time to change one w /cm<sup>2</sup>,
4. The system default output of band is the third one (Continuous band), you can choose the band by click the band mode.
5. Click “START”, it starts working and “STOP” for stop working  
Press “BACK”, you can get back to the operation interface.



## Multipolar RF system-face

Click the third module “MULTIPOLAR RF SYSTEM-FACE”

1. System default working time is 20 minutes, time range is 0:00~60:00 minutes, press one time to change one minute.
2. The system default worked time is 0 minutes, this worked time is used to record the total time of the instrument worked. Before working, it will be 0 minute.
3. The system default Intensity is 0. The intensity range is 0~80w /cm<sup>2</sup>, press one time to change one w /cm<sup>2</sup>.
4. The system default output of band is the third one (Continuous band), you can choose the band by click the band mode.
5. Click “START”, it starts working and “STOP” for stop working  
Press “BACK”, you can get back to the operation interface.

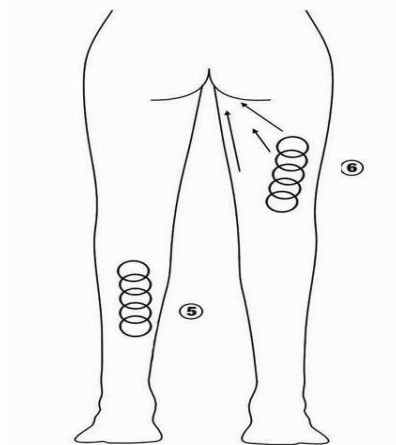


## Caution for using RF

1. Beautician should wear insulated gloves during operation.
2. Do not wear any aglet, both for the beautician and the users.
3. The electrode probe must be fully in contact with skin.
4. Do not make the RF electrode stay on any part without moving. Keep it moving on skin slowly.
5. Skin around eyes and forehead is very thin, the RF output intensity should be relatively weakened.
6. Do not contact skin with unipolar when using of bipolar, tripolar, hexapolar RF work head otherwise it will produce pulse discharge, gel paste etc. Products like gel maybe evaporated into a mist.

## Using Guidance

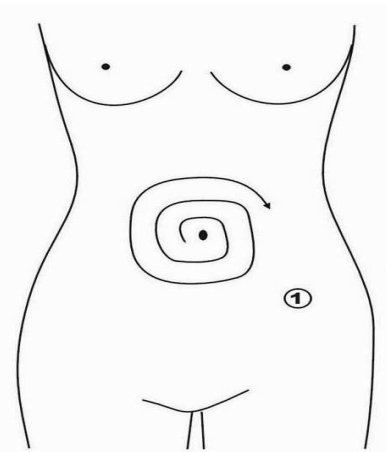
1. Operation schematic drawing of 40K cavitation explode work head  
Massage the fat of thigh in circles.



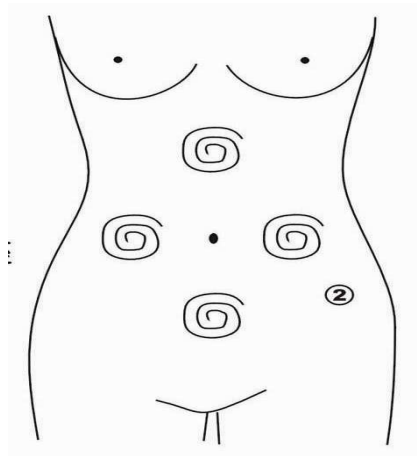
2. Operation schematic drawing of sextupole RF laser work head for body

Waist and abdomen care (25minutes, 2-3 days/time)

- ① Massage to navel as center and gradually expanding the range

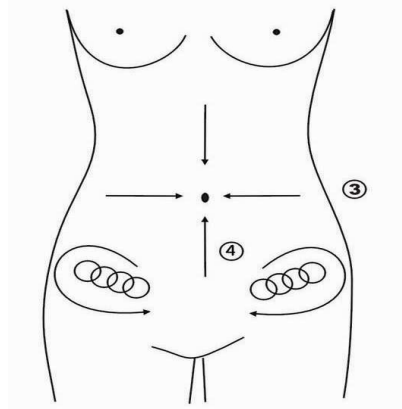


② Massage chest nest, both sides of former abdomen and below the navel(into diamond) from inside to outside in circles.



③ Concentrated the fat from 4 directions to navel as center.

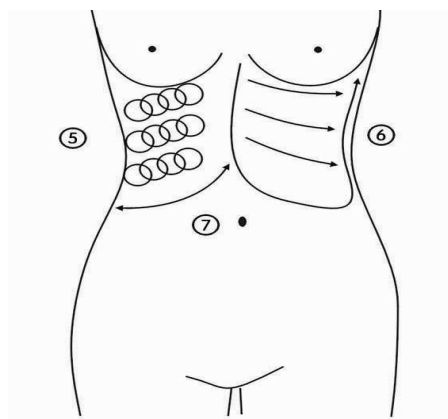
④ Massage from end of pelvis to groin in circles.



⑤ Massage from inner rib to outer edge in circles.

⑥ Massage back and forth from inner rib to outer edge in straight line

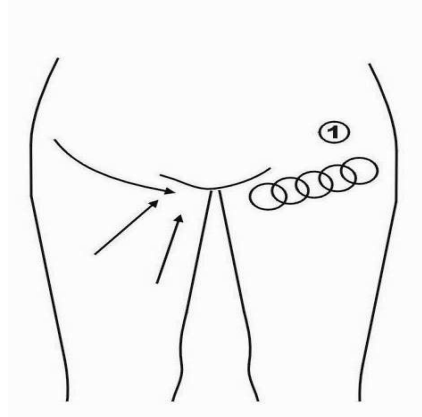
⑦ Lifting from inner rib to outer edge after massage.





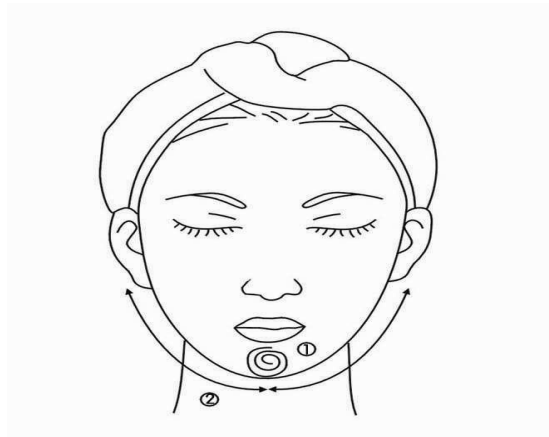
Hip and the lower part of the body care (30 minutes, 2-3 days/time) used the  $\Phi$ D50mm probe

Concentrated the fat to groin in circles or straight line.



### 3. Operation schematic drawing of Tripolar RF work head for face

- ① Massage the mandible center in circles to produce deep heat.
- ② Massage lower jaw in lines.



- ③ Massage the triangle zone of both sides of the face in circles.
- ④ Massage from jaw to angle of mouth to ear in lines.



---

---

## Technical parameters

**Voltage:** 110V/120V-220V/240V

**Frequency:** 50 Hz - 60Hz

**Power:** ≤95W

**Output RF:** 5MHz

**Output supersound:** 40KHz

**N.W./G.W:** 8KG/12KG

**Body materials:** PVC plastic

**Packing size:** 37\*37\*30cm

## Accessories list

1. Mainframe	1	
2. Power line	1	
3. 40K cavitation explode work head		1
4. Hexpolar RF laser work head for body		1
5. Tripolar RF work head for face		1
6. Accessories bracket		1
7. User manual	1	