




## Wireless Audio Receiver

www.liztek.com



Liztek AR01



## BLUETOOTH AUDIO RECEIVER USER MANUAL

### Introduction

Liztek AR01 is a wireless Bluetooth stereo audio receiver for speakers and headphones. It receives Bluetooth signal from iPhone, iPad, cellphones, laptop or other Bluetooth devices wirelessly and output the audio to your speakers or headphones, and turns your speaker or headphones into wireless speaker or headphones. It is convenient for both indoor and outdoor use.

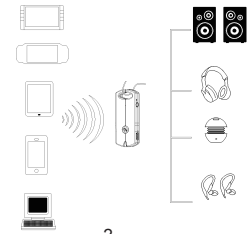
### Main Features

Turns normal speakers to Bluetooth speakers  
Turns normal headphones to Bluetooth stereo headphones  
Standard 3.5MM female audio jack (with 3.5MM male to male connector in box)  
Simple design, compact size  
Easy pairing with iPhone, iPad, cellphones, laptop etc  
One button control  
With built-in rechargeable battery, for portable use  
Max transmission distance: 10 Meters  
Battery working time: 5 hours  
Battery charging time: 2.5 hours  
DC input: 5V, 500mA

-1-

### 1. Compatibility

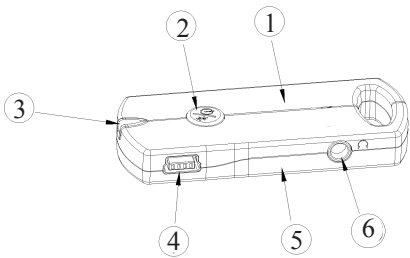
- Compatible with iPhone(all versions), iPad(all versions), Samsung Galaxy tab, all tablet PC with Bluetooth function, all cellphones with Bluetooth function, laptop with Bluetooth function, and all other devices with Bluetooth.
- This Liztek AR01 Bluetooth receiver can output stereo audio wirelessly to all speakers or headphones with 3.5MM audio input plug or jack(male or female).
- Liztek AR01 is based on Bluetooth Class 3.0 and support A2DP V1.1/1.2/2.0/2.1/3.0.



-2-

### 2.Operation

- Top housing
- Power & Pairing button
- Blue & Red LED indicator
- 5-Pin USB port for battery charging
- Bottom housing
- 3.5mm audio output



-3-

Step 1: Press the function button on Liztek AR01 for 6 seconds to turn on the Bluetooth receiver, and start the pairing mode.

The red and blue LED light will wink alternately and this status will last for 2 minutes.

If the receiver is already paired to a Bluetooth device before, only press the function button for 3 seconds to turn it on, and it will connect back to the last connected device automatically if the Bluetooth function of that device is turned on

Step 2: Turn on the Bluetooth on your phone or laptop, and start searching new Bluetooth devices.

Step 3: Find the new device named as Liztek AR01 and pair it.

Step 4: You may need to input the Bluetooth pairing code 0000 for the first connection for some devices.

Step 5: When the pairing succeed, the blue LED light will wink every 2 seconds.

Step 6: Connect the Liztek AR01 to your speaker or headphones and now you can listen to music wirelessly.

Note: If you want to use this Liztek AR01 Bluetooth audio receiver with PC (laptop or desktop), you may need to find your Bluetooth platform, and click add a device, then select the device and then add it to your computer.

When it is added to your computer successfully, you may need to click show Bluetooth devices, and find the device, and right click on the device and click control, and then you may need to click connect. Then you can start using this Bluetooth receiver when it is connected to your PC. Sometimes you may still need to click on the audio control and select the playback device to this Bluetooth receiver. Otherwise the sound may still be outputted to its intergraded speaker system.

When the battery runs out(cannot be turned on), please connect the USB charging cable to USB port of PC or USB wall/call charger(5V, 500mA) to charge it for 2.5 hours. The Liztek AR01 can work while being charged.

-4-

### OPERATION AND FUNCTIONS

ORIGINAL STATUS	PRESS KEY	FUNCTION	LED
POWER OFF	3 seconds	To turn on	Blue LED wink 3 times
POWER OFF	6 seconds	To turn on+ pairing	Blue and Red LED wink alternately
POWER ON	3.5 seconds	To turn off	Blue and Red LED wink 3 times together
PLAYING	/	/	Blue LED wink twice per 3 Secs.
PLAYING	Short Press	Pause/Resume	/

### LED INDICATOR CHART

LED ACTION	MEANING
Blue LED wink twice per 3 secs.	Paired(Connected),not yet playing music
Red LED wink twice per 3 secs.	Turned on,but not yet Paired(Connected)
Blue LED wink once per 3 secs.	Playing music normally
Red LED wink once per 3 secs.	Battery low voltage alarm
Red LED keep on	Battery is being charged
Blue LED keep on	Charging process completed

-5-

### 3.Specifications

- Bluetooth Class: V3.0+EDR
- Support A2DP V1.1/1.2/2.0/2.1/3.0
- Battery type: Li-Ion, 3.7V, 180 mAh
- Audio-out Port: 3.5mm standard, stereo channel
- Max transmission distance: 10 Meters(in door, without obstacle)
- Product Dimension: 60\*25\*9mm
- Product Net Weight: 13g

### 4.Accessories

- Bluetooth Audio Receiver
- USB charging cable
- 3.5MM male to 3.5MM male audio connector
- Manual instruction

-6-