

Cubis<sup>®</sup>:  
The Lab Balance  
That Adapts to Your Process



turning science **into solutions**

# Cubis<sup>®</sup> Premium Laboratory Balances

Universal balances often only offer limited options to adapt them to special workflows in laboratories. Therefore, standard operating procedures (SOPs) must frequently be adapted to the existing functionalities of laboratory balances.

This does not apply to Sartorius Cubis<sup>®</sup>: they are the first laboratory balances that you can integrate into your individual workflows, as well as adapt to your weighing containers and the conditions at your workplace by using accessories and mechanical extensions.

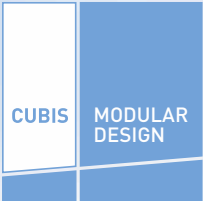
## Contents

4	Modularity
6	Operating Design
8	Q-Apps
10	Applications
12	Levelling
14	Communication
16	Draft Shield
18	Microbalances
21	High-capacity Models
22	Mass Comparators
26	Safe Weighing
28	Advanced Pharma Compliance
32	Technical Specifications





Cubis<sup>®</sup> : Standard,





## Personalized or Fully Customized? Your Choice

Since we launched the Cubis® range of premium laboratory balances in 2009, it has become the benchmark for use in regulated sectors that impose the highest requirements, such as in global pharmaceutical labs.

### Modular Configuration

The first series of laboratory balances to feature a completely modular design, Cubis® enables you to combine your choice of display and control unit, weighing module, data interface module, and much more.

You can choose from thousands of options to configure your balance to suit your individual needs and obtain the optimal solution for integration into your process.

### Cubis® individual Software

With the unique Cubis® individual software, you can create your own fully individual profile for your specific requirements without additionally needing to use a computer. Start off by integrating data into your software infrastructure and continue right on up to implementing complete control of your weighing process.

Your benefits: quick, clearly-defined processes and accuracy.

### New Models

With the new high-capacity models, Cubis® now covers the entire range, from research and QC laboratories to testing laboratories. Cubis® offers a comprehensive range of accessories to choose from so you will find individual solutions that are best for your applications (see p. 20).

Equally new are the MCM manual mass comparators based on the Cubis® platform. A total of 14 different models are supplied for regulation-compliant mass comparison applications and | or for weight calibrations. Thanks to integrated climate sensors, the measurement uncertainty is indicated for every measured value. Beyond this, integrated workflows ensure a high level of reliability for error-free results (see p. 22).



# Reliable and Easy to Use with Standard Q-Guide or with Personalized Q-Apps

## The Cubis® Operating Design

Beyond the Q-Guide standard user interface, Cubis® offers you personalized solutions with Q-Apps. You can choose from a wide variety of downloadable Q-Apps for laboratory applications. The advantage is that you and your operators can adapt or fully personalize them according to your process workflows or even configure them to meet your special requirements right from the start.



In addition to aspects strictly involving metrological specifications, preparing for and performing a weighing procedure, compliance with the relevant regulatory standards is gaining ever-increasing importance.

The Cubis® easy-to-operate Q-Guide concept speeds up lab workflows. Moreover, Q-Guide eliminates the need for you and other users to perform time-consuming steps all on your own.

Q-Guide is designed so that you only see what is needed for carrying out the task at hand. Once you have configured a task, Q-Guide will lead you interactively through the settings and display only the relevant information.

## Cubis® Display and Control Units

### MSA – The Ultimate Solution

- Top-of-the-line technology and information design
- Touch screen featuring high-resolution color TFT for brilliant reproduction of text and graphics
- Outstanding ease of use and display quality, especially for complex applications
- Q-Apps can be customized to your individual workflow



### MSU – Classic and Universal

- High-resolution, generously sized, monochrome graphic display
- Keys that feature positive click action and precise activation of functions
- Classic key-operated control with the widest possible range of performance features



### MSE – Weighing Pure and Simple

- Large, high-contrast liquid crystal display
- Easy-to-understand menu guidance with short text prompts
- Clearly structured keys for precise activation of functions
- For users without complex operations who primarily want to perform ultra-precise weighing








**A Multitude of Standardized Q-Apps Ready for You**

If you have a weighing task not covered by one of the standardized Q-Apps downloadable from the App Center, contact your responsible Cubis® individual specialist. Just for you, our specialist will create an individual Q-App configured to meet your specific application requirements.

Q-App: USP 34, C. 41		Administrator	
Step: 3   Sample Addition		08/04/2012 01:01:58 pm	
Max 2200 g		d = 0.001 g	
+ 2.003 g			
Sample6:	2.000 g		
Sample7:	2.001 g		
Sample8:	2.000 g		
Sample9:	2.001 g		
Sample10:	2.001 g		
<a href="#">Remove sample</a>			
<a href="#">Abort</a>			

Application Example  
Q-App: USP Chapter 41

Q-App: Formulation		Administrator	
Tare weighing		16/10/2012 13:27:44	
Max 220 g		d = 0.001 g	
+		24.957 g	
isoCAL		0%  100%	
Please center container on Pan!			
Abort		Proceed	

Application Example  
Q-App: Formulation



# Cubis®. App-Solutely Individual

## The Sartorius App Center: Download and Test Your Preferred Apps

You can readily download any standard Q-Apps from the Sartorius App Center and install these from an SD card in a Cubis® laboratory balance. Just test the Q-Apps of your choice for 30 days free of charge to discover all their winning capabilities for increasing efficiency in your daily lab work.

## Easy Licensing for Permanent Use of Q-Apps

To permanently use your Q-App on your Cubis® balance, you must first activate the Q-App. Just enter the serial number of your Cubis® balance as well as your personal data. In just a few minutes, you will receive your individual Q-App activation code.

## No Computers Needed!

In pharmaceutical labs, placing computers next to a balance is not necessarily desirable because this does not meet the strict cleanroom requirements that Sartorius lab balances comply with so effectively. You can use the new Q-Apps to completely transfer your operating procedure (SOP) to the balance and avoid using a computer.



## Q-Apps:

### Uniqueness Wins

Turn your Cubis® lab balance into a Cubis® **individual** by integrating customer-specific applications, called Q-Apps. These are downloadable application programs that guide you step by step through a specific workflow sequence.

Q-Apps ensure that the procedures described in the corresponding SOPs are observed at all times. This makes Q-Apps an attractive alternative to implementing external middleware.

## Q-Apps:

### Standard or Personalized

Besides individual Q-Apps that are performed according to your specific application, a variety of solutions for differential weighing, formulation and average weight control, or checking the net quantities filled are available as standard Q-Apps.

Standard Q-Apps additionally provide solutions for defining the starting point of your balance's operating range as well as for easy pipette calibration. With Q-Apps, you can carry out a specific workflow without needing to connect a computer.

Q-App: Backweigher Light V3		Administrator
Backweigh results		12/10/2012 16:17:27
Sample number:	Example 1	
Residue:	4.0500 g	
Residue Percent:	81.0000 %	
Loss:	8.9500 g	
Loss Percent:	19.0000 %	
Initial weight (net):	5.0000 g	
Backweight (net):	4.0500 g	
Tare:	7.8510 g	
<div>Back</div> <div>FTP</div> <div>Print Fct.</div> <div>Next</div>		

## Application Example

Q-App: Differential Weighing (Backweigher Light V3)



## Individual Integration into Your Application

Across the globe, pharmaceutical lab processes look similar at first glance. Yet their requirements are highly individual, especially for weighing processes. Everybody has their own approach for preparing samples, selecting vessels and placing samples in a weighing container.

Therefore, a lab balance must simply adapt to your entire process – not the other way around.

With its practical array of optional accessories, Cubis® offers the potential for fully personalized application add-ons that enable faster and more efficient work and enhance your process reliability.



### Touch-free Draft Shield Operation

The motorized draft shield can be opened and closed without being touched – just a simple movement of your hand over the infrared sensor YHS01MS is all it takes. This provides additional safety, especially for applications involving toxic substances. In addition, the IR sensor can also be used to trigger other functions, such as printing, isoCAL or ionizer, etc.



### Q-Grid Pan

This gridded weighing pan, Q-Grid (accessory option YWP03MS), is available for all Cubis® models with a readability of 10 mg and 100 mg, except for model 5202S. Q-Grid lets you easily operate a balance with a large pan under laminar flow in safety weighing cabinets, workbenches or even in fume hoods, without restricting its performance. This saves considerable effort in busy pharmaceutical laboratories.







### Q-Grip Holder

Q-Grip is a flexible and adaptable "one-size-fits-all" holder for bottles, test tubes, reaction containers and filters of up to 120 mm or nearly 5". Available as accessory option YFH01MS, it fits on all Cubis® semi-microbalances and analytical balances. Simply use it in place of the original weighing pan. Its individually adjustable angle ensures that you can maintain an ergonomic posture during filling and pipetting to transfer samples into various containers.

### Q-Stat Ionizer

At the touch of a key, the Q-Stat ionizer integrated into the DI draft shield (see p. 16), eliminates electrostatic charges within seconds from sample containers and substances, preventing any interference with your weight measurements. The effective principle of four ion jets ensures that no disruptive air currents are generated during charge neutralization. This ensures that you will obtain stable and correct weighing results – independently of the ambient conditions.



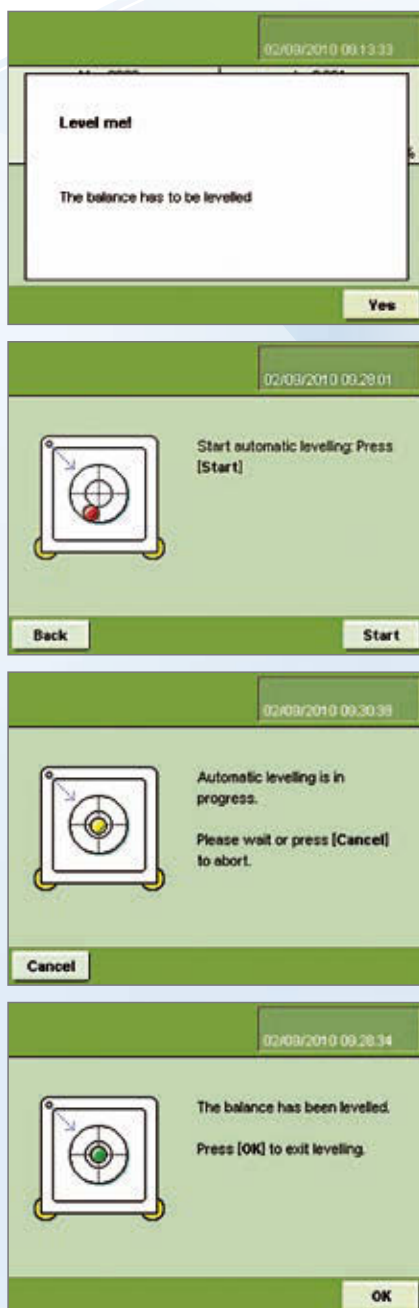
# Q-Level: Automatic, Motorized Levelling Now a Standard

Exact levelling of a lab balance is a key procedure in inspection equipment monitoring and is essential for reliable readings.

This is where the standard-equipped Q-Level automatic motorized levelling provides valuable support. This feature enables you to define which tasks the balance will carry out for you and

which you prefer to perform on your own.

Cubis® is the first lab balance that automatically checks, performs and documents its exact levelling. Levelling is started at the touch of a key or performed fully automatic when the isoCAL function is activated.



## Monitoring Levelling

If the Cubis® continuous self-monitoring function detects that the balance is no longer level, an alert message will appear, prompting you to start the levelling process. Once started, internal motors level the balance in just seconds. You can track the progress of motorized levelling on the display. Almost instantly, the balance is ready again to provide reliable results.

\* Levelling is done manually with interactive operator guidance on the display for balances that do not feature motorized levelling (models with a weighing capacity > 6,200 g or with a readability ≤ 0.001 mg).



Feature\*





Q-Com is a comprehensive communication concept that supports the requirement for integrating laboratory balances directly into the processes and IT structures of laboratories.

The concept includes advanced data interfaces that enable communication with laboratory information management systems (LIMS) and other external software and communication protocols.



# Q-Com for Unlimited Communication



## Web Communication

Cubis® MSA features a Web Services communication platform as an option. This standardized communication technology permits external software systems, such as LIMS, ELN, etc. to display and use information, input fields, menus or complex operations on the touch screen of the balance. Bidirectional data transfer is enabled without complicated driver software. This eliminates the need to install computers, laptops or terminals in the direct vicinity of your balance.



## SD Card as a Storage Medium

You can use an SD card to download all data, such as user master data or tasks, easily and securely from one Cubis® to another (no SD card port on the MSE display and control unit). Moreover, you can use this SD card as a storage medium for your measurement data.



## Communication Protocols

Cubis® is standard-equipped to support ASCII and SICS communication protocols. You can therefore have your balance communicate with other manufacturers' software. Used with the MSA display and control unit, Cubis® can optionally communicate over XML.



## Interfaces

All Cubis® balances have three standard-equipped interface ports (USB, RS232C, Ethernet [not on MSE]) and three optional ports (*Bluetooth*®, PS/2, RS232C), enabling nearly any type of bidirectional communication. Now that's what we call maximum connectivity!

## Configurable Printout

The scope and content of the information to be printed is freely selectable. Via the Sartorius YDP30 printer, it is even possible to print out barcodes and QR codes.



## The Right Draft Shield for Any Task

All draft shield models for the Cubis® offer clear, practical advantages over conventional lab balances.

Thanks to the clever use of new materials, Cubis® draft shields feature high mechanical stability, yet their doors glide open effortlessly and silently. They provide outstanding visibility inside the entire weighing chamber and protect it against external influences that can interfere with weighing accuracy.

Unlike conventional lab balances on which an electrostatically charged draft shield can cause measurement errors, Cubis® eliminates these potential sources for error by a conductive coating on the glass panels of the draft shield.



### No Compromises in Cleaning

Cubis® is well-protected against spillage of liquids. The weighing pan and the base plate of the draft shield are made of high-grade stainless steel and can be removed quickly and easily for thorough cleaning. In seconds, the balance will be ready again for your measurements.



### Cleaning of the Draft Shield

For cleaning purposes, all doors of the draft shield can be disassembled in just a few steps without compromising the stability of the entire unit.



#### DF Draft Shield for Filter Weighing

Manual stainless steel draft shield specially designed for ultra-accurate weighing of filters; for balances with 0.001 mg or 0.0001 mg readability (weighing modules 6.6S or 2.7S; not for 3.6P).



#### DM Draft Shield

Automatic ultramicro- and microbalance draft shield with learning capability; for models with 0.001 mg or 0.0001 mg readability (weighing modules 6.6S, 3.6P, 2.7S).



#### DI Draft Shield

Automatic analytical balance draft shield with an integrated ionizer for all models with 0.01 mg, 0.1 mg or 1 mg readability and for model 5202S.



#### DA Draft Shield

Automatic analytical balance draft shield for all models with 0.01 mg, 0.1 mg or 1 mg readability and for model 5202S.



#### DU Draft Shield

Manual analytical balance draft shield for all models with 0.01 mg, 0.1 mg or 1 mg readability and for model 5202S.



#### DE Draft Shield

Manual draft shield for all models with 1 mg readability and for model 5202S.



#### DR Draft Shield

Removable, flat draft shield made of stainless steel for all models with 1 mg readability and for model 5202S.



## The Utmost Precision for the Smallest Sample Quantities

The high accuracy requirements in analytical testing and quantitative analyses in the pharmaceutical industry make the use of high-resolution balances indispensable. FDA compliance is only possible with laboratory balances that meet the minimum accuracy requirements of the US Pharmacopeia. Therefore, microbalances or even ultra-microbalance are needed to weigh samples less than 10 mg.

In addition, the substances to be analyzed are often only available in very small quantities and can also be expensive. In other cases, they may be so potent that users can only work with minimum quantities for their own protection.

Our Cubis® ultramicro- and micro-balances offer you the highest levels of safety, reliability of weighing results and conformity with the required standards.

In particular, the motorized all-glass draft shield helps accelerate workflows for fatigue-free weighing of minimum sample quantities. Moreover, the intelligent learning capability allows adaptation of the balance to any workflow.



### Efficient Cleaning

Easy and fast cleaning is especially important when working with minute sample sizes, as it helps prevent cross-contamination. All parts of the draft shield can be removed fast and easily. After cleaning, the balance is ready to be used again just as quickly.





**Optional Accessories**  
Weighing scoop: 6566-50



#### Filter Weighing

The special DF stainless steel filter draft shield is optimally designed to minimize the interfering effects of static electricity. A choice of weighing pan diameters is available to accommodate different filter sizes (50 mm is standard | 75 mm and 90 mm are optional).



#### High-performance Weighing Made Easy

If you do not have any complex application requirements, but still require weighing results with uncompromising reliability, the MSE display unit in conjunction with the weighing modules of the microbalances and ultra-microbalance offers a perfect and cost-effective solution.



On extra-size Cubis® weighing pans of 400 × 300 mm (nearly 16" × 12"), even large vessels will have enough space for safe and secure positioning. The sleek high-quality pan surfaces and easily removable control units permit quick and thorough cleaning.



With a removable display for remote or raised use on a support arm (accessory option YDH02MS), you can set up your balance the way you need it to minimize stress and strain, even when working with heavy loads.



## Speed and Reliable Results

### for the Largest Sample Sizes – with Cubis® High-capacity Balances

The requirements on your balance also change as your sample sizes increase. In the harsh environment of technical plants, large sample container dimensions call for significantly more rugged weighing instruments, apart from demands place on protection and cleaning of the balances.

Featuring IP 54 protection and top-quality, smooth surfaces, the new Cubis® high-capacity balances are more than capable of withstanding these conditions. They consistently deliver reliable results, even under the most adverse conditions – with an unwavering readability of 0.1 g for loads of up to 70 kg.

Cubis® high-capacity models also feature the full spectrum of options for easy process integration. With the MSA display and Q-Apps, they offer you a wide range of options for unique, customized solutions.



Cubis® continuously monitors whether it is perfectly level. Quick manual levelling takes just a few steps with interactive operator guidance prompts shown on the display.

# Cubis<sup>®</sup> MCM

## Manual Mass Comparators – Your Full-range Mass Standard Laboratory

The new Cubis<sup>®</sup> MCM manual mass comparators are the first devices on the market that combine metrological weighing expertise and integrated control of workflows in line with the recommendations of the International Organization of Legal Metrology (OIML). In the OIML R111-1 International Recommendation, this organization defines metrological and technical requirements. These are the basis of the OIML's primary aim to harmonize the regulations and metrological controls applied by national metrological services and other related organizations of its member states. In particular, the pharmaceutical industry requires that greater accuracy standards based on global regulations be adopted consistently throughout its manufacturing operations. In addition, Cubis<sup>®</sup> MCM delivers results that are all ASTM-compliant as well.

### Integrated Workflow Control

Integrated workflow control in the Cubis<sup>®</sup> MCM manual mass comparators minimizes operating error rates: During a measurement process, the mass comparator provides user guidance prompts and instructions about the next step to perform. This significantly reduces the "human" factor that

can compromise the accuracy of mass determination, making results more reliable.

At the same time, the Cubis<sup>®</sup> MCM ensures optimal, user-friendly workflows to reduce stress on operators.

### Integrated Climate Sensors

The sensors integrated in the mass comparator automatically log climate data like temperature, air pressure and humidity for calculating the air buoyancy correction at the site of measurement. This climate data can be documented on a computer so that you can check at any time that the limits on temperature, air pressure and humidity for the respective calibration levels are in compliance for accuracy classes E1, E2, F1 or F2.

### The Fastest Mass Comparison Cycles

Compared with conventional units, Cubis<sup>®</sup> MCM mass comparators are by far the fastest in completing ABA, ABBA or AB1...BnA cycles to determine the conventional mass and its combined standard uncertainty.



The Cubis<sup>®</sup> mass comparator guides you step by step through each application. As a result, it significantly reduces the "human" factor that can compromise the accuracy of mass comparison results.



A total of 14 Cubis® MCM manual mass comparators are available with maximum capacities from 6.1 g to 64 kg and readabilities from 0.1 µg to 10 mg. All models with draft shields are supplied standard with a climate module equipped with climate sensors for temperature, humidity and air pressure. For mass comparator models without a draft shield, an external climate module with the appropriate sensors is included as part of the equipment supplied. A DAkkS calibration certificate can be provided for the climate sensors on request.

Mass Calibration		Administrator
Measurement		24/04/2014 12:49:38
Max 2500 g   d = 0.0001 g		
+ 1999.9983		
IsoCAL	0% ————— 100%	
Current: A-B-A		Cycle: 2 / 3
Measuring test weight .		
Stabilization time:		Close Draftshield 3 sec
<b>Abort</b>		

You can instantly tell where you are in the measurement process and what the next step to be performed is, which prevents errors.

Mass Calibration		Administrator
Result		24/04/2014 01:34:11
<b>Results:</b>		
Nom.val. test weight	2 kg	▲
Exp. uncert. budget	-2.323 mg +/- 3 mg	
<b>Evaluation:</b>		
Standard dev. meas.	Compliant	▼
Pooled std.deviation	0.000 mg	
Safety factor Sw/Sp	1.000	
<b>End</b>		<b>Print Fct.</b> <b>Trans.</b>

A full presentation of the results is displayed along with the measurement uncertainties.





All Cubis® MCM mass comparators feature a separate display and control unit with an electronics unit isolated from the weigh cell to reduce the effects of heat generated by the electronics and of the warmth of the operator's hands.



The climate sensors for temperature, humidity and air pressure are integrated in a small, compact, lightweight interchangeable unit. They can be easily removed for DAkKS calibration.

## Cubis® MCM Manual Mass Comparators – Your Full-range Mass Standard Laboratory

The Cubis® MCM manual mass comparators can be seamlessly integrated in the infrastructure of a mass standards laboratory. Based on the Cubis® Q-Com communication concept (see pp. 14–15), they can be integrated in existing networks and every type of desired data can be transferred to other devices.

The Cubis® MCM mass comparators are specified under both ideal and real laboratory conditions. This ensures that they always provide you their full and reliable performance during use on-site.

With all their built-in functions and technical possibilities, the Cubis® MCM mass comparators work like “small metrological laboratories” – the only difference is they are integrated in the mass comparator.



Cubis® MCM mass comparators deliver a full range of solutions for mass comparison by providing built-in climate sensors for temperature, humidity and air pressure, as well as user-guided workflows and readings of the results along with the measurement uncertainties.

## Safety Weighing Cabinets Systematic Safety

Two major requirements are paramount when toxic, powdery samples are weighed: Safety comes first, closely followed by the accuracy of initial weights as the second priority.

The Sartorius safety weighing station, consisting of a safety weighing cabinet (SWC) and a Cubis® lab balance, is the professional solution to both of these requirements.

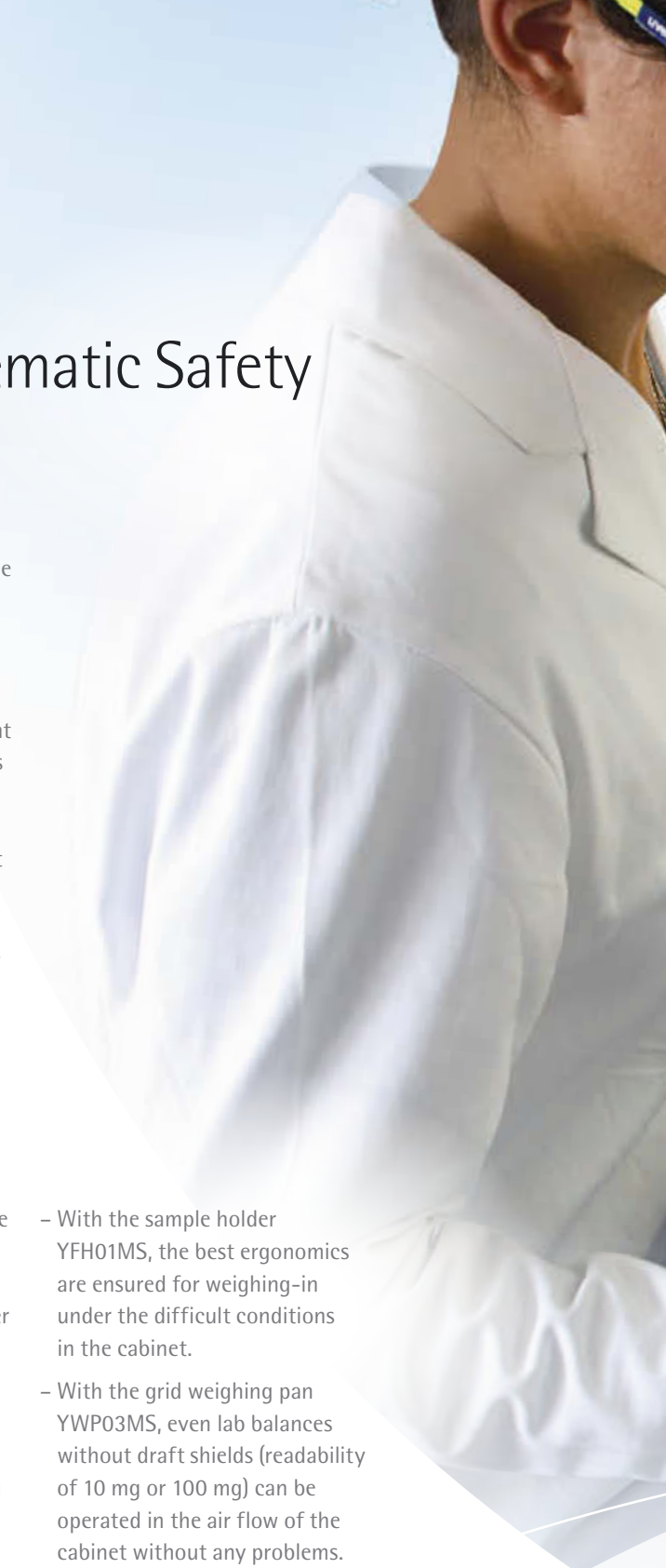
The safety weighing cabinet creates a contained area around the lab balance which prevents

all air and finely powdered particulates from entering into the user's respiratory system. At the same time, due to the constant rate of pure air drawn inside the cabinet and the low-turbulence flow within the cabinet, consistent and reproducible weighing results are guaranteed.

The balance and weighing cabinet are a perfectly matched system. They provide perfect operator protection, while delivering absolutely correct weighing results.

### The Cubis® Safety Concept – Application-oriented and Flexible

- The mechanical level indicator of a balance is often difficult or even impossible to see inside a cabinet. This leads to parallax errors during levelling and ultimately to incorrect weight measurement results. With Q-Level, an optional feature on balances with a weighing capacity of  $\leq 6.2$  kg and a readability of  $> 0.001$  mg, motorized levelling can be performed automatically inside the cabinet.
- With the optional infrared sensor YHS01MS, the draft shield can be opened hands-free and the balance can be tared. This reduces the risk of contamination.
- The *Bluetooth*® interface module eliminates the need for cables that can become contaminated so that the YDP10BT-OCE printer can be operated wirelessly outside the cabinet.
- The Q-Stat ionizer integrated into DI draft shield (see p. 11), not only reduces the interfering effects of static electricity. This highly effective device also prevents samples from adhering to a spatula, which can lead to frustration and contamination when a user tries to shake off a sample and ends up spilling it.
- With the sample holder YFH01MS, the best ergonomics are ensured for weighing-in under the difficult conditions in the cabinet.
- With the grid weighing pan YWP03MS, even lab balances without draft shields (readability of 10 mg or 100 mg) can be operated in the air flow of the cabinet without any problems.







The safety weighing cabinets are available in four different sizes (in mm):

	Width		Depth		Height
SWC900	890	×	750	×	510
SWC1200	1230	×	750	×	510
SWC900T	890	×	750	×	770
SWC1200T	1230	×	750	×	770

**All models consist of:**

Safety weighing cabinet (SWC) with a separate HEPA H14 filter unit, data logging alarm, lighting unit, waste disposal system, airflow smoke test kit and anti-static cleaning wipes.



Sartorius guarantees that balances used inside the SWC will fulfill their technical specifications, such as reproducibility and starting point of the operating range, according to USP.

# Advanced Pharma Compliance for Use in Regulated Sectors

With its integrated Advanced Pharma Compliance (APC) package, Cubis® offers the best support to guarantee qualified results. The APC package features

a broad range of functions that ensure perfect balance and process monitoring and guarantee the compatibility and traceability of your results.

## Cubis® Functions

Tamper Protection   Compliance Support	
	Hierarchical password protection
	Integrated alibi memory
	User management
	Calibration storage
	Audit trail
	Action hierarchies for warning and intervention functions
Monitoring of Inspection and Testing Equipment	
Self-test	
	Levelling control
	Automatic motorized levelling, <b>Q-Level</b>
	Automatic time- and temperature-dependent calibration, <b>isoCAL</b>
	Monitoring of the operating range starting point according to USP 41, <b>SQmin</b>
	Automatic repeatability test, <b>reproTEST</b>
Support   Guidance	
	Monitoring pre-selectable calibration routines in <b>UserCal</b> (with <b>Q-App</b> )
	Determination of measurement uncertainty in accordance with <b>USP Ch. 41</b> (with <b>Q-App</b> )
	Displaying measurement uncertainty, <b>SURE</b>
Data Processing   Data Integration   Process Integration	
Applications   Workflows	
	Downloadable applications ( <b>Q-Apps</b> )
	Integration of individual SOPs (workflows)
	Direct LIMS integration
	Advanced communication via web services
Interfaces	
	Serial
	Network-compatible
Operational Support   Ease of Use   Ergonomics	
	Integrated electrostatic eliminator, <b>Q-Stat</b> (with DI draft shield)
	Adjustable vessel holder, <b>Q-Grip</b>
	Weighing pan for laboratory fume hood or laminar flow bench, <b>Q-Grid</b>
	Infrared sensor, foot switch, barcode scanner (optional accessories)
	Programmable automatic draft shield doors



Cubis® MSA



Cubis® MSU



Cubis® MSE

•  
•  
•  
•  
•  
•

•  
•  
•  
•  
•  
•

•  
•  
•  
•  
•

•  
•  
•  
•  
•

•  
•  
•

•  
•  
•

•

•  
•  
•  
•

•  
•

•  
•

•

•  
•  
•  
•  
•

•  
•  
•  
•  
•

•  
•  
•  
•  
•

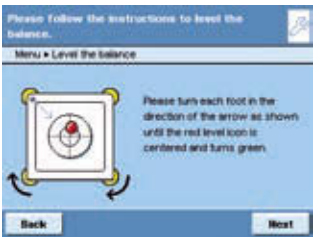


# Advanced Pharma Compliance

## for Use in Regulated Sectors

### Balance Monitoring

#### The first balance with automatic motorized levelling: Q-Level



Q-Level enables you to have your balance automatically levelled by motors at the touch of a key. In the process, the Cubis® balance checks whether it is perfectly level and will immediately alert you whenever it has to be re-levelled (automatic messaging only on models with a capacity of ≤ 6.2 kg and a readability of > 0.001 mg).

Q-Level combines novel sensors and the most advanced display

technology, making it easier and faster for you to level the balance accurately. Cubis®, along with MSA or MSU display and control units, offers interactive prompting to guide you during manual levelling. While Q-Level is active, the display will show you all the information you need: the position of the air bubble as well as text prompts, or icons on MSE, so you know which levelling foot to turn in which direction.

### Process Monitoring

#### User Management



User Profile Name | Password management for tamper-proof security.

#### Action Hierarchy



Cubis® has warning and reminder functions in combination with a configurable action hierarchy for levelling, determining the USP Chapter 41 starting point of the operating range, and for calibration | adjustment.

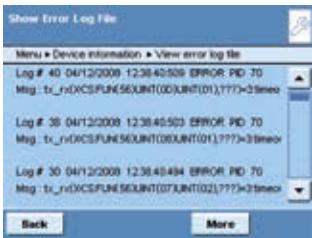
### Compatibility and Traceability

#### Cleaning Validation



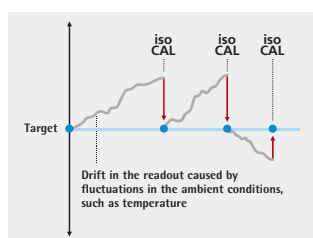
Due to the high-quality materials and smooth untextured surfaces, Cubis® can be cleaned fast, easily and thoroughly.

#### Audit Trail



Logs important changes to the balance, so any errors or other non-conforming items can be quickly traced to the source.

## Fully Automatic Calibration | Adjustment with isoCAL



You can choose to have the isoCAL function perform fully automatic calibration and adjustment after a factory preset or user-definable interval has elapsed. In addition, when a factory preset or user-definable temperature difference is exceeded, isoCAL will automatically trigger calibration and adjustment again.

## Linearization

So-called linearity errors occur when there are any deviations from the theoretical linear slope of a balance's characteristic curve. Optimal linearization is required in order for your balance to meet its high accuracy criteria. That's why Cubis® eliminates these errors by automatically performing linearization.

## Repeatability: ReproTEST

Cubis® lets you determine the standard deviation right where your balance is installed so you can check the repeatability of your weighing results: just one touch of a key is all it takes. This convenient reproTEST feature enables you to quickly determine whether the balance's environment is suitable so your balance will consistently deliver optimal and reliable weight measurements.

## SQmin Function

During a weighing process, Cubis® monitors compliance of the starting point of its operating range with USP requirements. Once Cubis® has determined the starting point of an operating range, it will alert you whenever a value goes below this lowest point and will identify any unacceptable weights recorded or transferred.

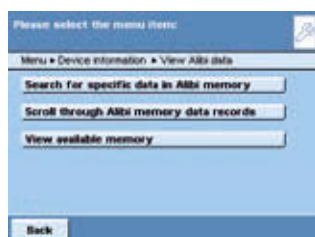
## DAkKS Measurement Uncertainty

Following internationally recognized DAkKS calibration by the Sartorius Services unit, the characteristic curve of the measurement uncertainty can be read into the software of your Cubis®. As a result, you can choose between having the absolute or relative measurement uncertainty as well as the process accuracy displayed for every weight measured.

## Task Management

The task management function enables you to define application workflows in your Cubis®. After you have configured a task workflow, you and your other operators will be guided interactively through your weighing process. Information not relevant to this process will be hidden to ensure error-free operation and to let you concentrate fully on the essentials of the task at hand.

## Alibi Memory



A built-in alibi memory ensures traceable transfer of legal-for-trade weighing data to your computer.

## GLP Certificate

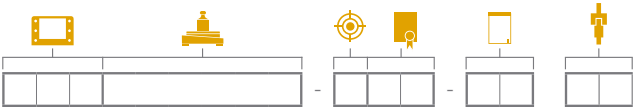
We asked an independent institute known for its strict vigilance to test and evaluate the suitability of a representative sample of many Cubis® series balances for use in GLP environments. These balances were equipped with an MSA display and control unit for testing. The outcome: the suitability of Cubis® for use in these environments was unconditionally certified.

## Risk Analysis

A representative sample of many Cubis® series balances with an MSA display and control unit had to pass risk analysis testing according to the proactive method of FMEA (Failure Modes and Effects Analysis) as the basis for a GLP suitability review and cleaning validation. The results of this analysis are available on request.

# Technical Specifications

### Order Code



Note: Please use the adjacent fields to enter the selection made for each icon.

### Example



### Cubis® Display and Control Units

Select the display and control unit and enter it in the field identified by the icon in the order code.

Types	MSA	MSU	MSE
Operation	Touch screen, keys for important basic functions	Keys	Keys
Display	High-resolution color TFT, 5.7" graphical display	High-resolution black   white, 5.7" graphical display	Liquid crystal display, black   white
Adaptation of the display and control unit	Tilttable display, removable display and control unit	Tilttable display, removable display and control unit	Removable display and control unit
Standard data interfaces	<ul style="list-style-type: none"><li>– USB port (integrated into weighing module)</li><li>– RS-232C accessory interface, 25-pin (integrated into weighing module)</li><li>– Ethernet (integrated into display and control unit)</li><li>– Choice of data protocols available (also enables connection to software designed for external manufacturers)</li><li>– <i>Bluetooth</i>® (optional accessory; not for weighing capacities &gt; 20,200 g)</li></ul>		<ul style="list-style-type: none"><li>– USB port (integrated into weighing module)</li><li>– RS-232C accessory interface, 25-pin (integrated into weighing module)</li><li>– <i>Bluetooth</i>® (optional accessory; not for weighing capacities &gt; 20,200 g)</li></ul>
SD card reader	Integrated as standard into display and control unit	Integrated as standard into display and control unit	–
Operation of motorized draft shield (only for DA, DI or DM draft shields)	Activated by side keys or touch-free using IR sensor (optional); learning capability	Activated by side keys or touch-free using IR sensor (optional); learning capability	Activated by key or touch-free using IR sensor (optional); learning capability
Applications	Mass unit conversion, SQmin function for operating range starting point according to USP, isoCAL automatic calibration   adjustment function, individual identifiers, density determination, statistics, calculation, averaging, formulation, weighing in percent, time-controlled functions, totalizing, DAKkS measurement uncertainty, second tare memory, counting, checkweighing, alibi memory, audit trail	Mass unit conversion, SQmin function for operating range starting point according to USP, isoCAL automatic calibration   adjustment function, individual identifiers, density determination, statistics, calculation, averaging, formulation, weighing in percent, time-controlled functions, totalizing, DAKkS measurement uncertainty, second tare memory, counting, checkweighing, alibi memory, audit trail	Mass unit conversion, isoCAL automatic calibration   adjustment function, density determination (buoyancy method only), calculation, averaging, net   total formulation, weighing in percent, counting, totalizing
Personalizable with Q-Apps	<ul style="list-style-type: none"><li>– Downloadable Q-Apps</li><li>– Customer-specific modifications on request</li></ul>	–	–





### Cubis® Weighing Modules

Please enter the model name, starting from the left, in the field identified by the icon in the order code.

	Readability [mg]	Weighing capacity [g]	Weighing pan (W × D) [mm]	Typical stabiliza- tion time [≤s]	Typical response time [≤s]	Repeatability [±mg]	Linearity [±mg]	Eccentric load [mg]* (Test load [g])	Optimum starting point of the operating range [mg]**
<b>Ultra-microbalance</b>									
0.0001 mg									
<b>2.7S</b>	0.0001	2.1	Ø 20	7	10	0.00025	0.0009	0.0025 (1)	0.082***
<b>Microbalances</b>									
0.001 mg									
<b>6.6S</b>	0.001	6.1	Ø 30	5	8	0.001	0.004	0.004 (2)	0.82***
<b>3.6P</b>	0.001   0.002   0.005	1.1   2.1   3.1	Ø 30	5	8	0.003   0.004   0.005	0.004	0.005 (1)	0.82***
<b>Semimicrobalances</b>									
0.01 mg									
<b>225S</b>	0.01	220	85 × 85	2	6	0...60 g: 0.015 60...220 g: 0.025	0.1	0.15 (100)	8.2
<b>225P</b>	0.01   0.02   0.05	60   120   220	85 × 85	2	6	0...60 g: 0.015 60...220 g: 0.04	0.15	0.2 (100)	8.2
<b>125P</b>	0.01   0.1	60   120	85 × 85	2	6	0...60 g: 0.015 60...120 g: 0.06	0.15	0.15 (50)	8.2
<b>Analytical Balances</b>									
0.1 mg									
<b>524S</b>	0.1	520	85 × 85	1	3	0.1	0.4	0.3 (200)	82
<b>524P</b>	0.1   0.2   0.5	120   240   520	85 × 85	1	3	0.15   0.2   0.4	0.5	0.4 (200)	82
<b>324S</b>	0.1	320	85 × 85	1	3	0.1	0.3	0.3 (200)	82
<b>324P</b>	0.1   0.2   0.5	80   160   320	85 × 85	1	3	0.1   0.2   0.4	0.5	0.4 (200)	82
<b>224S</b>	0.1	220	85 × 85	1	3	0.07	0.2	0.2 (100)	82
<b>124S</b>	0.1	120	85 × 85	1	3	0.1	0.2	0.2 (50)	82

\* Position according to OIML R76

\*\* According to USP (United States Pharmacopeia) Chapter 41, the optimal operating range is defined as the range from 820 d to the maximum weighing capacity. Depending on the installation location and environmental conditions, the value may be higher.

\*\*\* With DM draft shield



### Cubis® Weighing Modules

Please enter the model name, starting from the left, in the field identified by the icon in the order code.

	Readability [mg]	Weighing capacity [g]	Weighing pan (W × D) [mm]	Typical stabiliza- tion time [≤s]	Typical response time [≤s]	Repeatability [≤±mg]	Linearity [≤±mg]	Eccentric (off- center) [mg]* (Test load [g])	Optimum starting point of the operating range [g]**
<b>Precision Balances</b>									
<b>5203S</b>	1	5,200	140 × 140	1	2	1	5	2 (2,000)	0.82
<b>5203P</b>	1 2 5	1,200 2,400  5,200	140 × 140	1	2	1	5	2 (2,000)	0.82
<b>3203S</b>	1	3,200	140 × 140	1	2	1	5	2 (1,000)	0.82
<b>2203S</b>	1	2,200	140 × 140	1	1.5	1	3	2 (1,000)	0.82
<b>2203P</b>	1 10	1,010 2,200	140 × 140	1	1.5	1 6	5	3 (1,000)	0.82
<b>1203S</b>	1	1,200	140 × 140	1	1.5	0.7	2	2 (500)	0.82
<b>623S</b>	1	620	140 × 140	0.8	1	0.7	2	2 (200)	0.82
<b>623P</b>	1 2 5	150 300 620	140 × 140	0.8	1	1 2 4	5	4 (200)	0.82
<b>323S</b>	1	320	140 × 140	0.8	1	0.7	2	2 (200)	0.82
<b>14202S</b>	10	14,200	206 × 206	1	1.5	10	30	20 (5,000)	8.2
<b>14202P</b>	10 20 50	3,500 7,000  14,200	206 × 206	1	1.5	10 20 40	50	40 (5,000)	8.2
<b>10202S</b>	10	10,200	206 × 206	1	1.5	7	20	20 (5,000)	8.2
<b>8202S</b>	10	8,200	206 × 206	1	1.5	7	20	20 (5,000)	8.2
<b>6202S</b>	10	6,200	206 × 206	1	1.5	7	20	20 (2,000)	8.2
<b>6202P</b>	10 20 50	1,500 3,000  6,200	206 × 206	1	1.5	7 20 40	50	50 (2,000)	8.2
<b>5202S</b>	10	5,200	140 × 140	0.8	1	6	10	10 (2,000)	8.2
<b>4202S</b>	10	4,200	206 × 206	0.8	1	7	20	30 (2,000)	8.2
<b>2202S</b>	10	2,200	206 × 206	0.8	1	7	20	20 (1,000)	8.2
<b>1202S</b>	10	1,200	206 × 206	0.8	1	7	20	20 (500)	8.2
<b>12201S</b>	100	12,200	206 × 206	0.8	1	50	100	200 (5,000)	82
<b>8201S</b>	100	8,200	206 × 206	0.8	1	50	100	200 (5,000)	82
<b>5201S</b>	100	5,200	206 × 206	0.8	1	50	100	200 (2,000)	82
<b>High-capacity Balances</b>									
<b>70201S</b>	100	70,200	400 × 300		1.5	100	500	500 (20,000)	82
<b>36201S</b>	100	36,200	400 × 300		1.5	100	200	300 (10,000)	82
<b>36201P</b>	100   1,000	10,200  36,200	400 × 300		1.5	100   500	200	300 (10,000)	82
<b>20201S</b>	100	20,200	400 × 300		1.5	100	200	300 (5,000)	82
<b>70200S</b>	1,000	70,200	400 × 300		1	500	1,000	1,000 (20,000)	820
<b>36200S</b>	1,000	36,200	400 × 300		1	500	1,000	1,000 (10,000)	820

\* Position according to OIML R76

\*\* According to USP (United States Pharmacopeia) Chapter 41, the optimal operating range is defined as the range from 820 g to the maximum weighing capacity. Depending on the installation location and environmental conditions, the value may be higher.



### Cubis® Levelling

Select the type of levelling mode and enter "0" or "1" in the field identified by the icon in the order code.

0

Cubis® shows the level indicator on the display and provides support for rapid levelling (a standard feature on MSA and MSU display and control units; for MSE units, only symbols are provided to support manual levelling).

1

Fully automatic, motorized Q-Level levelling at the touch of a key (available for all Cubis® weighing modules with a weighing capacity of > 6.1 g and ≤ 6,200 g).



### Test and Approval Certificates

Select a test or approval certificate and enter the certificate type in the field identified by the icon in the order code.

00

Standard certificate of conformity to specifications

TR

Like 00, but with a detailed test report

CE

Factory-calibrated with European verification certificate (not for models with DF draft shield)





### Cubis® Draft Shields

Select a draft shield and enter the identifier in the field identified by the corresponding icon in the order code.

<b>DO</b>	Flat, stainless steel weigh pan with no draft shield for weighing modules with a pan size of 206 × 206 mm and 400 × 300 mm.
<b>DR</b>	Flat, stainless steel weighing pan draft shield (removable, with no glass components) for all precision balances with a readability of 1 mg and weighing module 5202S.
<b>DE</b>	Manual glass draft shield for precision balances with a readability of 1 mg and weighing module 5202S.
<b>DU</b>	Manual glass analytical draft shield chamber, with smooth-action doors that open wide and provide unimpeded access to the weighing chamber without interfering braces. For all models with 0.01 mg, 0.1 mg, and 1 mg readability and weighing module 5202S.
<b>DA</b>	Automatic, glass motorized draft shield with learning capability for user-friendly operation and easy customization to the changing requirements of different applications. For all models with 0.01 mg, 0.1 mg, and 1 mg readability and weighing module 5202S.
<b>DI</b>	Identical to the DA draft shield, but also includes an integrated ionizer to eliminate interfering electrostatic charges on samples and sample containers.
<b>DM</b>	Automatic, motorized, round 100% glass draft shield with learning capability for ultra-microbalance and microbalances with a readability of 0.0001 mg and 0.001 mg (2.7S, 6.6S and 3.6P weighing modules).
<b>DF</b>	Manual stainless steel draft shield for weighing filters with diameters of up to 50 mm (75 mm and 90 mm pans optional). Designed to minimize the effects of static electricity (not for weighing module 3.6P).



### Interface Module Options

For every balance, you can select an additional interface module.

<b>IR</b>	RS-232 interface, 25-pin
<b>IB</b>	<i>Bluetooth®</i> interface
<b>IP</b>	RS-232 interface, 9-pin, incl. PS/2 interface

## Cubis® Optional Accessories

### Printers and Communication

Verifiable data printer for connection to RS-232, 25-pin accessory interface	YDP10-OCE
Verifiable data printer with <i>Bluetooth</i> ® data transmission (with YD001MS-B or option IB only)	YDP10BT-OCE
Color ribbon for YDP10-OCE and YDP10BT-OCE	6906918
Paper rolls for printer YDP10-OCE; 5 rolls, each with 50 m	6906937
Data interface <i>Bluetooth</i> ® for wireless connection of data printer YDP10BT-OCE	YD001MS-B
RS-232C data interface, 9-pin including PS/2 for connecting a computer or keyboard	YD001MS-P
RS-232C data interface, 25-pin for connection of Cubis® accessories	YD001MS-R
Display cable, 3 m, for Cubis® MSA and MSU models, for remote setup of display and weighing unit (installation by Sartorius Service or in factory [order VF4016])	YCC01-MSD3
Display cable, 3 m, for Cubis® MSE models, for remote setup of display and weighing unit (installation by Sartorius Service or in factory [order VF4016])	YCC01-MSED3
Cable, 3 m, between weighing module and electronics module for Cubis® models with 0.01 mg 0.001 mg 0.0001 mg readability	YCC01-MSM3
Installation display cable, 3 m, for Cubis® models, for remote setup of display and weighing unit	VF4016
RS-232C interface cable to connect computer with a 9-pin COM port, length 1.5 m	7357314
SartoCollect software for data communication between balance and PC	YSC02

### Displays and Input|Output Elements

MSA control unit with color TFT graphic display and touch screen	YAC01MSA
MSE display unit with backlit liquid-crystal and tactile keys	YAC01MSE
MSU control unit with backlit b   w graphic display and tactile navigation keys	YAC01MSU
Barcode scanner with connecting cable, 120 mm reading range	YBR03PS2
Foot switch for printing, taring, or using a different function key; key function selectable by menu code, incl. T-connector	YFS01
Infrared sensor for touch-free activation of functions (e.g., controlling the draft shield)	YHS01MS
Hand switch for printing, taring, or using a different function key; key function selectable by menu code, incl. T-connector	YHS02
Foot switch for activating the OPEN CLOSE draft shield functions (only in combination with DA and DI draft shield), taring and printing	YPE01RC
Additional display, LCD, digit height 13 mm, backlit	YRD03Z
3-segment checkweighing display, red – green – red, for plus minus measurements, incl. T-connector	YRD11Z

The *Bluetooth*® word mark and logos are owned by *Bluetooth*® SIG, Inc., and any use of such marks by Sartorius is under license. Other trademarks and trade names are those of their respective owners.

### Pipette Calibration Hardware and Software

Pipette calibration kit (hardware) for models with 0.1 mg and 0.01 mg readability Consists of moisture trap and all required adapters	YCP04MS
Pipette calibration kit (hardware) for microbalance weighing modules 6.6S and 3.6P Consists of moisture trap and all required adapters	VF988
Pipette Tracker pipette calibration software. Software and user manual in English.	YCP04-PT
Pipette Tracker Pro pipette calibration software. For use in regulated areas, networkable and validatable, according to the 21 CFR Part 11 regulations. Software and user manual in English.	YCP04-PTPro
Basic documents for validation (IQ, OQ) of Pipette Tracker Pro version. All documents are in English.	YCP04-VTK

### Filter Weighing and Anti-static Accessories

Anti-static weighing pan, 130 mm diameter, for weighing modules with a readability of 0.1 mg or 0.01 mg	YWP01MS
Filter weighing pan, 75 mm diameter, for ultra-microbalance or microbalance models (weighing modules 6.6S, 2.7S; only together with DF draft shield)	VF2562
Filter weighing pan, 90 mm diameter, for ultra-microbalance or microbalance models (weighing modules 6.6S, 2.7S; only together with DF draft shield)	VF2880
Ionization blower to eliminate electrostatic charges on sample containers and samples	YIB01-ODR
Stat-Pen ionization probe for discharging electrostatically charged samples and filters	YSTP01

### Special Applications

Density determination kit for solids and liquids: for weighing modules with a readability < 1 mg	YDK01MS
Density determination kit for solids and liquids: for weighing modules with a readability = 1 mg	YDK02MS
Q-Grip, universal holder for containers used for weighing and filters up to a diameter of 120 mm (replaces the original weighing pan; for Cubis® models with 0.01 and 0.1 mg readability)	YFH01MS
Q-Grid weighing pan for Cubis® models with a readability of 10 mg or 100 mg (pan size of 206 × 206 mm) for weighing in laboratory hoods, safety weighing cabinets or workbenches (reduces exposure of the weighing pan to lift by strong air current; replaces standard weighing pan)	YWP03MS

### Balance Tables

Balance table made of cast stone, for weighing with vibration dampening	YWT03
Wall console	YWT04
Balance table made of wood with cast-stone inset for precise, reliable weight measurements	YWT09

### Weighing Accessories

Weighing scoop of chrome nickel steel, 90 × 32 × 8 mm	641214
Aluminum weighing scoop, 4.5 mg (250 units) for ultra-microbalance and microbalance models	6565-250
Aluminum weighing scoop, 52 mg (50 units) for ultra-microbalance and microbalance models	6566-50
Support arm for 10   100 mg precision weighing modules for raised mounting of MSE, MSU and MSA display and control units	YDH01MS
Support arm for precision weighing modules with 100 mg   1 g readability and weighing capacity ≥ 20 kg for raised mounting of MSE, MSU and MSA display and control units	YDH02MS
Hook for below-balance weighing; for precision weighing modules with 100 mg   1 g readability and weighing capacity ≥ 20 kg (not for models verified for use in legal metrology; selectable CE features)	69EA0040

The brand name and logo for *Bluetooth*® wireless technology are the property of *Bluetooth*® SIG Inc.

The use of this brand name and trademark by Sartorius AG is under license. Other brand names and trademarks are the property of their respective owners.



# Cubis<sup>®</sup> MCM Manual Mass Comparators

Up to 1 kg



Order number, with uncalibrated climate sensors	<b>MCM6.7</b>	<b>MCM36</b>	<b>MCM66</b>	<b>MCM106</b>
Order number, with calibrated climate sensors and DAkkS certificate	<b>MCM6.7-DAkkS</b>	<b>MCM36-DAkkS</b>	<b>MCM66-DAkkS</b>	<b>MCM106-DAkkS</b>
Design	1	2	2	2
Maximum capacity	6.1 g	31 g	61 g	111 g
Readability	0.1 µg	1 µg	1 µg	1 µg
Range of use	0 – 6 g	0 – 30 g	0 – 60 g	0 – 111 g

## Repeatability "s"

– under optimal conditions <sup>1)</sup>	0.15 µg	1 µg	1 µg	1 µg
– under standard conditions E <sup>2)</sup>	0.3 µg	1.5 µg	2 µg	2 µg
– at 1/3 load <sup>2)</sup>	0.2 µg			
– at 1/10 load <sup>2)</sup>		0.7 µg	0.7 µg	0.7 µg
– under standard conditions F <sup>3)</sup>	0.6 µg	4 µg	5 µg	5 µg
Electronic weighing   tare range	6.1 g	31 g	61 g	61 g
Substitution weights				50 g
Linearity	1 µg	6 µg	8 µg	8 µg
Eccentric (off-center) load deviation	0.25 µg/mm	1 µg/mm	1 µg/mm	1 µg/mm
Stabilization time	10 s	3 s	3 s	5 s
Cycle time (ABA)	90 s	90 s	90 s	90 s

## Standard Accessories

Data interfaces	RS-232C, USB, Ethernet, SD card (optional RS-232C, PS2, <i>Bluetooth</i> <sup>®</sup> )			
Draft shield	•	•	•	•
Additional application programs	Weighing, mass unit conversion, individual identifiers, density determination, statistics			
Port for below-balance weighing hook	•	•	•	•
Climate sensors	Integrated into draft shield			

## Optional Accessories

Calibration weight	5 g   E2 YCW352-00	20 g   E2 YCW422-00	50 g   E2 YCW452-00	50 g   E2 YCW452-00
Climate module	YMC20MC	YMC20MC	YMC20MC	YMC20MC
Calibrated climate module	YMC20MC-DAkkS	YMC20MC-DAkkS	YMC20MC-DAkkS	YMC20MC-DAkkS
2nd draft shield	YDS20C	YDS24C	YDS24C	YDS24C
Balance table	YWT03	YWT03	YWT03	YWT03

## Dimensions

Weighing pan size	Ø 16 mm	Ø 30 mm	Ø 30 mm	Ø 50 mm
Maximum object size (D×H)	16×70 mm	30×120 mm	30×120 mm	50×120 mm
Weigh cell (W×D×H)	122×343×141 mm	222×431×301 mm	222×431×301 mm	222×431×301 mm
Electronic unit (W×D×H)	239×320×56 mm	239×320×56 mm	239×320×56 mm	239×320×56 mm

Repeatability is the standard deviation "s"; it is calculated from 5 ABA cycles under the following conditions:

<sup>1)</sup> Optimal conditions: Automatic measurement without operator influence measured in a laboratory under E1 conditions, on a decoupled weighing stone, no drafts from above

<sup>2)</sup> Standard conditions E: Measurement performed manually under a laboratory under E1 conditions, on a decoupled weighing stone, no drafts from above

<sup>3)</sup> Standard conditions F: Measurement performed manually under a laboratory under at least F1 conditions, on a non-decoupled weighing stone, air conditioning and minimal drafts from above



Order number, with uncalibrated climate sensors	MCM605	MCM1005	MCM1004
Order number, with calibrated climate sensors and DAkkS certificate	MCM605-DAkkS	MCM1005-DAkkS	MCM1004-DAkkS
Design	3	3	3
Maximum capacity	610 g	1,110 g	1,110 g
Readability	0.01 mg	0.01 mg	0.1 mg
Range of use	0 – 610 g	0 – 1,110 g	0 – 1,110 g
Repeatability “s”			
– under optimal conditions <sup>1)</sup>	10 µg	15 µg	0.05 mg
– under standard conditions E <sup>2)</sup>	20 µg	20 µg	0.07 mg
– at 1/3 load <sup>2)</sup>	15 µg		
– at 1/10 load <sup>2)</sup>	10 µg	15 µg	0.05 mg
– under standard conditions F <sup>3)</sup>	30 µg	50 µg	0.2 mg
Electronic weighing   taring range	610 g	610 g	610 g
Substitution weights		500 g	500 g
Linearity	100 µg	100 µg   600 g	0.1 mg   600 g
Eccentric (off-center) load deviation	10 µg / mm	15 µg / mm	30 µg / mm
Stabilization time	5 s	5 s	3 s
Cycle time (ABA)	90 s	90 s	90 s
Standard Accessories			
Data interfaces	RS-232C, USB, Ethernet, SD card (optional RS-232C, PS2, <i>Bluetooth</i> ®)		
Draft shield	•	•	•
Additional application programs	Weighing, mass unit conversion, individual identifiers, density determination, statistics		
Port for below-balance weighing hook	•	•	•
Climate sensors	Integrated into draft shield		
Optional Accessories			
Calibration weight	500 g   E2 YCW552-00	500 g   E2 YCW552-00	500 g   E2 YCW552-00
Climate module	YMC20MC	YMC20MC	YMC20MC
Calibrated climate module	YMC20MC-DAkkS	YMC20MC-DAkkS	YMC20MC-DAkkS
2nd draft shield	YDS24C	YDS24C	YDS24C
Balance table	YWT03	YWT03	YWT03
Dimensions			
Weighing pan size	Ø 90 mm	Ø 90 mm	Ø 90 mm
Maximum object size (D×H)	135×140 mm	135×140 mm	135×140 mm
Weigh cell (W×D×H)	222×431×301 mm	222×431×301 mm	222×431×301 mm
Electronic unit (W×D×H)	239×320×56 mm	239×320×56 mm	239×320×56 mm

Repeatability is the standard deviation "s"; it is calculated from 5 ABA cycles under the following conditions:

<sup>1)</sup> Optimal conditions: automatic measurement without operator influence measured in a laboratory under E1 conditions, on a decoupled weighing stone, no drafts from above

<sup>2)</sup> Standard conditions E: measurement performed manually in a laboratory under E1-conditions, on a decoupled weighing stone, no drafts from above

<sup>3)</sup> Standard conditions F: measurement performed manually in a laboratory under at least F1 conditions, on a non-decoupled weighing stone, air conditioning and minimal drafts from above

# Cubis<sup>®</sup> MCM Manual Mass Comparators

2 kg – 10 kg



Order number, with uncalibrated climate sensors	<b>MCM2004</b>	<b>MCM5004</b>	<b>MCM5003</b>	<b>MCM10K3</b>
Order number, with calibrated climate sensors and DAkkS certificate	<b>MCM2004-DAkkS</b>	<b>MCM5004-DAkkS</b>	<b>MCM5003-DAkkS</b>	<b>MCM10K3-DAkkS</b>
Design	4	4	4	5
Maximum capacity	2,500 g	5,100 g	5,100 g	11 kg
Readability	0.1 mg	0.1 mg	1 mg	1 mg
Range of use	0 – 2,500 g	0 – 5,100 g	0 – 5,100 g	0 – 11 kg
<b>Repeatability "s"</b>				
– under optimal conditions <sup>1)</sup>	0.05 mg	0.3 mg	0.5 mg	0.8 mg
– under standard conditions E <sup>2)</sup>	0.1 mg	0.5 mg	0.8 mg	1 mg
– at 1/3 load <sup>2)</sup>				
– at 1/10 load <sup>2)</sup>	0.07 mg	0.3 mg	0.5 mg	0.8 mg
– under standard conditions F <sup>3)</sup>	0.3 mg	0.8 mg	1.5 mg	3 mg
Electronic weighing   tare range	2,500 g	5,100 g	5,100 g	11 kg
Substitution weights		50 g		
Linearity	1 mg	2 mg	3 mg	6 mg
Eccentric (off-center) load deviation	30 µg/mm	151 µg/mm	300 µg/mm	0.5 mg/mm
Stabilization time	3 s	3 s	3 s	3 s
Cycle time (ABA)	90 s	90 s	90 s	90 s

## Standard Accessories

Data interfaces	RS-232C, USB, Ethernet, SD card (optional RS-232C, PS2, <i>Bluetooth</i> <sup>®</sup> )			
Draft shield	•	•	•	
Additional application programs	Weighing, mass unit conversion, individual identifiers, density determination, statistics			
Port for below-balance weighing hook	•	•	•	•
Climate sensor	Integrated into draft shield			Can be connected externally

## Optional Accessories

Calibration weight	2 kg   E2 YCW622-00	5 kg   E2 YCW652-00	5 kg   E2 YCW652-00	10 kg   E2 YCW712-00
Climate module	YMC20MC	YMC20MC	YMC20MC	YMC20MC
Calibrated climate module	YMC20MC-DAkkS	YMC20MC-DAkkS	YMC20MC-DAkkS	YMC20MC-DAkkS
2nd draft shield	YDS24C	YDS24C	YDS24C	YDS24C
Balance table	YWT03	YWT03	YWT03	YWT03
Lifting device for 10 kg				YAW51
Lifting device for 20 kg				

## Dimensions

Weighing pan size (W×D)	136×136 mm	136×136 mm	136×136 mm	200×200 mm
maximum object size (D×H)	130×200 mm	130×200 mm	130×200 mm	
Weigh cell (W×D×H)	240×276×373 mm	240×276×373 mm	240×276×373 mm	240×276×102 mm
Electronic unit (W×D×H)	239×320×56 mm	239×320×56 mm	239×320×56 mm	239×320×56 mm

Repeatability is the standard deviation "s"; it is calculated from 5 ABA cycles under the following conditions:

<sup>1)</sup> Optimal conditions: automatic measurement without operator influence measured in a laboratory under E1 conditions, on a decoupled weighing stone, no drafts from above.

<sup>2)</sup> Standard conditions E: measurement performed manually in a laboratory under E1 conditions, on a decoupled weighing stone, no drafts from above

<sup>3)</sup> Standard conditions F: measurement performed manually in a laboratory under at least F1 conditions, on a non-decoupled weighing stone, air conditioning and minimal drafts from above

# Cubis<sup>®</sup> MCM Manual Mass Comparators

40 kg – 60 kg



Order number, with uncalibrated climate sensors	<b>MCM40K3</b>	<b>MCM60K3</b>	<b>MCM60K2</b>
Order number, with calibrated climate sensors with DAkkS certificate	<b>MCM40K3-DAkkS</b>	<b>MCM60K3-DAkkS</b>	<b>MCM60K2-DAkkS</b>
Design	6	6	6
Maximum capacity	41 kg	64 kg	64 kg
Readability	1 mg	2 mg	10 mg
Range of use	0 – 41 kg	0 – 64 kg	0 – 64 kg

## Repeatability s

– under optimal conditions <sup>1)</sup>	2 mg	4 mg	6 mg
– under standard conditions E <sup>2)</sup>	3 mg	6 mg	10 mg
– at 1/3 load <sup>2)</sup>			
– at 1/10 load <sup>2)</sup>	2 mg	4 mg	
– under standard conditions F <sup>3)</sup>	6 mg	10 mg	25 mg
Electronic weighing   tare range	41 kg	64 kg	64 kg
Linearity	20 mg	40 mg	50 mg
Eccentric (off-center) load deviation	3.5 mg/mm	3.5 mg/mm	3.5 mg/mm
Stabilization time	5 s	5 s	5 s
Cycle time (ABA)	120 s	120 s	120 s

## Standard Accessories

Data interfaces	RS-232C, USB, Ethernet, SD card (optional RS-232C, PS2, <i>Bluetooth</i> <sup>®</sup> )		
Additional application programs	Weighing, mass unit conversion, individual identifiers, density determination, statistics		
Port for below-balance weighing hook	with opt. accessories 69EA0040	with opt. accessories 69EA0040	with opt. accessories 69EA0040
Climate sensor	Can be connected externally		

## Optional Accessories

Calibration weight	20 kg   E2 YCW722-00	50 kg   E2 YCW752-00	50 kg   E2 YCW752-00
Climate module	YMC20MC	YMC20MC	YMC20MC
Calibrated climate module	YMC20MC-DAkkS	YMC20MC-DAkkS	YMC20MC-DAkkS
2nd draft shield	YDS05C   YDS03C	YDS05C   YDS03C	YDS05C   YDS03C
Lifting device for 10 kg	YAW51	YAW51	YAW51
Lifting device for 20 kg	YAW52	YAW52	YAW52
Lifting device for 50 kg		YAW53	YAW53
Crane with chain hoist		YLD01C	YLD01C
Gripper for weights with handle		YLD02C	YLD02C
Floor-mounted column, stainless steel			

## Dimensions

Weighing pan size (W × D)	400 × 300 mm	400 × 300 mm	400 × 300 mm
Weigh cell (W × D × H)	400 × 326 × 126 mm	400 × 326 × 126 mm	400 × 326 × 126 mm
Electronic unit (W × D × H)	239 × 320 × 56 mm	239 × 320 × 56 mm	239 × 320 × 56 mm

Repeatability is the standard deviation "s"; it is calculated from 5 ABA cycles under the following conditions:

<sup>1)</sup> Optimal conditions: automatic measurement without operator influence measured in a laboratory under E1 conditions, on a decoupled weighing stone, no drafts from above.

<sup>2)</sup> Standard conditions E: measurement performed manually in a laboratory under E1 conditions, on a decoupled weighing stone, no drafts from above

<sup>3)</sup> Standard conditions F: measurement performed manually in a laboratory under at least F1 conditions, on a non-decoupled weighing stone, air conditioning and minimal drafts from above



### Accessories for Cubis® MCM Mass Comparators

Climate module, uncalibrated, for all MCM models	YCM20MC
Calibration of a climate module YCM20MC with DAkkS calibration certificate	YCM20DAkkS
Climate module with DAkkS calibration certificate for all MCM models	YCM20MC-DAkkS
Hook for below-balance weighing, for models MCM40K3, MCM60K3, MCM60K2, MCM40K3-DAkkS, MCM60K3-DAkkS and MCM60K2-DAkkS	69EA0040
Tower for climate module, for mounting YCM20MC; can be ported to the following models: MCM10K3, MCM40K3, MCM60K3, MCM60K2, MCM10K3-DAkkS, MCM40K3-DAkkS, MCM60K3-DAkkS and MCM60K2-DAkkS, connecting cable included	YCM20MC Tower



# Sales and Service Contacts

For further contacts, visit [www.sartorius.com](http://www.sartorius.com)

## Europe

### Germany

Sartorius Lab Instruments  
GmbH & Co. KG  
Weender Landstrasse 94–108  
37075 Goettingen  
Phone +49.551.308.0  
Fax +49.551.308.3289

### France & Suisse Romande

Sartorius France  
2, rue Antoine Laurent de Lavoisier  
ZA de la Gaudrée  
91410 Dourdan  
Phone +33.1.70.62.50.00  
Fax +33.1.64.59.76.39

### Austria

Sartorius Austria GmbH  
Franzosengraben 12  
1030 Vienna  
Phone +43.1.7965760.0  
Fax +43.1.7965760.24

### Belgium

Sartorius Belgium N.V.  
Leuvensesteenweg, 248/B  
1800 Vilvoorde  
Phone +32.2.756.06.71  
Fax +32.2.253.45.95

### Finland & Baltics

Sartorius Biohit Liquid Handling Oy  
Laippatie 1  
00880 Helsinki  
Phone +358.9.755.951  
Fax +358.9.755.95.200

### Hungary

Sartorius Hungária Kft.  
Kagyló u. 5.  
2092 Budakeszi  
Phone +3623.457.227  
Fax +3623.457.147

### Ireland

Sartorius Ireland Ltd.  
Unit 41, The Business Centre  
Stadium Business Park  
Ballycoolin Road  
Dublin 11  
Phone +353.1.8089050  
Fax +353.1.8089388

### Italy

Sartorius Italy S.r.l.  
Viale A. Casati, 4  
20835 Muggiò (MB)  
Phone +39.039.4659.1  
Fax +39.039.4659.88

### Netherlands

Sartorius Netherlands B.V.  
Phone +31.30.60.53.001  
Fax +31.30.60.52.917  
[info.netherlands@sartorius.com](mailto:info.netherlands@sartorius.com)

### Poland

Sartorius Poland sp.z o.o.  
ul. Wrzesinska 70  
62-025 Kostrzyn  
Phone +48.61.6473830  
Fax +48.61.6473839

### Russian Federation

LLC "Sartorius ICR" and LLC "Biohit"  
Uralskaya str. 4, Lit. B  
199155, Saint-Petersburg  
Phone +7.812.327.5.327  
Fax +7.812.327.5.323

### Spain & Portugal

Sartorius Spain, S.A.  
Avda. de la Industria, 32  
Edificio PAYMA  
28108 Alcobendas (Madrid)  
Phone Spain +34.902.123.367  
Phone Portugal +351.800.855.800  
Fax Spain +34.91.358.96.23  
Fax Portugal +351.800.855.799

### Switzerland

Sartorius Mechatronics Switzerland AG  
Ringstrasse 24a  
8317 Tagelswangen (ZH)  
Phone +41.44.746.50.00  
Fax +41.44.746.50.50

### U.K.

Sartorius UK Ltd.  
Longmead Business Centre  
Blenheim Road, Epsom  
Surrey KT19 9QQ  
Phone +44.1372.737159  
Fax +44.1372.726171

### Ukraine

LLC "Biohit"  
Post Box 440 "B"  
01001 Kiev, Ukraine  
Phone +380.44.411.4918  
Fax +380.50.623.3162

## America

### USA

Sartorius Corporation  
5 Orville Drive, Suite 200  
Bohemia, NY 11716  
Phone +1.631.254.4249  
Toll-free +1.800.635.2906  
Fax +1.631.254.4253

### Argentina

Sartorius Argentina S.A.  
Int. A. Ávalos 4251  
B1605ECS Munro  
Buenos Aires  
Phone +54.11.4721.0505  
Fax +54.11.4762.2333

### Brazil

Sartorius do Brasil Ltda  
Avenida Senador Vergueiro 2962  
São Bernardo do Campo  
CEP 09600-000 - SP- Brasil  
Phone +55.11.4362.8900  
Fax + 55.11.4362.8901

### Canada

Sartorius Canada Inc.  
2179 Dunwin Drive #4  
Mississauga, ON L5L 1X2  
Phone +1.905.569.7977  
Toll-Free +1.800.668.4234  
Fax +1.905.569.7021

### Mexico

Sartorius de México S.A. de C.V.  
Circuito Circunvalación Poniente  
No. 149  
Ciudad Satélite  
53100, Estado de México  
México  
Phone +52.5555.62.1102  
Fax +52.5555.62.2942

## Asia | Pacific

### Australia

Sartorius Australia Pty. Ltd.  
Unit 5, 7-11 Rodeo Drive  
Dandenong South Vic 3175  
Phone +61.3.8762.1800  
Fax +61.3.8762.1828

### China

Sartorius Scientific  
Instruments (Beijing) Co., Ltd.  
33 Yu An Road, Airport Industrial Park  
Zone B,  
Shunyi District, Beijing 101300,  
P.R.China  
Phone +86.10.8042.6300  
Fax +86.10.8042.6486

### Hong Kong

Sartorius Hong Kong Ltd.  
Unit 1012, Lu Plaza  
2 Wing Yip Street  
Kwun Tong  
Kowloon, Hong Kong  
Phone +852.2774.2678  
Fax +852.2766.3526

### India

Sartorius Weighing India Pvt. Ltd.  
#69/2-69/3, NH 48, Jakkasandra,  
Nelamangala Tq  
562 123 Bangalore, India  
Phone +91.80.4350.5250  
Fax +91.80.4350.5253

### Japan

Sartorius Japan K.K.  
4th Fl., Daiwa Shinagawa North Bldg.  
8-11, Kita-Shinagawa 1-chome  
Shinagawa-ku, Tokyo, 140-0001 Japan  
Phone +81.3.3740.5408  
Fax +81.3.3740.5406

### Malaysia

Sartorius Malaysia Sdn. Bhd  
Lot L3-E-3B, Enterprise 4  
Technology Park Malaysia  
Bukit Jalil  
57000 Kuala Lumpur, Malaysia  
Phone +60.3.8996.0622  
Fax +60.3.8996.0755

### Singapore

Sartorius Singapore Pte. Ltd  
1 Science Park Road,  
The Capricorn, #05-08A,  
Singapore Science Park II  
Singapore 117528  
Phone +65.6872.3966  
Fax +65.6778.2494

### South Korea

Sartorius Korea Ltd.  
8th Floor, Solid Space B/D,  
PanGyoYeok-Ro 220, Bundang-Gu  
SeongNam-Si, GyeongGi-Do, 463-400  
Phone +82.31.622.5700  
Fax +82.31.622.5799

### Thailand

Sartorius (Thailand) Co. Ltd.  
129 Rama 9 Road,  
Huaykwang  
Bangkok 10310  
Phone +66.2643.8361-6  
Fax +66.2643.8367



◀ [www.sartorius.com](http://www.sartorius.com)