

☀ Troubleshooting

If the unit doesn't operate...	Check that the batteries are installed correctly, or install new batteries.
If the volume is too low...	Install new batteries.
If the voice/music begins playing at a very high or low rate of speed...	Install new batteries.
If there is a continuous buzzing sound and the unit doesn't operate...	Install new batteries.
If the light of the keys becomes dim	Install new batteries.
If the unit malfunctions...	Install new batteries.

☀ Important Information

Care instructions:

- Keep the unit clean by wiping it with a slightly damp cloth.
- Keep the unit out of direct sunlight and away from any direct heat source.
- Do not expose the unit to moisture or water.

This product complies with the essential requirements of European directives 88/378/EEC, directives 89/336/EEC, 92/31/EC, 93/68/EEC, 2004/108/EC, 2002/96/EC and 2003/108/EC, 2002/95/EC

InspirationWorks UK Ltd

Prudence Place
Proctor Way
LUTON
Bedfordshire
LU2 9PE
UK



www.inspirationworks.co.uk

© 2008 - CIDE toys

Peppa Pig © Astley Baker Davies/E1 Entertainment 2003

Rev00
May 2010
Made in China
Printed in China



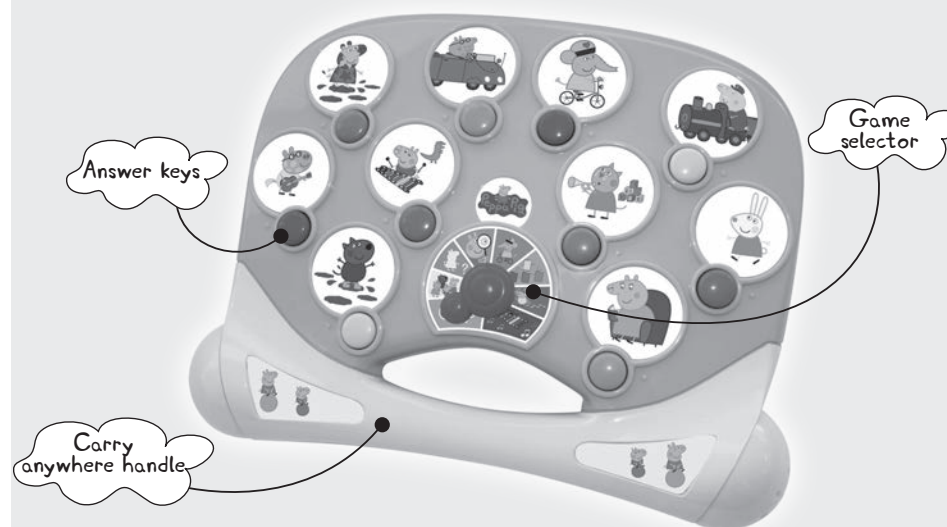
WASTE ELECTRICAL PRODUCTS AND BATTERIES SHOULD NOT BE DISPOSED OF WITH HOUSEHOLD WASTE. PLEASE RECYCLE WHERE FACILITIES EXIST. CHECK WITH YOUR LOCAL AUTHORITY FOR RECYCLING ADVICE.



2+

Play and learn with Peppa and friends Instruction Manual

☀ The Unit



☀ Important Information

- This toy is suitable for children aged 2 years & over.
- Please retain this manual for further reference.
- **WARNING:** All packing materials such as internal bags, plastic collars, plastic films, carton inserts are not part of this product and should be discarded for your child's safety.
- **IMPORTANT:** for additional safety, check toys regularly for signs of damage during use.

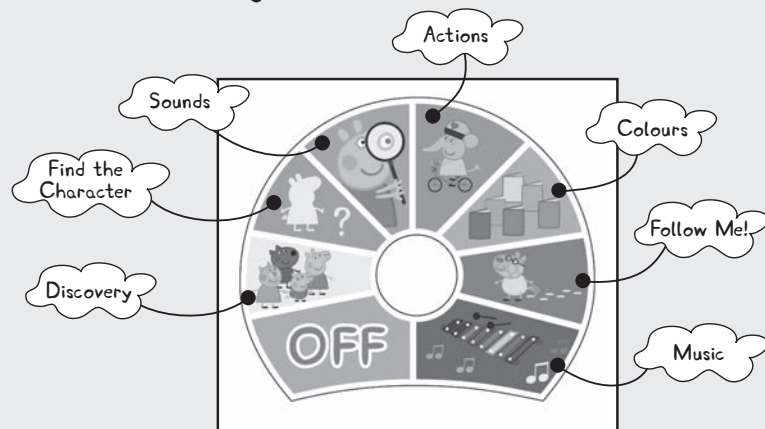
☀ Content:

- Unit
- User manual



S0831

How to Play



GM1: Discovery

Press a key to discover what Peppa and her friends are doing!

GM2: Find a character

Peppa will give you 3 chances to find the correct character - either her or her friends.

GM3: Fun sounds

You will hear 2 sounds... Find who it is!
You have 3 chances!

GM4: Actions

Peppa will ask you to find a character doing a certain action.
You have 3 chances!

GM5: Colours

Peppa will ask you to find a character based on the colour of his / her clothes or the colour of a certain item.
You have 3 chances!

GM6: Follow me!

This is a fun game! You hear a sound and you have to press on the corresponding key pretty fast or you will lose! If you complete a sequence of 5 sounds, you'll hear a rewarding sound!

GM7: Music

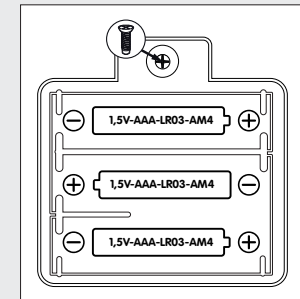
Press a key to hear a short, fun music!

Automatic shut off:

In order to spare the battery life, the unit switches off automatically after about a minute of inactivity. To re-activate the unit, move the game selector or press a key.

How to Change Batteries

1. This product requires 3 AAA batteries.
2. When required, using a suitable screwdriver, undo and remove the battery cover located under the unit.
3. Insert 3 AAA batteries into the compartment ensuring they are installed the correct way around.
4. The polarities are marked inside the battery compartment.
5. Reassemble the battery cover and tighten the screw to secure.
6. Do not over tighten.



Please note the important points below when using batteries to power this product:

- Batteries should be inserted and removed by an adult.
- Only use the type of batteries specified in this user manual, or equivalent type. We recommend the use of alkaline batteries.
- Follow the polarity diagram inside the battery compartment and the polarity markings on the batteries.
- An incorrect location may either damage the toy, or cause battery leakage, or, to an extreme degree, lead to battery explosion.
- Do not try to charge non-rechargeable batteries, as they may leak or explode.
- Replace all batteries at the same time.
- Do not mix new with old batteries.
- Do not mix different types of batteries (i. e. alkaline and zinc carbon).
- Remove the batteries during long periods of non-use. Always remove exhausted batteries from the product. Battery leakage and corrosion can damage the product.
- Do not short-circuit the supply terminals. Store batteries away from metal objects.
- Do not dispose of batteries in fire, as they may leak or explode. Never disassemble batteries.
- Rechargeable batteries should not be used.
- When rechargeable batteries are used anyway:
 - Rechargeable batteries shall be charged only under the supervision of an adult.
 - Rechargeable batteries shall be removed from the toy before being charged (if they can be removed).
- If a battery is swallowed, consult a Doctor or Medical Facility, don't forget to take the product with you.
- If battery leakage occurs and come in contact with the skin or eyes, wash immediately with lots of water.
- Batteries are included for demonstration purposes only and may need replacing after purchase.
- Strong Electro Magnetic Interference may disturb the normal function of the product. If so, simply reset the product to resume normal operation by following the instruction manual. In case the function could not resume, please use the product in other location.