

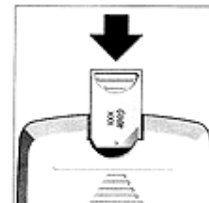
ADVANTAGE Complete



Basic Meter Instructions

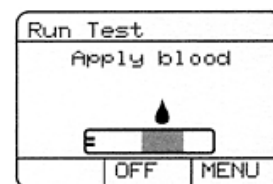
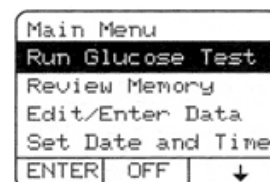
Coding the Accu-Chek Advantage Complete

- Every time a new vial of test strips is opened, you need to set your meter to "match" the code on the new vial you are using, ie. calibrate your meter
- With power turned off, turn meter over and insert code key until it snaps into place
- Check that the code number on the monitor matches the code on the vial of test strips
- Ensure you have set the time and date on your meter. If not set, please refer to the User's Manual for instructions



Performing a Test

- Turn meter on by pressing any button and then press ENTER to select "Run Glucose Test"
or
- Insert a test strip for auto start
- Check the calibration code matches the code number on the vial of test strips
- After a few seconds, a flashing blood drop icon will appear
- Remove a new test strip from vial. Within 30 seconds, gently insert test strip with coloured area facing up and silver bars inside meter
- Obtain a blood sample using SOFTClix® lancing device. Touch and hold the drop of blood to the edge of the strip until the yellow window is completely filled. The blood will be drawn into the strip automatically. You may hear a beep to indicate test is beginning
- Blood glucose result is displayed within 25 seconds. The meter will shut off automatically when test strip is removed
- If you wish to add an event or diary information, leave the test strip in the meter and press EVENT or DIARY key. If all correct, press SAVE



Changing the batteries

- Slide the battery cover from the back of meter in the direction of the arrow
- Insert the two 1.5 volt AAA alkaline batteries, one at a time. Insert the positive end of battery first.
- Slide battery cover back in place. Wait 40 seconds, then turn the meter ON by pressing any button



Cleaning the meter

- There is no cleaning required.
- You can clean the outside of the meter with a slightly dampened, soft cloth.

"For people with diabetes. Use only as directed and see your healthcare professional for medical advice."
Accu-Chek Integra is a trademark of Roche. © 2008 Roche Diagnostics



Roche Diagnostics Australia Pty. Ltd
ABN 29 003 001 205
Accu-Chek Enquiry Line 1800 251 816
www.accu-chek.com.au

ACCU-CHEK®
Live life. We'll fit in.