

AUTHENTIC

PRODUCT  
GUARANTEE

Warranty Void  
If Purchased Via  
Amazon.com or eBay.com

# Magical Butter.com®

Please  
visit  
**MagicalButter.com®**

for the  
latest  
Owner's  
Manual

## Owner's Manual





## Table of Contents

Overview & features	Page 1
Benefits & IMPORTANT SAFETY INSTRUCTIONS	Page 2-3
Getting to know your MagicalButter.com®	Page 4
Technical specifications	Page 5
Recipe: MagicalButter	Page 6
Recipe: MagicalButter Oil	Page 7
Recipe: MagicalButter Tincture	Page 8
Directions for "Car Wash" clean function	Page 9
Troubleshooting guide	Page 10
Tips & frequently asked questions	Page 11-12
Customer service	Page 13
LIMITED ONE YEAR WARRANTY	Page 13





At the touch of a button, enjoy great tasting healthy foods or make natural skin care products!

### **MagicalButter makes your recipes better!**

- Brownies
- Cookies
- Smoothies
- Sauces
- Soups
- Vegetables
- Candies
- Salad dressings
- Seafood
- Marinades
- Meats
- Beverages
- Lotions & Salves
- Much more

**MagicalButter uses our exclusive technology to extract botanical nutrients directly into butter, cooking oils, alcohol and lotions.**

### **Works with:**

- Butter
- Tincture
- Peanut oil
- Corn oil
- Olive oil
- Coconut oil
- Sunflower oil
- Grapeseed oil
- Avocado oil
- Much more

## **Features**

- Fully automatic, microprocessor-controlled program sequences



**DIGITAL FIRE  
TECHNOLOGY**

- Our exclusive technology ensures even heating
- Pitcher constructed of solid surgical stainless steel
- Integrated digital thermostat & sensors bring laboratory-grade temperature controls to your kitchen for consistent results
- Botanical oil in as little as 1 hour!
- Botanical butter in as little as 2 hours!
- Botanical tincture in as little as 4 hours!
- Recipes - Let your imagination run wild!
- Makes 2 to 5 cups per cycle
- Self cleaning!

**Consistent  
Happiness!™**



**AUTHENTIC  
PRODUCT  
GUARANTEE**

Warranty Void  
If Purchased Via  
Amazon.com or eBay.com

# MagicalButter.com®

## Congratulations on your purchase!

MagicalButter has many benefits derived from years of research and customer feedback. Research continues to reveal the numerous potential health benefits of botanicals, such as helping patients with the following conditions:

- Cancer
- Heart disease
- High blood pressure
- Multiple Sclerosis
- Sleep disorders
- Glaucoma
- Epilepsy
- HIV/AIDS
- Sexual impairment
- Obesity
- Mental health
- Countless others


MagicalButter makes it easy to integrate botanicals into your healthy lifestyle. The possibilities are endless.\*

To share or view recipes and tips, visit: [MagicalButter.com/recipes](https://magicalbutter.com/recipes)

## IMPORTANT SAFETY INSTRUCTIONS

MagicalButter.com® reminds you that when using the MB machine or any electric appliance, there are some recognized sound safety precautions that should always be followed, including:

1. Read all instructions for the appliance. There may be specific warnings, such as our warning against submerging the head or motor in water, and to use the MB machine in a well-ventilated area.
2. NOTE THAT THE PURIFY FILTER™ BAG IS USED ONLY AFTER THE MB MACHINE HAS MADE THE BUTTER, OIL OR TINCTURE. **THE FILTER IS NEVER TO BE USED IN THE MB MACHINE.** ONCE THE MB MACHINE HAS COMPLETED ITS PROGRAMMED COOKING SEQUENCE AND THE BUTTER, OIL OR TINCTURE HAS BEEN PREPARED, TAKE THE FILTER AND HOLD IT (OPEN SIDE UP) ABOVE A STORAGE CONTAINER. NEXT, POUR THE CONTENTS OF THE MB MACHINE INTO THE OPEN END OF THE FILTER AND LET THE CONTENTS SEEP THROUGH THE BOTTOM OF THE FILTER INTO THE STORAGE CONTAINER. IF YOU HAVE A MAGICALBUTTER.COM® LOVE GLOVE™, USE THE GLOVE TO HOLD THE FILTER BAG DURING THIS STEP TO BETTER PROTECT YOUR HANDS FROM THE HOT CONTENTS OF THE MB MACHINE.
3. NEVER USE THE FILTER IN THE MB MACHINE WHEN IT IS OPERATING. The blades will destroy the filter and the filter will damage the blades.
4. The MB machine is NOT a medical device in any way. No statement made about the MB machine has been evaluated by the Food and Drug Administration in any manner, and the MB machine is not intended to diagnose, treat, cure, or prevent any disease (as per United States of America 21 C.F.R. 101.93(c).)
5. ALWAYS USE EXCLUSIVELY IN WELL-VENTILATED AREAS.







6. THE MB MACHINE WILL BE HOT DURING AND AFTER USE. USE PRECAUTIONS AGAINST BEING BURNED.
7. Take extreme caution when moving any appliance that has hot food or liquids inside.
8. Keep the MB machine away from sparks or flames, and never ignite a fire inside the MB machine.
9. To help protect against RISK OF ELECTRICAL SHOCK, do not put cord, plug, base, head or motor in water or other liquid.
10. No appliance, including the MB machine, should be used by or near unsupervised children.
11. ALWAYS UNPLUG ELECTRIC CORD from outlet when the MB machine is not in use, before putting on or taking off parts, and before setting the MB machine for its self-cleaning.
12. AVOID ANY CONTACT WITH MOVING PARTS.
13. Only use the original cord included with the MB machine. If the cord or plug is damaged, or if the MB machine malfunctions, or if it is dropped or damaged in any manner, DO NOT OPERATE THE APPLIANCE. Contact us immediately at 1-800-420-4334.
14. The use of any attachments not specifically recommended or sold by MagicalButter.com may cause a serious risk of injury to persons and is not authorized or permitted.
15. The MB machine is NOT FOR USE OUTDOORS.
16. When using the MB machine, do not permit the electric cord to hang over edge of the table or counter, or touch hot surfaces, including a stove.
17. KEEP ALL HANDS, FINGERS and UTENSILS out of the MB machine's cavity when it is "ON."
18. Be aware that the interior blades of the MB machine may be sharp, and you must handle carefully – especially when assembling, disassembling or cleaning the inside of the MB machine.
19. Do not use the MB machine if any part is broken, chipped, or cracked or if the blending blades are broken, cracked or loose.
20. ALWAYS OPERATE THE MB MACHINE WITH THE HEAD ON THE MACHINE (LID CLOSED.)
21. DO NOT UNDER-(below MIN line) OR OVER-(above MAX line) FILL THE MB MACHINE.
22. When operating the MB machine, ensure that the Head is on the machine properly and secure. Injury can result if the moving blades accidentally become exposed.
23. DO NOT LEAVE THE MB MACHINE UNATTENDED WHEN PLUGGED IN OR OPERATING.
24. Do not use the MB machine for anything other than its intended purpose.

**Magical  
Butter.com®**



# MagicalButter.com®

## Getting to know your MagicalButter.com Botanical Extractor™

1. Head: Motor and microprocessor are inside.\*
2. Head Handle.\*
3. Temperature Button: 160°F/71°C, 190°F/88°C, 220°F/104°C, 250°F/121°C (Recommended starting temperature for fresh botanicals is 160°F/71°C).
4. Timer Buttons: 1 Hour/Oil, 2 Hours/Butter, 4 Hours/Tincture, 8 Hours and CLEAN.\*
5. Pitcher Handle.\*
6. Plug: Insert the plug into the base before starting the botanical extractor.\*
7. Digital Fire Technology Heater Element: Heats ingredients.\*
8. Pitcher: Constructed of surgical stainless steel.
9. Proprietary 420 Emulsion Blade: Extracts, grinds and stirs ingredients.
10. Overflow Sensor: Prevents ingredients from boiling over.
11. Digital Thermostat: For maximum temperature control.
12. Motor: Commercial immersion blender.





 **DIGITAL FIRE TECHNOLOGY™**

  
**ScentLock Lid™**

  
**COMMERCIAL IMMERSION BLENDER™**

 **MACHINE COOKING™**  
**CERTIFIED**

 **\*DO NOT SUBMERGE OR WASH 1,2,3,4,5 OR 6 WITH WATER. USE DAMP CLOTH ONLY.**



**Eat To Treat™**

**AUTHENTIC PRODUCT GUARANTEE**

Warranty Void  
If Purchased Via  
Amazon.com or eBay.com



## Technical specifications

Capacity: 2-5 Cups

Weight: 8 lbs.

Height: 12<sup>1</sup>/<sub>2</sub>"

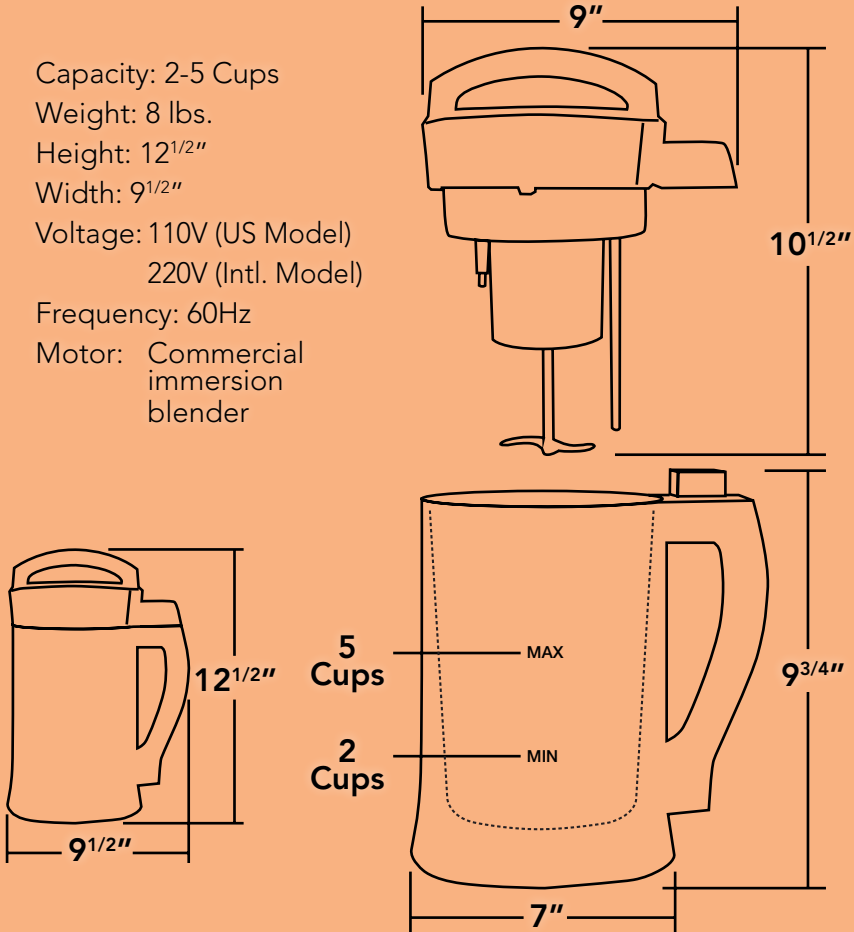
Width: 9<sup>1</sup>/<sub>2</sub>"

Voltage: 110V (US Model)

220V (Intl. Model)

Frequency: 60Hz

Motor: Commercial  
immersion  
blender



**Magical  
Butter.com®**

**AUTHENTIC  
PRODUCT  
GUARANTEE**

Warranty Void  
If Purchased Via  
Amazon.com or eBay.com

# MagicalButter.com®

## Recipe for MagicalButter

### Ingredients

- 14-20 grams of botanicals\*
- 2 cups of unsalted butter (margarine will not work)
- 2 tablespoons of sunflower lecithin\*\*
- Storage container, PurifyFilter™ & LoveGlove™
- DO NOT ADD WATER!!!

### How To

1. Place all your ingredients into the MB2 machine.\*
  2. Select the "Temperature" button and set at 160°F.  
(This is the temperature that you want to use for all of your extractions. The other temperature settings are for cooking.)
  3. Press the "2 Hours/Butter" button.
  4. Unplug at wall socket, remove head of appliance, and pour slowly through the filter into your storage container.
- \* FOR BEST RESULTS DO NOT PRE GRIND BOTANICALS.  
Adjust botanical weights according to personal preference.
- \*\* Sunflower, rice or soy lecithin is optional, but recommended.  
Lecithin is an emulsifier which is used in the pharmaceutical industry for binding elements and increasing potency.





For Health & Happiness!™



# Recipe for MagicalButter Oil

## Ingredients

- 14-20 grams of botanicals\*
- 2 cups oil of your choice (not vegetable oil)
- 2 tablespoons sunflower lecithin\*\*
- Storage container, PurifyFilter™ & LoveGlove™
- DO NOT ADD WATER!!!

## How To

1. Place all your ingredients into the MB2 machine.\*
2. Press the "Temperature" button and set at 160°F (This is the temperature that you want to use for all of your extractions. The other temperature settings are for cooking.)
3. Press the "1 Hour/Oil" button.
4. Unplug at wall socket, remove head of appliance, and pour slowly through the filter into your storage container.

- \* FOR BEST RESULTS DO NOT PRE GRIND BOTANICALS. Adjust botanical weights according to personal preference.
- \*\* Sunflower, rice or soy lecithin is optional, but recommended. Lecithin is an emulsifier which is used in the pharmaceutical industry for binding elements and increasing potency.



Magical  
Butter.com®

AUTHENTIC  
PRODUCT  
GUARANTEE

Warranty Void  
If Purchased Via  
Amazon.com or eBay.com

# MagicalButter.com®

Recipe for

## MagicalButter Tincture

### Ingredients

14-20 grams botanical per cup\*

2-5 cups of Vegetable Glycerin or

95% ethanol Alcohol (150-190 proof)

1-2 tablespoon sunflower lecithin per cup\*\*

Storage container, PurifyFilter™ & LoveGlove™

DO NOT ADD WATER!!!

### How To

1. Place all your ingredients into the MB2 machine.\*
2. Press the "Temperature" button and set at 160°F (This is the temperature that you want to use for all of your extractions. The other temperature settings are for cooking.)
3. Press the "4 Hours/Tincture" button (you can do your tinctures for 4 hours or 8 hours (an 8 hour tincture is going to have a STRONG flavor and a deeper saturation).
4. Unplug at wall socket, remove head of appliance, and pour slowly through the filter into your storage container.

\* FOR BEST RESULTS DO NOT PRE GRIND BOTANICALS.  
Adjust botanical weights according to personal preference.

\*\* Sunflower, rice or soy lecithin is optional, but recommended.  
Lecithin is an emulsifier which is used in the pharmaceutical industry for binding elements and increasing potency.



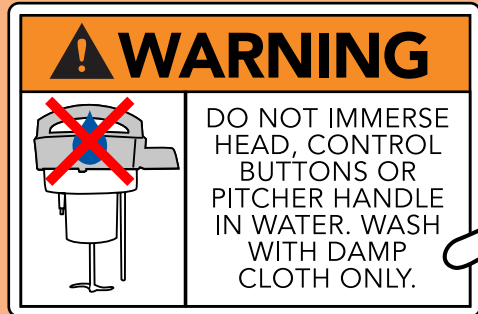


## Directions for “Car Wash” clean function

### What is car wash clean?

Might need a quick rinse and towel dry.

Rinse botanical extractor.  
Do not submerge black plastic. Fill half way between MIN/MAX lines with water. Add dish soap roughly the size of a nickel. Press the “CLEAN” button. For best results, clean immediately after use.



**Magical  
Butter**.com®


**AUTHENTIC  
PRODUCT  
GUARANTEE**

Warranty Void  
If Purchased Via  
Amazon.com or eBay.com

## Troubleshooting guide

Problem	Cause	Solutions
Botanical extractor won't start and keeps beeping.	Not enough liquids inside pitcher.	Make sure levels are in-between MIN/ MAX lines.
	Dirty overflow sensor.*	Clean overflow sensor.*
	Temperature not selected before cooking cycle.	Select temperature (160°F) for botanicals, then select cooking cycle.
Blender motor not functioning.	Blending begins approx. 20 minutes into cooking cycles.	Blender motor begins to function once ideal cooking extraction is reached.
	Over or under MIN/MAX lines.	Use correct amount of ingredients per user manual.
Spillover.	Too much liquid over MAX line.	Make sure ingredients levels are in between MIN/MAX lines.
	Too much soap added during clean cycle.	Reduce amount of soap used during clean cycle.
Other Problems.	Contact us at: <a href="http://www.MagicalButter.com">www.MagicalButter.com</a>	Contact us at: <a href="http://www.MagicalButter.com">www.MagicalButter.com</a>

\*See Page 5, #10





## Tips & frequently asked questions

For more tips and up-to-date information, please visit [www.MagicalButter.com](http://www.MagicalButter.com)

### What happens in the event of an operating problem with the MB machine?

If it has been LESS than Sixty (60) days since you purchased your MB machine, please call us at 1-800-420-4334, or e-mail us at [60Repair@MagicalButter.com](mailto:60Repair@MagicalButter.com), to discuss the problem. We may be able to help troubleshoot it over the phone and get everything working correctly. If we're not able to resolve things, we will ask you to send the MB machine back to us, including all parts, via a tracked shipping agent (e.g., FedEx or UPS.)

If it has been Sixty (60) days or more since you purchased your MB machine, please call us at 1-800-420-4334, or e-mail us at [60Plus@MagicalButter.com](mailto:60Plus@MagicalButter.com), to discuss the problem. We may be able to help troubleshoot it over the phone and get everything working correctly. If we're not able to resolve things, we will ask you to send the MB machine back to us, including all parts, via a tracked shipping agent (e.g., FedEx or UPS.)

Should the MB machine have a defect that is due to a material or construction error that happened in the first Sixty (60) days, we will repair or replace the MB machine (at our option), and pay for the shipping costs to get the MB machine back to you. In this case, we will also provide you with a credit toward MB merchandise for the return shipping charge you incurred.

Should the MB machine have a defect that is due to a material or construction error that happened Sixty (60) days or later, but within One (1) year of purchase, we will repair or replace the MB machine (at our option), and pay for the shipping costs to get the MB machine back to you.

It is important to note that, in any circumstance (problem happened less or more than Sixty (60) days from date of purchase) if we determine that the problem(s) with the machine were caused by operator error or unintended use (e.g., you dropped the MB machine on the floor) we will contact you with an estimate for the repair. You will then have the choice of providing payment information (e.g., credit card data) for conducting the repair, or receiving a discounted credit for the potentially reclaimable part(s).

*Continued on page 12*

**Magical  
Butter.com®**







## Tips & frequently asked questions

*Continued from page 11*

### **What is the purpose of the LED lights and what do they tell me?**


Another advantage of MagicalButter lies in the integrated LED display on the top of the unit, which immediately and precisely informs the user of the current operating status. The MB machine is exceptionally quiet when not blending or stirring, so the lights enable you to easily identify when the cooking cycle is completed.

### **What does each button do?**

Each button runs a pre-set, microprocessor-controlled cycle—grinding, heating, extracting and stirring. If you would like to extend your cooking cycle, simply select a longer cycle. The clean function has a maximum run time of Three (3) minutes. The default oil function is a 1 Hour cycle. The default butter function is a 2 Hour cycle. The default tincture function is a 4 or 8 Hour cycle.

### **How do I use the self-cleaning function?**

Remove the plug from the appliance. Fill the pitcher with water between the MIN/MAX lines. Add a small amount of dish soap (about the size of your thumb nail,) replace the pitcher head, and plug the MB machine cord back into the wall. Then, press the "CLEAN" button. After the clean cycle completes, remove the plug from the appliance and rinse the remaining soap out of the interior (remembering to keep plastic parts of the MB machine dry).





## Customer service

If you have a question about your MB machine, call our toll-free customer service number at 1-800-420-4334. Before calling, please note the model, type, and series of your MB machine.

## LIMITED ONE YEAR WARRANTY

This LIMITED WARRANTY is void if the product is purchased through Amazon.com or eBay.com.

The MB machine included with this LIMITED WARRANTY is warranted to be free from defects in material and workmanship for a period of ONE (1) year from the date of original purchase, except as noted below. During this period, we will repair or replace this product, at our option, at no cost. THE FOREGOING WARRANTY IS IN LIEU OF ANY OTHER WARRANTY, WHETHER EXPRESS OR IMPLIED, WRITTEN OR ORAL INCLUDING ANY WARRANTY OF MERCHANTABILITY OR FITNESS FOR A PARTICULAR PURPOSE. ANY LIABILITY IS EXPRESSLY LIMITED TO AN AMOUNT EQUAL TO THE PURCHASE PRICE PAID, AND ALL CLAIMS FOR SPECIAL, INCIDENTAL AND CONSEQUENTIAL DAMAGES ARE HEREBY EXCLUDED. There is no warranty with respect to the following, which may be supplied with this product: plastic parts, strainer, blades, and/or agitators. This warranty extends ONLY TO THE ORIGINAL CONSUMER PURCHASER and PROVIDED THE PRODUCT WAS PURCHASED THROUGH AN AUTHORIZED RESELLER, and does not cover a defect resulting from abuse, misuse, neglect, use for commercial purposes, repairs by unauthorized personnel, any use not in conformity with the printed directions or other causes not arising out of defects in manufacturer's materials or workmanship.

This LIMITED WARRANTY gives you, the ORIGINAL CONSUMER PURCHASER through an AUTHORIZED RESELLER, specific legal rights, and you may also have other legal rights which vary from state to state, or province to province. Some states or provinces do not allow limitations on implied warranties or special, incidental or consequential damages, so the foregoing limitations may not apply to you.

This warranty does not extend to any units which have been used in violation of written instructions in this Owner's Manual, units that have been used to violate any state or federal laws or to units which have been altered or modified or to damaged products or parts that have the serial number removed, altered, defaced or rendered illegible.

ORIGINAL CONSUMER PURCHASER through an AUTHORIZED RESELLER will be responsible for shipping costs. MagicalButter.com will pay for return shipping.


The warranty does not cover damage during your shipping to the service location. Please ensure that proper precautions are taken.

If you have a claim under this warranty, you are asked to contact us at 1-800-420-4334, or via e-mail through our website, MagicalButter.com.

**Magical  
Butter.com®**



# Magical Butter.com®



Questions & Comments Email: [Support@MagicalButter.com](mailto:Support@MagicalButter.com).  
1-800-420-4334.

Copyright © MagicalButter.com Public Benefit Corporation (Pbc).  
All Domestic & International Rights Reserved. Patent-Pending.  
Designed in Florida. Assembled in China.

MagicalButter.com, Botanical Extractor, MB2, Mr. Butter,  
Mr. Butter Emoji, Ms. Butter Emoji, Eat To Treat, Digital Fire Technology,  
ScentLock Lid, Commercial Immersion Blender, Machine Cooking  
Certified, MBO, Purify Filters, & The Love Glove are claimed, reserved,  
and/or registered trademarks of MagicalButter.com Pbc.

