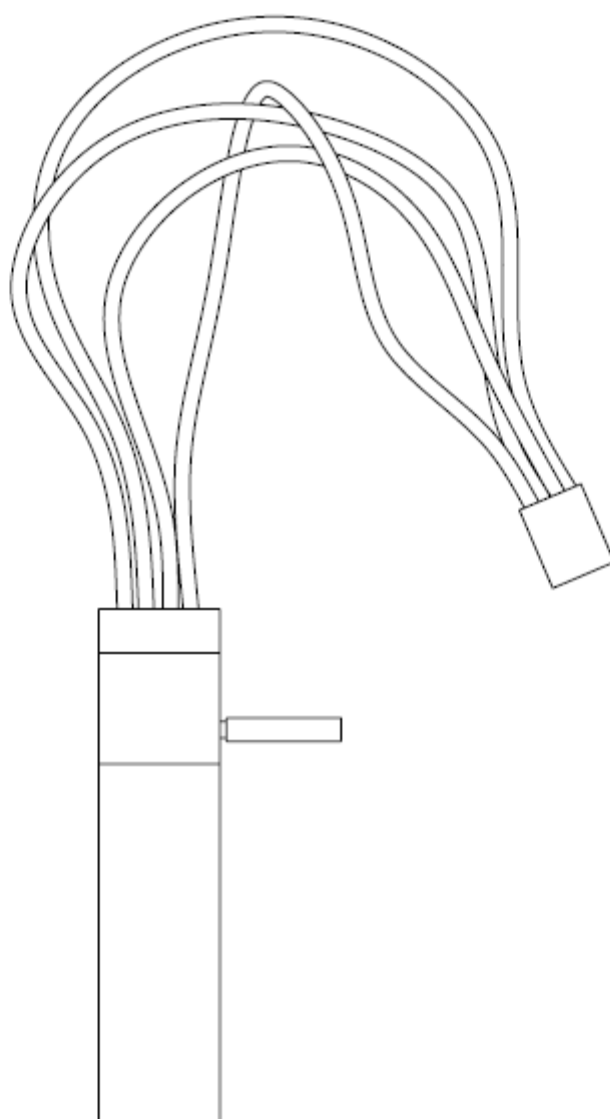


USER MANUAL



SINGLE LEVER LED THERMAL VESSEL BASIN FAUCET

THANK YOU

Dear Valued Customer,

SUMERAIN would like to take this opportunity to thank you for purchasing SUMERAIN products. It is our sincere hope that you are completely satisfied with your new purchase. We welcome any questions or comments you may have and look forward to assisting you in the future.

Sincerely,

SUMERAIN customer service department

PRIOR TO INSTALLATION STEPS

1. Unpack your new product and ensure that all the parts are contained in the packaging. Keep the product in its original box until you ready to install it.
2. Shut off the water supply if replacing a previously-installed faucet.
3. Observe all plumbing and building codes in your area.
4. It is recommended that installation of the product be done by a professional plumber.

Tools you may need when installing the faucet



wrench



Flexible rule



Sealant Tape



Pencil

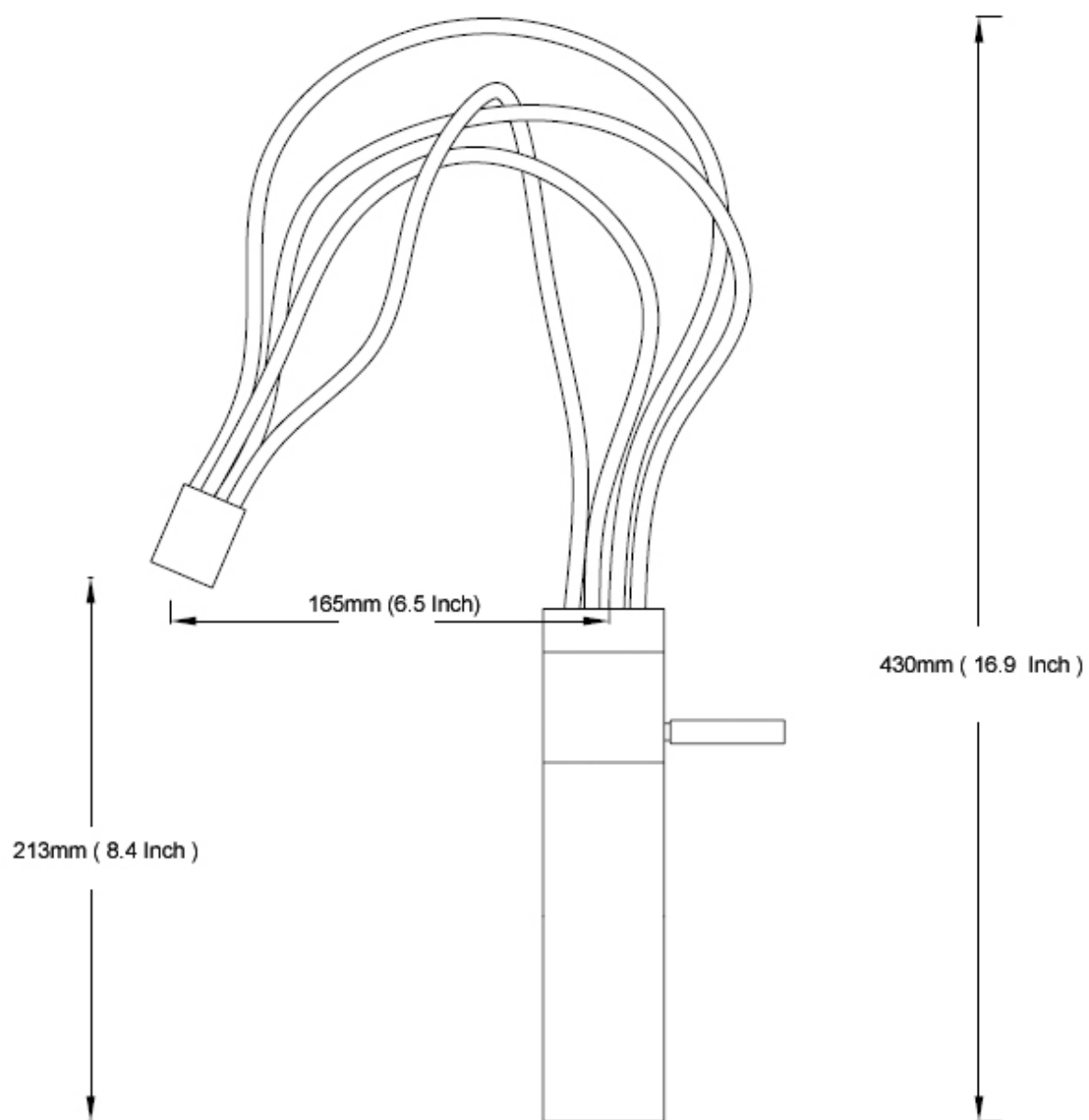


Screwdriver

Specification

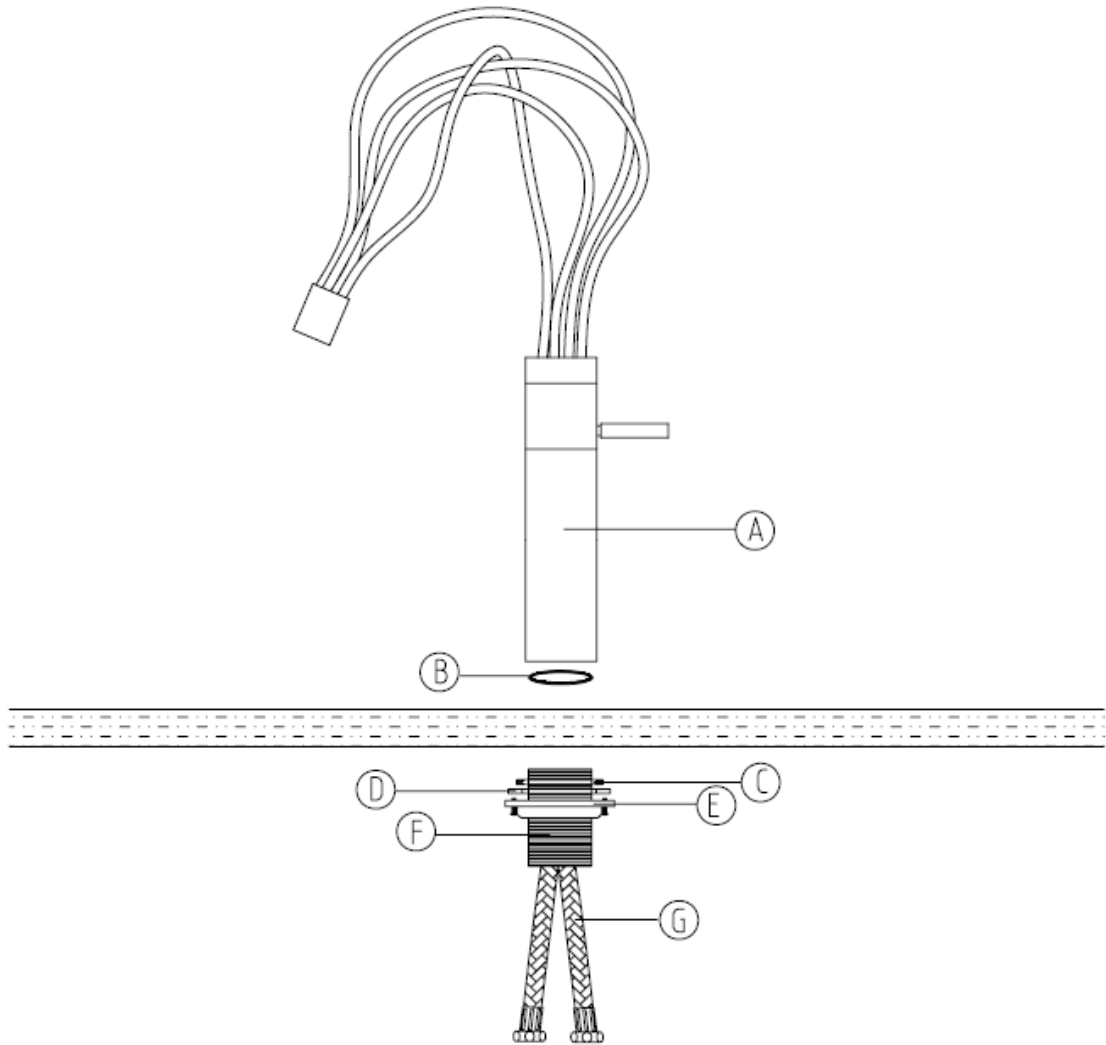
Function	Bathroom Sink Faucets	
Feature	LED Thermal	
Style	Contemporary	
Finish	Chrome	
Installation Holes	One Hole	
Number of Handles	Single Handle	
Faucet Total Height	430mm [16.9 Inch]	
Spout Spread	165mm [6.5 Inch]	
Spout Height	213mm [8.4 Inch]	
Valve Type	Ceramic Valve	
Faucet Body Material	Brass	
Faucet Spout Material	Brass	
Net Weight	1.6 KG	
Gross Weight	2.3 KG	
Working water press	0.2 ~0.8 Mpa	
LED Color changing		
Water temperature	< 28 °C	Blue color
Water temperature	28 °C~ 38 °C	Green color
Water temperature	> 38 °C	Red color
Packing box size	370mm x 210mm x 140 mm	

Dimension



PACKING LIST

Packing list



CODE	ITEM NAME	QUANTITY
A	Faucet Body	1 PCS
B	O-Ring	1 PCS
C	Rubber Gasket	1 PCS
D	Metal Gasket	1 PCS
E	Nut	1 PCS
F	Thread pipe	1 PCS
G	Hoses	2 PCS

FAUCET INSTALLATION STEPS

Step 1:

Screw the hoses "G" with the faucet body through the thread pipe "F" and the O-Ring "B"

Step 2:

Screw the thread pipe "F" with the body "A"

Step 3:

Through the faucet body with O-ring "B" and thread pipe "F" into the hole of basin

Step 4:

Through the rubber gasket "C" and metal gasket "D" in the thread pipe and Screw the nut "E" on the thread pipe

Step 5:

Connecting the end of the hoses to the connector of the cold and hot water supply system.

USAGE CLEANING & MAINTENANCE

- Clean the faucets and showers as and when required. Regular cleaning can prevent calcification.
- Never use cleaning materials contain hydrochloric, formic, phosphoric or acetic acid, which may cause considerable damage.
- Never use cleaning materials or appliances with an abrasive effect, such as unsuitable cleaning powders, sponge pads, or micro fiber cloths.
- After cleaning, rinse thoroughly the faucet with clean water to remove any cleaner residue.
- Unscrew and clean the aerator regularly.

TROUBLESHOOTING

Symptom	Solution
Faucet leaks from the handle	A. Tighten the packing nut B. Replace the "O" ring or packing
The water pressure is too low	A. Make sure the water supply valves under the sink are turned on all the way B. Clean or replace the aerator C. Check plumbing system for water pressure problems
The spout sprays water all over	A. Clean or replace the aerator B. Replace the aerator washer
Water is leaking from the faucet under the sink	A. Check the water supply connections to the faucet B. Inspect the water supply lines or hoses for leaks
Handle is loose	A. Remove the cap and tighten the screw B. Locate and tighten the hex set screw C. Remove the handle and check for stripped teeth on the stem.
LED does not illuminate	A. Increase the water press B. Clean the strainer of hot and cold water inlet



HONGKONG SUMERAIN SANITARY INDUSTRY CO.,LIMITED

Address: ROOM 1018, HOLLYWOOD PLAZA 610 NATHAN ROAD MONGKOK, KL
Factory Address: Shuikou Industrial Park, Kaiping City, Guangdong Province,
China (Mainland)
Tel: +86-750-2731579
Toll Free: 400-0999-075 (China mainland)
Fax: +86-750-2715258
E-mail: hk@sumerain.com

SUMERAIN INTERNATIONAL GROUP – AMERICA Branch

Address: 13455 Harper Dr.
Saratoga, CA 95070
USA
Tel: +1-408-867-8884
FAX: +1-408-867-4272
E-mail: us@sumerain.com