

NEW TRANSIT CUSTOM





Van (4972mm)



Van (5339mm)



Compact? That's an optical illusion.

It's larger on the inside than it looks on the outside. Short wheelbase (4972mm) models can carry items up to 3 metres long or three pallets, while long wheelbase (5339mm) models have even more space. An integrated roof-rack is optional.



Extra loadspace.

With six cubic metres of cargo space in the short wheelbase (4972mm) and the ability to carry standard 8' x 4' boards face down or standing, the **TRANSIT CUSTOM** is as practical as it is stylish.





Tow with confidence.

We condensed ten years of driving into a non-stop six-month test over different road conditions, most of which was spent towing a fully laden trailer. The **TRANSIT CUSTOM** passed with full marks.

Proven Duratorq diesel engine technology.

Renowned for its reliability and efficiency, the **TRANSIT CUSTOM's** 2.2-litre Duratorq TDCi engine comes with a choice of three power and torque outputs.



Engineered for durability. Tested for toughness.

Like all Ford Transits, the **TRANSIT CUSTOM** has durability in its DNA. A relentless testing programme ensures that it's a vehicle that lasts.



High-mounted headlights.

Powerful projector-style headlights are located safely out of harm's way. (Standard on Sport)

Multi-piece bumpers.

Smart front and rear bumpers feature a multi-piece design to help keep repair costs low.


Tested for endurance.

Extensive testing included a two-month maximum speed test and demanding low-speed city drive cycles to imitate typical unforgiving delivery schedules.



Pushed to extremes.

From frost-covered prototypes started up in -40 °C at 4 500-metre altitudes, to sun-baked vehicles towing fully laden trailers up long inclines in 50 °C heat, **TRANSIT CUSTOM** has been pushed to extremes.



300 000 door shuts.

We opened and closed the doors and bonnet over 300 000 times in real-world conditions to help ensure they will not let you down.



Obsessively driven.

During its development, we test drove **TRANSIT CUSTOM** for hundreds of thousands of kilometres. It's a van you can rely on, right down to the smallest ball bearing.

5-year Corrosion Warranty.

The new **TRANSIT CUSTOM** owes its durable exterior to a thorough multi-stage painting process. From the wax-injected steel body sections to the water-based top coat, new materials and application processes ensure it is not only virtually solvent-free, but will also retain its good looks for many years to come.

For more details, please refer to warranty guide.



Zinc coating

Phosphate spray coat

Electrocoat

Water-based top coat

Clearcoat lacquer

Make your work a pleasure.

With its exceptional levels of comfort, craftsmanship and refinement, as well as a host of thoughtful features, Ford **TRANSIT CUSTOM** is an absolute pleasure to drive.



Allergy-friendly interior.

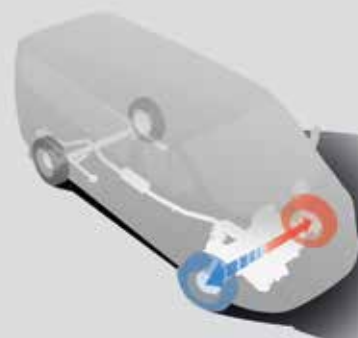
TRANSIT CUSTOM's interior uses materials that minimise the risk of an allergic reaction. Models fitted with air-conditioning also have a high-performance pollen filter to prevent dust and pollen entering the passenger compartment.

Fully adjustable driver's seat and steering wheel.

An eight-way adjustable driver's seat with armrest, as well as a steering wheel that adjusts to suit your height and arm length, help you find your ideal driving position with ease.

10.9 m turning circle.

With its class-leading 10.9 m kerb-to-kerb turning circle, the short wheelbase (4972mm) **TRANSIT CUSTOM** is the ideal choice for demanding city work.



Torque Vectoring Control.[®]

Designed to improve traction, roadholding and agility when cornering by continuously optimising the engine torque distributed to each front wheel to match the amount of grip each has available. The result is a more rewarding driving experience. (Standard)

[®]Uses sensors. (Refer to user manual for more details)

Making every drop of fuel count.

Ford Technology, combined with efficient aerodynamics, has resulted in outstanding fuel economy across the range.

Smart Regenerative Charging.

Saves fuel where possible by charging the battery only when you are not pressing the accelerator. (Only on Sport)

Impressive CO₂ emissions.

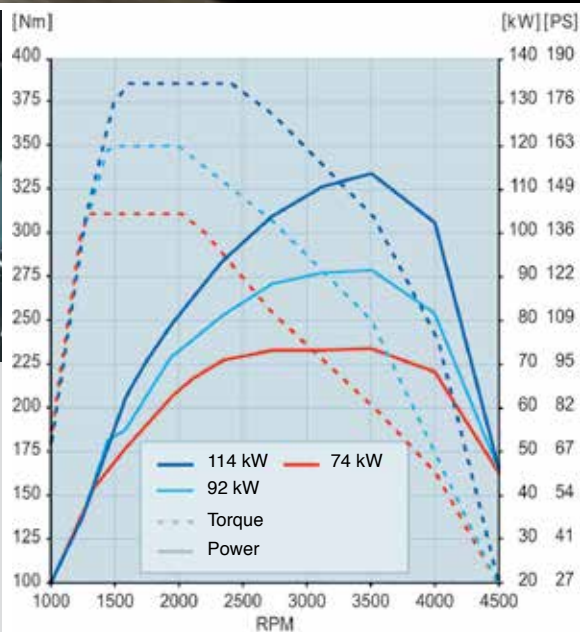
The new Duratorq TDCi diesel engines are remarkably fuel efficient, with combined fuel consumption from as low as 7.0 l/100 km* and CO₂ emissions of only 186 g/km.

*Ford manufacturer claim.



Shift Indicator.

Advises you when to change gear for maximum fuel efficiency. (Standard)



Power and torque.

TRANSIT CUSTOM's 2.2 Duratorq TDCi diesel engine is available in three power and torque configurations, all meeting EU Stage V LDT emission standards:

- 74 kW/310 Nm
- 92 kW/350 Nm
- 114 kW/385 Nm

Transmission is six-speed manual across the range.

A standard front-wheel-drive configuration pays dividends for you and your cargo. It reduces kerb weight, which allows a greater payload and improves fuel economy, and lowers the load floor for extra cargo space and easier access.

Lane-keeping Alert.^{Ø*}

It only takes a momentary slip in concentration to drift out of your lane when driving on the highway, with potentially serious consequences. Lane-keeping Alert is designed to detect when your vehicle strays unintentionally towards road lane markings and then alert you with vibrations through the steering wheel. (Standard on Sport) (Refer to user manual for more details)

^ØUses sensors.

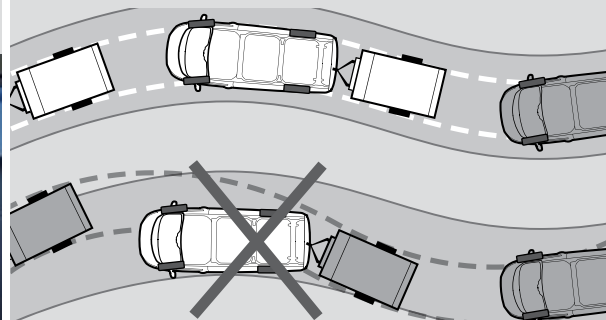
*Operates at speeds over 70 km/h on multi-lane roads with clearly visible lane markings.



Trailer Sway Control.*

When it detects trailer sway, the system is designed to reduce engine torque and apply the brakes to the appropriate wheel(s) to help restore control.

(*Standard with tow bar fitted at dealer)



Traction-control System.

If wheel slip is detected at low speed, this system can distribute more torque to the wheel with most traction.

Emergency Brake Assist.^Ø

Designed to recognise an emergency braking situation and increases the pressure within the braking system to provide extra stopping power.

Emergency brake warning.

Front and rear indicators automatically flash during heavy braking, giving other drivers advanced hazard warning.




Drive-away locking.

To prevent opportunistic crime, all doors automatically lock once the vehicle speed exceeds 8 km/h. The doors remain locked even if the vehicle slows or stops, although the driver or passenger locks can be released using the interior door handles. (Can be deactivated if required)



Driver Alert.^Ø

Designed to warn you if the system detects driving behaviour that indicates a drop in alertness levels. Initially, a warning icon is displayed in the instrument cluster, followed by a warning chime if driving alertness further declines. (Standard with Lane-keeping Alert on Sport)



Electronic Stability Programme (ESP).^Ø

ESP is designed to help you maintain control in extreme driving conditions. It senses when you are deviating from your chosen line and aims to keep you on track by automatically regulating braking and engine output.

Advanced protection, inside and out.


A full line-up of passive and active safety features make use of the latest technology to protect the driver, passengers and their belongings.

Impressive towing ability.

With up to 1800 kg maximum towing capacity, Ford **TRANSIT CUSTOM** offers impressive pulling power along with a range of safety features to help keep you and your trailer secure. From Hill Start Assist to Trailer Sway Control, you can tow with confidence and enjoy a safe and rewarding drive.

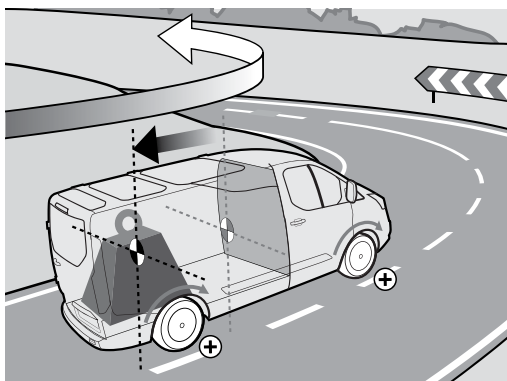


Tow bar not standard.
Sport model shown.



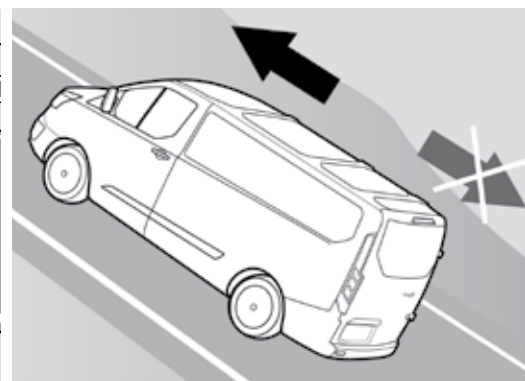
Rollover mitigation.®

Designed to identify a potentially dangerous driving situation and activate the ESP to restore stability.



Load Adaptive Control.®

Designed to adjust the responses of the ESP system to compensate when the vehicle is unladen, or partially or fully laden.



Hill Start Assist.®

Designed to temporarily prevent you from rolling down a slope when you move your foot from the brake pedal to the accelerator pedal. It works in forward and reverse gears, so it's ideal for towing and pulling heavy loads.

Ford SYNC®.

Enjoy hands-free communication and entertainment with Ford SYNC®. The voice-controlled system allows you to play music, make and receive hands-free calls and choose contacts from your phone's contact list with a simple voice command. It will even read your incoming text messages out for you. Delivering convenience and safety, SYNC's® voice-activation means you will be able to keep your hands on the wheel and your eyes on the road. (Standard on Sport, optional on Ambiente)

Mobile phone.

Phone book download for easy dialling and photo browsing

- Text messages read-out
- View call log • Caller ID
- Conference calling
- Mute • Call waiting



Audible SMS text messages.

Depending on your phone model, the SYNC® system allows SMS messages to be read to the user, via Text-to-Speech (TTS).



Bluetooth® Audio Streaming.

Stream your music collection from your compatible MP3 player or mobile phone to the vehicle's audio system.



Media player.

The USB port supports both audio and music information in the display with one cable - ie. No need to use the double cable plugged into both USB and 3.5mm aux socket. Mobile phone and media players can be charged via the USB port.

Note: The Bluetooth® word mark and logos are owned by the Bluetooth SIG, Inc. and any use of such marks by Ford Motor Company Limited and its associated companies is under licence. Other trademarks and trade names are those of their respective owners.



Intelligent features that make life easier.

There's enough to think about when you're working. That's why the **TRANSIT CUSTOM** has features that help lighten the load.

Cruise control with Adjustable Speed Limiter.

Allows you to set a maximum speed that cannot be exceeded. (Standard on Sport, optional on Ambiente)

European model shown.



Rearview camera.

Select reverse and the image from the rear-view camera comes on automatically in the rear-view mirror. Marker lines overlaid on the camera image indicate where the vehicle is heading. (Standard on Sport)



Parking distance sensors, front and rear.

With the Ford **TRANSIT CUSTOM**, you won't have to pass by those more challenging parking spaces. An audible warning helps you safely judge the distance between your vehicle and obstacles at the front and rear, for easier parking and manoeuvring. (Standard on Sport, optional on Ambiente)



Power folding mirrors.

Perfect for parking in tight spaces or squeezing through narrow lanes. Electrically-operated and heated, with body colour housings. (Standard on Sport)

**Short wheelbase
(4972mm) with three
pallet capability.**

The cargo area can be loaded with three pallets of up to 1.2 metres high in total (inclusive of pallets).

**Sliding load doors that
are easier to use.**

Designed for greater durability and even easier operation, the sliding door features a new double-action release handle, and beeps a warning if not shut or locked correctly. (Passenger's side standard)



Sealed loadfloor liner.

The tough vinyl floor covering rises 100 mm up the sides, allowing the floor to be washed and cleaned easily. (Standard on Sport)



Smart solutions for classic challenges.

Using fresh thinking and inspired design, the **TRANSIT CUSTOM** has solved many of the usual transportation issues.

Underseat storage compartment.

The front dual passenger seat cushion flips up to reveal a hidden compartment that's large enough to hold a toolbox. (Standard)



Three-metre load length with load-through bulkhead.

Even the short wheelbase (4972mm) van can carry certain three-metre-long items, thanks to the standard flexible load-through bulkhead.



Retractable roof-rack.

Holds 130 kg of cargo and, when not in use, folds level with the roof line to improve fuel economy and reduce wind noise. (Available as an accessory)



Loadspace with bulkhead access panel and loadfloor liner.

The flip-up access panel in the bulkhead allows access to the underseat storage compartment, allowing items such as pipes and ladders up to three metres in length to be stored securely. The tough, vinyl sealed loadfloor liner provides an easily cleanable surface. (Standard on Sport)

Extra loadspace.

There's no compromise in the most vital consideration for your work: maximising your loadspace and the ease with which you can use it.

- Six cubic metres of space
- Three pallet capability
- Three-metre load length with load-through bulkhead
- Side-mounted cargo tie-down points
- Half-height hardboard lining
- Sealed loadfloor (Standard on Sport)
- Rear bumper step (Only on Sport)

Colour and trim.

| Choose the colour and trim that you think best reflects your business brand. |



Stratosphere
(Metallic*)



Blazer Blue
(Solid)



Deep Impact Blue
(Metallic*)



Frozen White
(Solid)



Moondust Silver
(Metallic*)



Tectonic Silver
(Metallic*)



Race Red
(Solid)



Midnight Sky
(Metallic*)



Panther Black
(Metallic*)

*Metallic body colours are optional, at extra cost.

(Alloy wheels standard on Sport)


Note: The images used are to illustrate body colours only and may not reflect the vehicle described. Colours and trims reproduced within this brochure may vary from the actual colours, due to the limitations of the printing processes used.



Ambiente Trim

Seat insert: Traxon in Charcoal Black

Seat bolster: Max in Charcoal Black



Sport Trim

Seat insert: Ecco in Pewter

Seat bolster: Torino leather in Charcoal Black

TRANSIT CUSTOM

	2.2	2.2	2.2	2.2	2.2
	Ambiente SWB	Ambiente LWB	Ambiente SWB	Ambiente LWB	Sport SWB
ENGINE					
Type	Duratorq TDCi 2.2	Duratorq TDCi 2.2	Duratorq TDCi 2.2	Duratorq TDCi 2.2	Duratorq TDCi 2.2
Cylinders	4 in line	4 in line	4 in line	4 in line	4 in line
Displacement (cm³)	2198	2198	2198	2198	2198
Power (kW @ rpm)	74 @ 3500	74 @ 3500	92 @ 3500	92 @ 3500	114 @ 3500
Torque (Nm @ rpm)	310 @ 1300	310 @ 1300	350 @ 1450	350 @ 1450	385 @ 1600
Bore & Stroke (mm)	86 x 94.6	86 x 94.6	86 x 94.6	86 x 94.6	86 x 94.6
Fuel Injection	Common rail direct fuel injection	Common rail direct fuel injection	Common rail direct fuel injection	Common rail direct fuel injection	Common rail direct fuel injection
Fuel Requirement	Diesel	Diesel	Diesel	Diesel	Diesel
Emission level	Euro Stage IV	Euro Stage IV	Euro Stage IV	Euro Stage IV	Euro Stage V
TRANSMISSION					
Type	6-speed Manual	6-speed Manual	6-speed Manual	6-speed Manual	6-speed Manual
Final Drive	4,19	4,19	4,19	4,19	4,19
PERFORMANCE					
Fuel Economy - NEDC l/100km (combined cycle)	6,9	7,0	6,9	7,3	6,6
CO ₂ Emission	Combined [g/km]				174
	182	186	182	192	
Top Speed kPH	157	157	157	157	157
STEERING					
Type: Rack & Pinion with rack-mounted Power assisted	Std	Std	Std	Std	Std
Electric Power Assist Steering (EPAS)	Std	Std	Std	Std	Std
Turning circle (kerb-to-kerb) (m)	10,9	12,2	10,9	12,8	12,2
SUSPENSION					
Front:Independent MacPherson struts, variable rate coil springs, stabiliser bar and gas pressurised shock absorbers	Std	Std	Std	Std	Std
Rear suspension: Single leaf springs, gas pressurised shock absorbers	Std	Std	Std	Std	Std
Torque Vectoring Control	Std	Std	Std	Std	Std
BRAKES					
Front Ventilated Discs	288mmx33mm	288mmx33mm	288mmx33mm	308mmx33mm	288mmx33mm
Rear Solid Discs	288mmx16mm	288mmx16mm	288mmx16mm	308mmx16mm	288mmx16mm
ABS with EBD	Std	Std	Std	Std	Std
WHEELS AND TYRES					
Wheels	15" Steel with Hub caps - 215/65 R15	Std	Std	Std	Std
	16" Steel with Hub caps - 215/65 R16	-	-	-	-
	18" Alloy - 235/50 R18	-	-	-	Std
Tyre inflator kit	-	-	-	-	Std
Spare wheel	Std	Std	Std	Std	-
DIMENSIONS (mm) - EXTERIOR					
Overall length	4972	5339	4972	5339	4972
Overall width with mirrors	2290	2290	2290	2290	2290
Overall width with folded back mirrors	2080	2080	2080	2080	2080
Overall width without mirrors	1986	1986	1986	1986	1986
Overall height (Height dimensions show the range from minimum to maximum of a fully laden vehicle to unladen vehicle)	1900-2020	1909-2022	1900-2020	1909-2022	1900-2020
Wheelbase	2933	3300	2933	3300	2933
Front of vehicle to front wheel centre	1011	1011	1011	1011	1011
Rear of vehicle to rear wheel centre	1028	1028	1028	1028	1028
Side door entry width	1030	1030	1030	1030	1030
Side load door entry height	1320	1320	1320	1320	1320
Rear door/tailgate entry width	1400	1400	1400	1400	1400
Rear door/tailgate entry height	1340	1340	1340	1340	1340
DIMENSIONS - INTERIOR					
Maximum load space length (with bulkhead)	2555	2922	2555	2922	2555
Maximum load space length (with load-through bulkhead)	3085	3452	3085	3452	3085
Maximum load space width	1775	1775	1775	1775	1775
Load space between wheel arches	1390	1390	1390	1390	1390
Load floor to roof	1406	1406	1406	1406	1406
Loading height (Height dimensions show the range from minimum to maximum of a fully laden vehicle to unladen vehicle)	450-583	457-589	450-583	457-589	450-583
Load space (with bulkhead) (SAE/VDA)	5.95/5.36 (cu. m)	6.83/6.23 (cu.m)	5.95/5.36 (cu. m)	6.83/6.23 (cu.m)	5.95/5.36 (cu. m)
DIMENSIONS - OTHER					
Gross Vehicle Mass [GVM (kg)]	3100	3100	3100	3325	2900
Gross Combined Mass	4400	4400	4600	5125	4600
Fuel Tank (l)	80	80	80	80	80
Kerb weight (kg)	1722	1796	1722	1820	1745
Gross Payload	1378	1304	1378	1505	1155
Towing Mass [braked, (kg)]	1300	1300	1500	1800	1700
Towing Mass [unbraked, (kg)]	750	750	750	750	750



Go Further

TRANSIT CUSTOM

	2.2	2.2	2.2	2.2	2.2
	Ambiente SWB	Ambiente LWB	Ambiente SWB	Ambiente LWB	Sport SWB
SAFETY & SECURITY					
Driver Airbag	Std	Std	Std	Std	Std
Passenger Airbag	Opt	Opt	Opt	Opt	Std
Electronic Stability Programme (ESP)	Std	Std	Std	Std	Std
Hill Launch Assist (HLA)	Std	Std	Std	Std	Std
Load Adaptive Control (LAC)	Std	Std	Std	Std	Std
Emergency Brake Assist (EBA)	Std	Std	Std	Std	Std
Emergency Brake Warning	Std	Std	Std	Std	Std
Roll-Over Mitigation (ROM)	Std	Std	Std	Std	Std
Trailer Sway Control (TSC) (Activated when Tow Bar fitted at Ford Dealer)	Opt	Opt	Opt	Opt	Opt
Lane Departure Warning , Lane Keeping Alert (includes Lane Keeping Aid, Driver Alert)	-	-	-	-	Std
Remote power central double locking	Std	Std	Std	Std	Std
Drive Away Locking with Crash Unlocking	Std	Std	Std	Std	Std
Perimeter Anti-Theft Alarm	Std	Std	Std	Std	Std
EPATS (Passive Anti-Theft System)	Std	Std	Std	Std	Std
INTERIOR					
SEATS					
Standard cloth seats	3	3	3	3	-
Sport seats (partial leather)	-	-	-	-	3
OCCUPANT RESTRAINTS					
Front 3-point seat belts with pretensioners and load limiter	Std	Std	Std	Std	Std
Belt minder - Driver & Passenger seats	Std	Std	Std	Std	Std
WINDOWS					
Windows – Electrically-operated front with one-touch lowering on driver's side	Std	Std	Std	Std	Std
INTERIOR FLOOR					
Sealed Easy clean load floor	-	-	-	-	Std
Partial Floor Cover -Rubber insulated easy clean	Std	Std	Std	Std	-
LOAD COMPARTMENT					
Bulkhead – Full width steel, unglazed with load-through facility	Std	Std	Std	Std	Std
Complete rear trim half-height board	Std	Std	Std	Std	-
Complete rear trim full-height board	-	-	-	-	Std
Load compartment – 8 x DIN 75410 compliant tie-down loops	Std	Std	Std	Std	Std
STOWAGE					
Bottle holder – Twin, 2-litre bottle capacity, fascia-mounted	Std	Std	Std	Std	Std
Glovebox – With lid and A4 file storage capability	Std	Std	Std	Std	Std
Storage – Driver's side, storage compartments on fascia top with lift up lids	Std	Std	Std	Std	Std
Storage – Underseat stowage compartment (under dual passenger seat)	Std	Std	Std	Std	Std
ENVIRONMENTAL CONTROL					
Air conditioning – Front, filter-air pollen purifier	Std	Std	Std	Std	Std
Heater – Recirculation	Std	Std	Std	Std	Std
INSTRUMENTS AND CONTROLS					
Trip computer (distance to empty, instant and average fuel consumption, average speed, outside temperature)	Opt	Opt	Opt	Opt	Std
Shift indicator light	Std	Std	Std	Std	Std
IN CAR ENTERTAINMENT (ICE)					
Radio; 2 speakers; steering wheel audio controls; USB connector; aux connector; Bluetooth	Std	Std	Std	Std	-
Ford SYNC® including Radio/CD; 3.5" Dot Matrix screen; 4 speakers; steering wheel audio controls; USB connector; aux connector; Bluetooth; voice control	Opt	Opt	Opt	Opt	Std
CRUISE CONTROL					
Cruise control	Opt	Opt	Opt	Opt	Std
ASLD (Speed limit function)	Opt	Opt	Opt	Opt	Std
Steering wheel mounted controls	Std	Std	Std	Std	Std
REAR VIEW MIRROR					
No Review Mirror due to bulkhead	Std	Std	Std	Std	-
Rear view camera (Appears in Rearview Mirror)	-	-	-	-	Std
EXTERIOR					
Passenger's sliding side load door and step	Std	Std	Std	Std	Std
Unglazed hinged rear doors, 180º opening, positive stop at 90º and click lock functionality	Std	Std	Std	Std	Std
Front Mud flaps	Std	Std	Std	Std	Std
Rear Mud flaps	Std	Std	Std	Std	Std
Sport Van Styling kit – Front lower bumper skirt with unique fog light bezel, body colour side skirts, rear bumper skirt, exhaust trim, front and rear wheel arch extensions, and rear trailing edge.	-	-	-	-	Std
Headlights – Projector-style halogen reflector lights (Quad Beam)	Std	Std	Std	Std	-
Automated Headlights – Projector-style halogen reflector lights with chrome background and static cornering lights	-	-	-	-	Std
Front fog lights	Opt	Opt	Opt	Opt	Std
Parking distance sensors – Front and rear	Opt	Opt	Opt	Opt	Std

OPTIONS - AVAILABLE AT EXTRA COST					
Metallic Paint	✓	✓	✓	✓	✓
Front Passenger Airbag	✓	✓	✓	✓	-
Park Distance Sensors (Front & Rear) & Front Fog Lamps	✓	✓	✓	✓	-
Cruise Control, SYNC® with CD player, Trip Computer, Multi-Function Display & 2x additional Speakers	✓	✓	✓	✓	-

The declared fuel consumption and CO₂ emission figures were achieved during technical laboratory testing in accordance with the legislated technical specifications (SANS 20101: 2006 / ECE R101: 2005). Fuel consumption and CO₂ emissions figures are used to compare different vehicle types under uniform conditions and are not necessarily indicative of real-life driving conditions. Note that the actual fuel consumption and emissions levels will depend on many factors including your individual driving habits, prevailing conditions and your vehicles equipment, condition and use.

Ford Protect

Service Plan – TRANSIT CUSTOM Sport Van comes standard with a 5yr/90 000km Service Plan, which covers all scheduled servicing except friction materials, i.e. brake pads and wiper blades. (Service Plan optional on Ambiente model)

Ford may subject to all applicable laws, discontinue or change features and other specifications either temporarily or permanently, which changes will be communicated to the Ford Dealer Network.

Consult the vehicle handbook, www.ford.co.za or your nearest Ford dealer for more information regarding Ford **Protect** plans and products. Printed May 2014.



Go Further



FORD CREDIT

As part of the Ford family, FORD **CREDIT** can offer a number of unique finance options to make owning a new or used vehicle affordable and simple. For more information regarding FORD **CREDIT**, speak to your Ford Dealer or go to www.ford.co.za/buying/ford-credit/home.



FORD PROTECT

Genuine parts. Genuine service.

Enjoy years of trouble-free motoring and preserve the value of your new Ford by fitting only genuine Ford parts and accessories. Servicing your new Ford at a Ford Dealer will also protect you and your vehicle warranty.



Business and Commercial Fleet Customers.

The Ford portfolio of products is growing rapidly to meet your business needs.

Please contact your local Ford Dealer for more information
or visit our website www.ford.co.za/buying/fleet
or alternatively email us at fleetsa@ford.com.

Ford Protect

Ford **Protect** offers a holistic suite of service, maintenance, warranty and roadside-assistance products aimed at keeping your new **TRANSIT CUSTOM** in perfect working condition.

New vehicle 4yr/120 000km Warranty – Every **TRANSIT CUSTOM** comes with a 4yr/120 000km Comprehensive Warranty.

Service Plan – **TRANSIT CUSTOM** Sport Van comes standard with a 5yr/90 000km Service Plan, which covers all scheduled servicing except friction materials, i.e. brake pads and wiper blades. (Service Plan optional on Ambiente model)

Corrosion Warranty – Cover lasts for 5yr/unlimited km.

Roadside Assistance – Cover lasts for 3yr/unlimited km for mechanical, electrical, flat tyres, batteries, medical emergencies and towing, if needed, to the nearest Ford dealership.

New vehicle Extended Warranty – An Extended Warranty may be purchased prior to the expiry of the 4yr/120 000km Warranty, giving owners an extra 2yr/80 000km of worry-free driving.

Consult the vehicle handbook, Ford dealer or www.ford.co.za for more info regarding Ford **Protect** plans.



Quality

We design and build your Ford to feel as good after many years of service as it did the day you picked it up. And to drive just as beautifully too.



Green

Using advanced Ford technology, we're committed to creating vehicles with improved fuel economy, reduced CO₂ emissions and a lower overall cost of ownership.



Safe

Ford's Intelligent Protection System uses sophisticated technology designed to help prevent an accident and, if one should happen, to protect you.



Smart

Vehicles with smart intuitive technologies designed to connect your world and many clever solutions from Ford that make life a little easier.

