

Frozen fat dissolving instrument

WL-8039



The principle:

Frozen fat dissolving technology is gradually absorbed the subcutaneous fat calories. Fat cells temperature are reduced to zero degrees Fahrenheit, or they will be frozen. Low temperature in the killing of fat cells without affecting the skin or muscle. The death of fat cells followed by the liver is discharged in vitro.

Technology background:

Too much fat can influence a person's appearance and movement ability. May also lead to various diseases. Too much fatty tissue located in various parts of the body, including the legs, buttocks, abdomen, knee, back, arms and the other areas. An excess of adipose tissue into cells may cause unsightly

appearance. Excess body fat was also associated with significant health risks have direct relation, so we need effective methods to control or eliminate excess body fat.

Liposuction is a removing excess fat deposition of cosmetic operation process, it can be a method to remove excess fat, these treatments shortcomings that may be invalid, or even in localized plastic, slim. Usually made of plastic surgery or dermatology special operation equipment to liposuction, with an invasive method to the removal of subcutaneous adipose tissue.


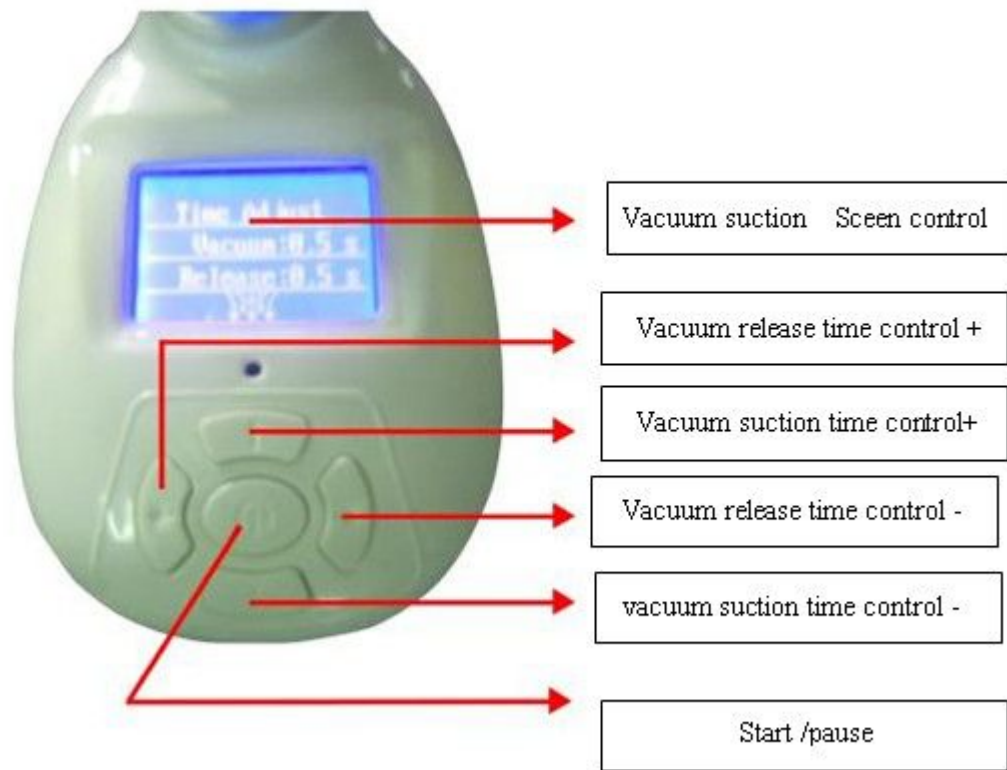
Other non-invasive manner, such as by drugs, diet, exercise, or a combination of these some cases is not possible to do. For example, when a person is injured or sick, you cannot choose the regular exercise; Similarly, when weight loss pills or topical drug allergy or adverse reaction, in addition, the use of physical or system approach to weight loss, you can eliminate the designated area of the fat body.

The cooling process using frozen fat dissolving operation is fundamentally different from other or minimally invasive manner, and was approved as the most effective way to reduce fat.

This is a revolutionary new method since being put into use, the fat reduction, has been recognized as an important technical progress. For those dieting, exercise regularly but still need to eliminate local fat people, frozen fat dissolving skill is definitely a great gift. The fat concentration positions and less fat parts, like love processing (both sides), and back fat, (the subtraction buttock top sides of the waist fat), abdominal and back fat, frozen fat dissolving operation can produce amazing results.

Especially in the low temperature, fat is the triglyceride will be transformed into solid. It uses advanced cooling technology, through a gradual process of selective targeting of fat bulges and remove the fat cells, this process can not harm the surrounding tissue, reduce the redundant fat, as the fat cells blasting of cooling, will gradually reduce the thickness of a layer of fat, forming a natural elimination process, treatment of regional fat cells will slowly through the normal human the new supersedes the old. To eliminate, so as to remove excess fat.

Vacuum handle suction diagram



Operation steps

Step1: 5Mhz multipolar RF, set the working time about 10-15 minutes.

Choose the best RF intensity depends on the client's feelings ,Press the start and start get in the RF treatment.
Operated over, return the main interface choose next function。



Step2: operate the cavitation handle set the working time about 10-15 minutes
Choose the best intensity depends on the client's feelings
Press the start and start get in the cavitation treatment
Operated over, return the main interface choose next function



Cryolipolysis suction head
film



Cryolipolysis suction head operate
Gap along the bags open with her hands freezing film



Hold the freezing

Operation steps



Cryotherapy+Vacuum

40K Cavitation

RF System



Cryotherapy+Vacuum



Timer



UP



Intensity



Down



Cavitation



Timer



UP



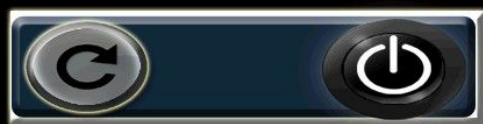
Mode

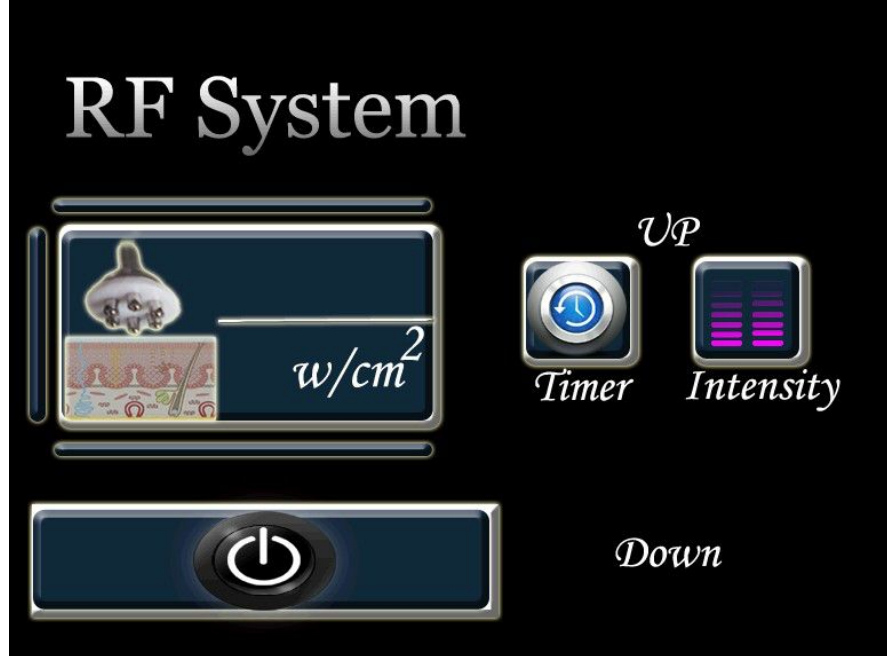


Intensity



Down





Treatment set:

1. Each part needs 30 - 60 minutes (depending on the fat thickness and health).
2. Only a portion of a part of the treatment of fat, for example, to eliminate the fat in the waist, you need to complete a few courses.
3. After a course of treatment, and another one of the cooling process in the same position for 2 to 3 months, can reduce the redundant fat layer thickness, after two times of treatment, can enhance the frozen fat dissolving operation, but is not recommended for multiple randomized treatments.
4. Frozen fat dissolving therapy is mainly directed against the local hypertrophy fat accumulation zone to design, the physical health of people, but not for the overall obesity, mainly used for the treatment of a particular part, such as the fat in the waist, abdomen and back, and other local fat. Its treatment is not omnipotent, not the treatment of obesity, it cannot replace liposuction or other invasive treatment. Substantial weight reduction should by eating a balanced diet and regular exercise, frozen fat dissolving therapy can only carry extra fat elimination.

Skin antifreeze:

Treatment process in the application of qualified antifreeze, when the temperature is lowered to 0 to - 40 degrees to avoid frostbite. [consumables, buy their own]

The treatment process:

1. Treatment, testing to see whether it is normal heart rate [50-100].

2. Check the thickness of fat.
3. Clean the treatment area, area of hair removal treatment.
4. Marking the treatment zone size.
5. In the treatment of areas with antifreeze.
6. At the treatment site paste antifreeze membrane.
7. Patients undergoing treatment, should sit so that the upper torso and thigh was 90 degrees.
8. The cooling device to gently suck into the treatment site, and setting the vacuum suction strength.
9. Regulate the suction strength to the appropriate time, maintain a constant suction, suction can according to customer 's ability to accept appropriate adjustment. At the same time to meet the suction massage mode.
10. Treatment of 25 - 30 minutes, press the stop control keys, stop suction., screening and adding antifreeze.
11. Repeat steps 10 to 11, until the completion of course [again] power off by pressing the start button.

After treatment:

After treatment of the skin may appear slight injury, frostbite, pigment, careful nursing.

The matters needing attention:

1. The equipment must be operated by professionals.
2. Do not use without antifreeze.
3. Patients with the use of the following medical electronic equipment cannot be used by the device:
 - The implantation of a pacemaker or other implantable electronic device;
 - To preserve the life of the artificial heart lung machine;
 - Portable electrocardiogram measuring equipment;
4. Following patients in the use of machine before the professional doctor agree
 - Patients with acute diseases;
 - Malignant tumor;
 - Patients with infectious diseases;

- Pregnant women;
- Patients with heart disease;
- Patients with a fever;
- Being treated or those with physical anomalies in patients;

5. Patients following the use of this device should be careful

- For babies and toddlers;
- Sensory or physically impaired person;

Contraindications:

Liver problems, Raynaud's disease, severe cold urticaria, cold globulin hematic disease, cold fiber hypoalbuminemia, severe burns, severe diabetes and older adults, children, frail and very resistant to freezing.

Technical parameters:

The host display: 8" TFT color touch screen

Power: 500W

Vacuum: 650mmHg

Pump flow: 60L / min

Vacuum pressure: 0 - 100Kpa

Refrigeration temperature: 0 C, - 5 degrees C, - 10 degrees C.

Burst fat frequency: 35 -- 40K

Frequency: 5MHz

Working voltage: AC220, 230V 50Hz, AC110 - 120V 60Hz;

Packing size: 78 * 51 * 49CM

Product introduction

Security warning signs.

External identifier



Pause working



High voltage danger

pause



Electric flag

Thank you for purchasing this product, please read the user manual carefully before you use notes, and keep, for viewing at any time

