

**Warranty**

**Registration:**

register online today for a  
chance to win a FREE Tripp Lite  
product—[www.tripplite.com/warranty](http://www.tripplite.com/warranty)



# Owner's Manual

## Presentation Remote Pro Gyro Model: PR-PR04



1111 W. 35th Street, Chicago, IL 60609 USA  
[www.tripplite.com/support](http://www.tripplite.com/support)  
Copyright © 2010 Tripp Lite. All rights reserved.

## Package Contents

- Remote Control
- Nano Receiver (located in compartment at top of remote)
- Drawstring Carry Pouch
- AAA Batteries (x2)
- Owner's Manual

## Compatibility

The PR-PRO GYRO Presentation Remote is compatible with:

- Windows® 98SE
- Windows 2000™
- Windows ME
- Windows XP™
- Windows Vista™
- Windows 7

*Note: HID Drivers are part of the Windows Operating System and need to be installed for the remote to function.*

## Overview & Features

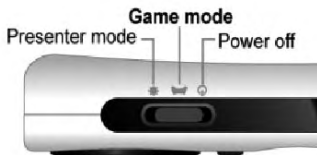
The PR-PRO GYRO is a Presentation Remote and Microsoft Wireless Game Controller for PowerPoint® presentations, air mouse functions, and wireless gaming.

### Using the PR-PRO GYRO

This product has two operating modes:

**Presenter Mode:** Air mouse and presentation functions. Presentation functions are based on Windows PowerPoint® and other popular presentation software.

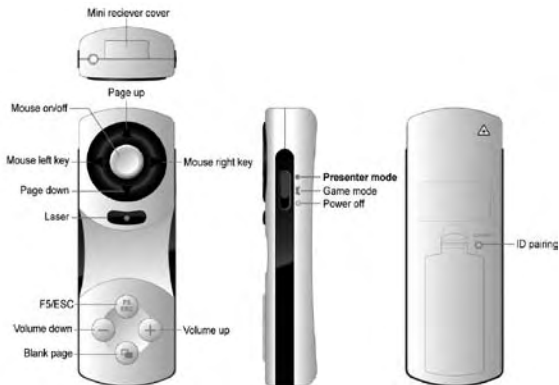
**Game Mode:** Standard Microsoft wireless game controller function. Gamer mode works with standard keyboard-based Microsoft software.



### Mode Switch

This switch allows user to alternate between Presenter and Game Modes or to power off the remote.

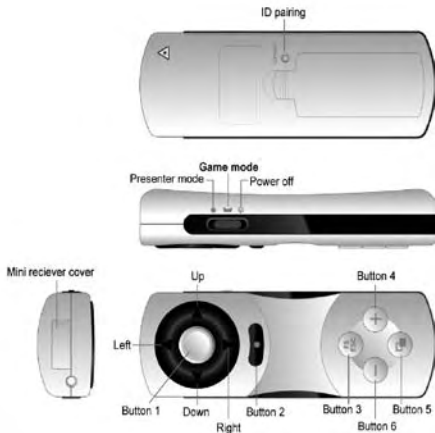
# Presenter Mode



*Note: Actual product may differ slightly from product images.*

Control	Description
Mouse	Double click to turn on the cursor automatically/ Press and hold for semi-automatic control
UP	Power Point page up
DOWN	Power Point page down
LEFT	Mouse left key
RIGHT	Mouse right key
Laser	Laser ON/OFF button
F5/ESC	Power Point F5 and ESC
Blank Page	Power Point blank page
Volume Up	Power Point Volume up
Volume Down	Power Point Volume down

# Game Mode



Control	Description
Button 1	Microsoft standard game controller button 1
Button 2	Microsoft standard game controller button 2
Button 3	Microsoft standard game controller button 3
Button 4	Microsoft standard game controller button 4
Button 5	Microsoft standard game controller button 5
Button 6	Microsoft standard game controller button 6
Up	Microsoft standard game controller button up
Down	Microsoft standard game controller button down
Left	Microsoft standard game controller button left
Right	Microsoft standard game controller button right

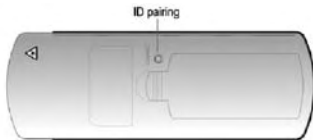
## Pairing

You must pair the presenter and receiver before using your PR-PRO4 for the first time. After the initial pairing, you should not need to repeat this process.

- 1** Insert the Nano Receiver into an available USB port. Press the Connect button on the receiver. The blue LED will flash slowly.



- 2** Press the ID Pairing button on the presenter. The blue LED on the receiver will flash rapidly when the pairing process is complete.



- 3** If your PR-PRO GYRO stops functioning properly, repeat the pairing process.

## Remote Pointer Specifications

- 1** Frequency Range: 2.4 to 2.483 GHz  
(16 multi channels and 65535 ID channels)
- 2** Operational Voltage: 2.4~3.2V

# Warranty & Warranty Registration

## 1-Year Limited Warranty

TRIPP LITE warrants its products to be free from defects in materials and workmanship for a period of one (1) year from the date of initial purchase. TRIPP LITE's obligation under this warranty is limited to repairing or replacing (at its sole option) any such defective products. To obtain service under this warranty, you must obtain a Returned Material Authorization (RMA) number from TRIPP LITE or an authorized TRIPP LITE service center. Products must be returned to TRIPP LITE or an authorized TRIPP LITE service center with transportation charges prepaid and must be accompanied by a brief description of the problem encountered and proof of date and place of purchase. This warranty does not apply to equipment which has been damaged by accident, negligence or misapplication or has been altered or modified in any way.

EXCEPT AS PROVIDED HEREIN, TRIPP LITE MAKES NO WARRANTIES, EXPRESS OR IMPLIED, INCLUDING WARRANTIES OF MERCHANTABILITY AND FITNESS FOR A PARTICULAR PURPOSE. Some states do not permit limitation or exclusion of implied warranties; therefore, the aforesaid limitation(s) or exclusion(s) may not apply to the purchaser.

EXCEPT AS PROVIDED ABOVE, IN NO EVENT WILL TRIPP LITE BE LIABLE FOR DIRECT, INDIRECT, SPECIAL, INCIDENTAL OR CONSEQUENTIAL DAMAGES ARISING OUT OF THE USE OF THIS PRODUCT, EVEN IF ADVISED OF THE POSSIBILITY OF SUCH DAMAGE. Specifically, TRIPP LITE is not liable for any costs, such as lost profits or revenue, loss of equipment, loss of use of equipment, loss of software, loss of data, costs of substitutes, claims by third parties, or otherwise.

## WARRANTY REGISTRATION

Visit [www.tripplite.com/warranty](http://www.tripplite.com/warranty) today to register the warranty for your new Tripp Lite product. You'll be automatically entered into a drawing for a chance to win a FREE Tripp Lite product!\*

\* No purchase necessary. Void where prohibited. Some restrictions apply. See website for details.

## Regulatory Compliance Identification Numbers

For the purpose of regulatory compliance certifications and identification, your Tripp Lite product has been assigned a unique series number. The series number can be found on the product nameplate label, along with all required approval markings and information. When requesting compliance information for this product, always refer to the series number. The series number should not be confused with the marking name or model number of the product.

# Warranty & Warranty Registration (continued)

## FCC Notice, Class B

This device complies with part 15 of the FCC Rules. Operation is subject to the following two conditions: (1) This device may not cause harmful interference, and (2) this device must accept any interference received, including interference that may cause undesired operation.

Note: This equipment has been tested and found to comply with the limits for a Class B digital device, pursuant to part 15 of the FCC Rules. These limits are designed to provide reasonable protection against harmful interference in a residential installation. This equipment generates, uses and can radiate radio frequency energy and, if not installed and used in accordance with the instructions, may cause harmful interference to radio communications. However, there is no guarantee that interference will not occur in a particular installation. If this equipment does cause harmful interference to radio or television reception, which can be determined by turning the equipment off and on, the user is encouraged to try to correct the interference by one or more of the following measures:

- Reorient or relocate the receiving antenna.
- Increase the separation between the equipment and receiver.
- Connect the equipment into an outlet on a circuit different from that to which the receiver is connected.
- Consult the dealer or an experienced radio/TV technician for help

Any changes or modifications to this equipment not expressly approved by Tripp Lite could void the user's authority to operate this equipment.

## To protect against risk of fire, bodily injury, electric shock or damage to the equipment:

- Do not immerse any part of this product in water or other liquid.
- Do not spray liquid on this product or allow excess liquid to drip inside.
- Do not use this product if it has sustained damage, such as a damaged cord or plug.
- Disconnect this product or remove its batteries before cleaning.

## WARNING!

Use of this equipment in life support applications where failure of this equipment can reasonably be expected to cause the failure of the life support equipment or to significantly affect its safety or effectiveness is not recommended. Do not use this equipment in the presence of a flammable anesthetic mixture with air, oxygen or nitrous oxide.

## WEEE Compliance Information for Tripp Lite Customers and Recyclers (European Union)

Under the Waste Electrical and Electronic Equipment (WEEE) Directive and implementing regulations, when customers buy new electrical and electronic equipment from Tripp Lite they are entitled to:

- Send old equipment for recycling on a one-for-one, like-for-like basis (this varies depending on the country)
- Send the new equipment back for recycling when this ultimately becomes waste

Tripp Lite follows a policy of continuous improvement. Product specifications are subject to change without notice.



1111 W. 35th Street  
Chicago, IL 60609 USA  
[www.tripplite.com/support](http://www.tripplite.com/support)