

Product Registration System Manual

Version R01
July 26, 2011

Contents

[Register a new account](#)

[Login to PRS](#)

[Password Reminder](#)

[Register a Getac Product](#)

[Modify User Account](#)

[User Manual](#)

Register a new account

Register a new account

Step 1 : Register a new account

Product Registration System

Login

Username

Password

[Forgot password?»](#)
[Register»](#)
[Manual»](#)

Thank you for purchasing Getac product(s), we hope you enjoy it!

Please take a minute to register your product.

Benefits of Registration

- Confirmation of Ownership : keep your purchased record in system.
- Product Registration Information : available to find your product registration and premium service coverage.

If you have any problem or suggestion about the registration website, please contact us via GetacSupport_Global@getac.com

Again, thank you and please visit the Getac website regularly <http://www.getac.com>

Click here to register a new account

Register a new account

Register

*Username
Please input a valid email address as your username

*Again Username

*Password

*Retype Password

*First name

*Last name

*Gender ☒ Male ☐ Female

Date of birth

*Country/Region

*Address

Postcode/Zipcode

*City

*State/Province

*Telephone

Fax

Cell/Mobile Phone



**Step 2 : input
simple information
for registration and
Use E-mail address
as your Username**

**Enter Simply information
here for registration**

Register a new account

Step 3 : Auto message below to inform new user the registration has been done successfully



Login to PRS

Login to PRS System

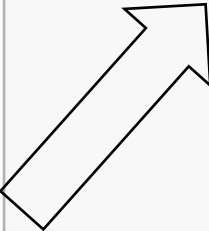
Step 1 : Enter your Username and Password

Product Registration System

Login

Username

Password



[Forgot password?»](#)
[Register»](#)
[Manual>](#)

Input username &
password here

Thank you for purchasing Getac product(s), we hope you enjoy it!

Please take a minute to register your product.

Benefits of Registration

- Confirmation of Ownership : keep your purchased record in system.
- Product Registration Information : available to find your product registration and premium service coverage.

If you have any problem or suggestion about the registration website, please contact us via GetacSupport_Global@getac.com

Again, thank you and please visit the Getac website regularly <http://www.getac.com>

Login to PRS System

Step 2: After login, you will enter to below "Home" page

Product Registration System

Home
Product Register
Modify Account
Logout

Product Type	Product Name	Serial Number	Purchase Date	Invoice Number
Handheld	GPS	123456789	2010-01-01	
Handheld	GPS	123456789	2010-01-01	
Handheld	GPS	123456789	2010-01-01	
Handheld	GPS	123456789	2010-01-01	
Handheld	GPS	123456789	2010-01-01	
Handheld	GPS	123456789	2010-01-01	
Handheld	GPS	123456789	2010-01-01	
Handheld	GPS	123456789	2010-01-01	
Handheld	GPS	123456789	2010-01-01	
Handheld	GPS	123456789	2010-01-01	

① Main Menu Bar

② Registered product list

Password Reminder

Forgot your Password

Step 1 : Click "Forgot password ?"

Product Registration System

Login

Username

Password

Login

[Forgot password?»](#)
[Register»](#)
[Manual>](#)

Thank you for purchasing Getac product(s), we hope you enjoy it!

Please take a minute to register your product.

Benefits of Registration

- Confirmation of Ownership : keep your purchased record in system.
- Product Registration Information : available to find your product registration and premium service coverage.

If you have any problem or suggestion about the registration website, please contact us via GetacSupport_Global@getac.com

Again, thank you and please visit the Getac website regularly <http://www.getac.com>

Click "Forgot password?"
then your password will be
re-sent to your E-mail
address

Forgot your Password

Step 2 : Enter your registered E-mail Address

Forgot Password



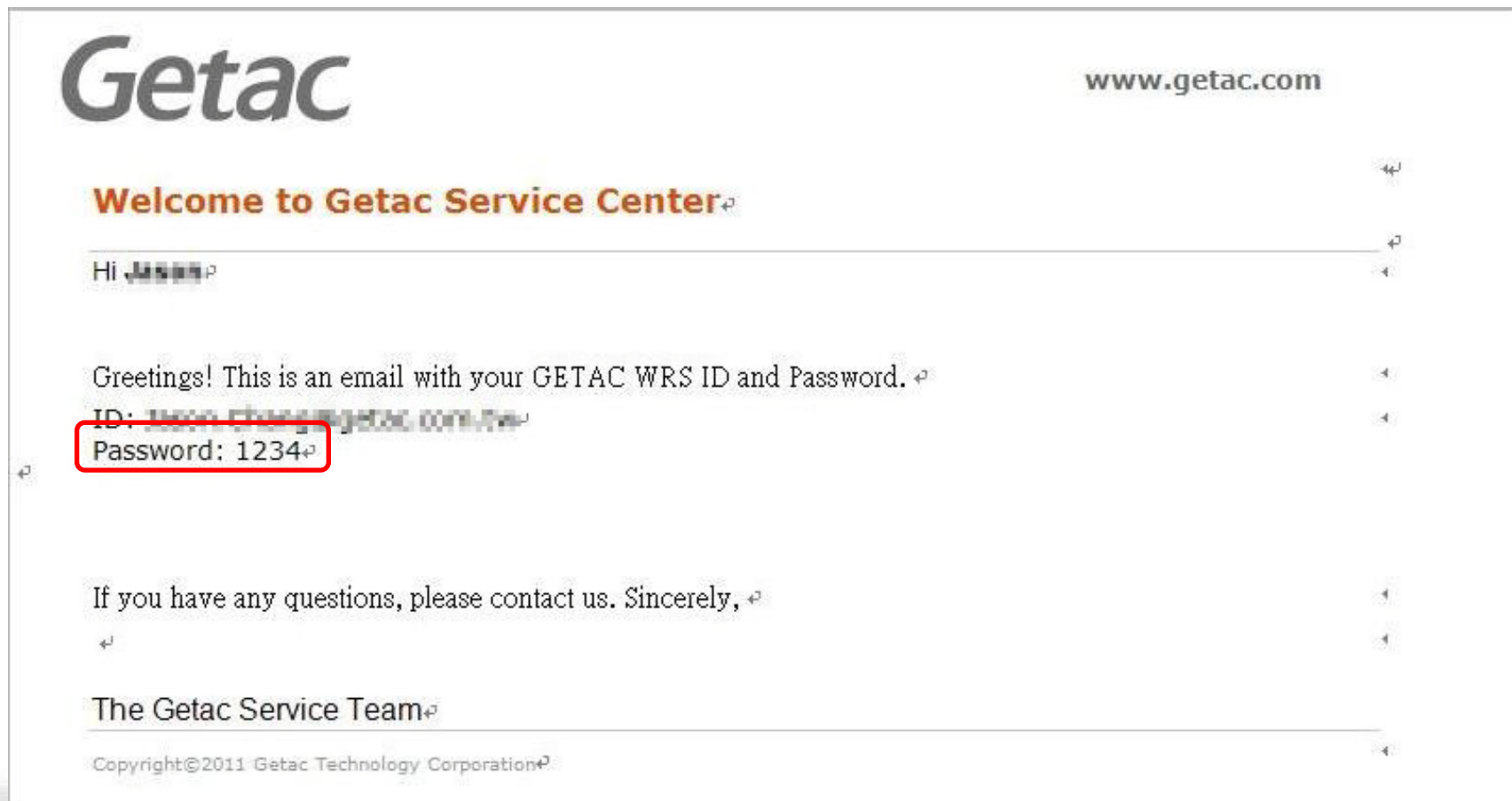
*Username

Please input a valid email address as your username

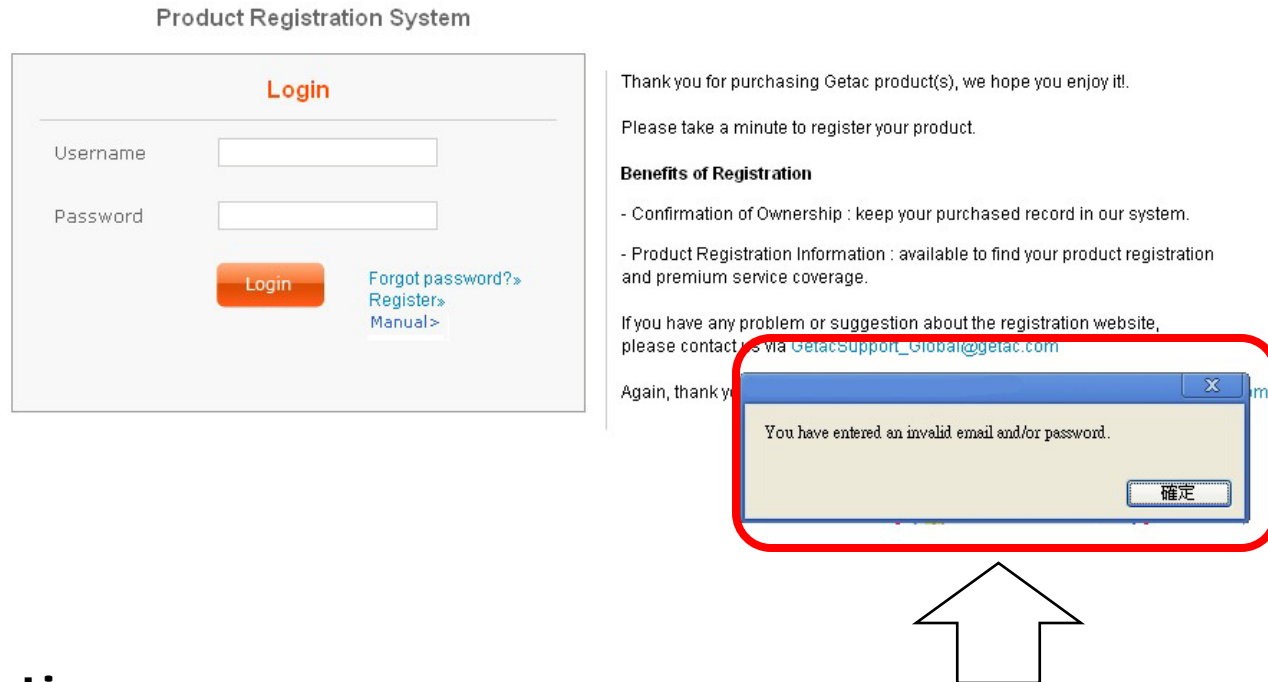
Submit

Forgot your Password

Step 3 : Password remind email will be sent as below



Can't login to PRS



Notice :

If you can't login and received this message, Please Check...

- 1. If you had login to PRS before, please make sure you enter correctly username and password.**
- 2. If you are a new user and never login to PRS, please try to register a new account again and be careful the typing error issue.**

Register a Getac Product

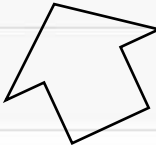
Start to register your Getac Product


Step 1 : Click “Register Product”

Product Registration System

Register Product

Home
Register Product
Modify Account
Logout





*Product Type

*Product Name

*Serial Number

*Purchase Country

*Purchase Date

Premium Service ☐ Yes ☒ No

*Dealer Purchased From

Start to register your Getac Product

Step 2 : Input Product information

Product Registration System

Register Product

Home
Register Product
Modify Account
Logout

Input Product information

*Product Type Please Select ▼

*Product Name Please Select ▼

*Serial Number

*Purchase Country Please Select ▼

*Purchase Date Jul ▼ 26 ▼ 2011 ▼

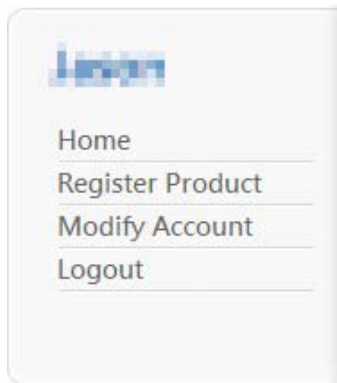
Premium Service ☐ Yes ☒ No

*Dealer Purchased From

Submit

Start to register your Getac Product

Step 3 : Select Product Type & Name



Product Registration System

Register Product

*Product Type

Please Select
Please Select
NOTEBOOK
HANDHELD
SMARTPHONE
TABLET

*Product Name

*Serial
Number

*Purchase
Country

Please Select

*Purchase Date

Jul 26 2011

Premium
Service

☐ Yes ☒ No

*Dealer
Purchased
From

Submit

Click the pull-down
menu to select
Product Type & Name

Product Warranty Register (Invoice)

Step 4 : POD (Proof of Purchase) is required by system when purchase date 30 days over factory shipment date.

The screenshot shows a web form for a Product Warranty Register (Invoice). The form includes several fields and a list of items. Annotations highlight specific steps:

- *Purchase Date:** A date selector with dropdowns for month (Apr), day (1), and year (2011). A green box highlights this field, and a dashed green arrow points from it to the *Invoice Number field.
- First to select right purchase date, and upload invoice with defined format:** A red text box with arrows pointing to the *Purchase Date field and the *Upload Invoice field.
- *Dealer Purchased From:** A text input field.
- *Invoice Number:** A text input field.
- *Upload Invoice:** A file upload field with a text input, a "瀏覽..." (Browse...) button, and a file type specification: ".jpg*.gif*.png (File size limited to 2MB)".
- Submit:** A button at the bottom of the form.

The form also includes a "Premium Service" section with a "Yes/No" radio button and a list of items (1. to 5.) with corresponding input fields.

Product Warranty Register (Premium Service)

***Purchase Date** Apr ▼ 1 ▼ 2011 ▼

Premium Service

☒ Yes ☐ No

1.

2.

3.

4.

5.

6.

7.

8.

9.

10.

***Dealer Purchased From**

***Invoice Number**

***Upload Invoice** 瀏覽... *.jpg,*.gif,*.png (File size limited to 2MB)

key in Premium Service P/N if any

Registered Mail

You will receive an “Auto Mail” after registered

Getac

www.getac.com

Welcome to Getac Service Center

Hi Jason, date:07/13/2011

Thank you for purchasing Getac Products.

All data which you just provided will be verified and the confirmation letter will be sent to you afterwards.

Product Type : **TABLET**

Product Name : **E100**

S/N : **RA133460000**

Reseller name : **Getac**

Purchase date : **07/12/2011**

The Getac Service Team

Copyright©2011 Getac Technology Corporation

Modify User Account

Modify User Account

Product Registration System

Modify Account

***Username**

***Password**

***Retype Password**

***First name**

***Last name**

***Gender** ☒ Male ☐ Female

Date of birth

***Country/Region**

***Address**

Postcode/Zipcode

***City**

User can modify user account information in this page.



User Manual

User Manual

User Manual

Product Registration System

Login

Username

Password

Login

[Forgot password?»](#)
[Register»](#)
[Manual>](#)

Thank you for purchasing Getac product(s), we hope you enjoy it!

Please take a minute to register your product.

Benefits of Registration

- Confirmation of Ownership : keep your purchased record in system.
- Product Registration Information : available to find your product registration and premium service coverage.

If you have any problem or suggestion about the registration website, please contact us via GetacSupport_Global@getac.com

Again, thank you and please visit the Getac website regularly <http://www.getac.com>

Click here to download user manual, it can help to use this system.

Thank You!!