

# Read Me First

IM 01W02D02-11EN



This document specifies the important information to use this product correctly and safely for YFGW610 Field Wireless Media Converter.

Before use the product, be sure to read this document first.

## Contents

Introduction.....	2
Safety Precautions .....	4
Explosion Proof Specifications .....	8
Copyright and Trademark Notices .....	12
About User's Manual.....	12
Information of User's Manual Revision .....	12

---

# Introduction

## ■ Regarding This User's Manual

- This manual should be provided to the end user. Please recommend end users to keep this manual at hand and refer to it as needed.
- Before use, read this manual thoroughly to comprehend its contents.
- The purpose of the User's Manual is to describe details of functions provided in this product, not to warrant the product's suitability to the specific purposes of customers.
- No part of this manual may be reproduced in any form without Yokogawa's written permission.
- The contents of this manual may be changed without prior notice.
- All reasonable effort has been made to ensure the accuracy of the contents of this manual. However, if any errors or omissions are found, please inform any of sales offices listed on the back cover or your local distributor.
- Special specifications are not described.
- Please note that this User's Manual may not be revised for any specification changes, construction changes or operating part changes that are not considered to affect function or performance.

## ■ ATEX Documentation

### ● This is only applicable to the countries in European Union.

GB

All instruction manuals for ATEX Ex related products are available in English, German and French. Should you require Ex related instructions in your local language, you are to contact your nearest Yokogawa office or representative.

DK

Alle brugervejledninger for produkter relateret til ATEX Ex er tilgængelige på engelsk, tysk og fransk. Skulle De ønske yderligere oplysninger om håndtering af Ex produkter på eget sprog, kan De rette henvendelse herom til den nærmeste Yokogawa afdeling eller forhandler.

I

Tutti i manuali operativi di prodotti ATEX contrassegnati con Ex sono disponibili in inglese, tedesco e francese. Se si desidera ricevere i manuali operativi di prodotti Ex in lingua locale, mettersi in contatto con l'ufficio Yokogawa più vicino o con un rappresentante.

E

Todos los manuales de instrucciones para los productos antiexplosivos de ATEX están disponibles en inglés, alemán y francés. Si desea solicitar las instrucciones de estos artículos antiexplosivos en su idioma local, deberá ponerse en contacto con la oficina o el representante de Yokogawa más cercano.

NL

Alle handleidingen voor producten die te maken hebben met ATEX explosiebeveiliging (Ex) zijn verkrijgbaar in het Engels, Duits en Frans. Neem, indien u aanwijzingen op het gebied van explosiebeveiliging nodig hebt in uw eigen taal, contact op met de dichtstbijzijnde vestiging van Yokogawa of met een vertegenwoordiger.

SF

Kaikkien ATEX Ex -tyyppisten tuotteiden käyttöohjeet ovat saatavilla englannin-, saksan- ja ranskkieleisinä. Mikäli tarvitsette Ex -tyyppisten tuotteiden ohjeita omalla paikallisella kielellänne, ottakaa yhteyttä lähimpään Yokogawa-toimistoon tai -edustajaan.

P

Todos os manuais de instruções referentes aos produtos Ex da ATEX estão disponíveis em Inglês, Alemão e Francês. Se necessitar de instruções na sua língua relacionadas com produtos Ex, deverá entrar em contacto com a delegação mais próxima ou com um representante da Yokogawa.

F

Tous les manuels d'instruction des produits ATEX Ex sont disponibles en langue anglaise, allemande et française. Si vous nécessitez des instructions relatives aux produits Ex dans votre langue, veuillez bien contacter votre représentant Yokogawa le plus proche.

D

Alle Betriebsanleitungen für ATEX Ex bezogene Produkte stehen in den Sprachen Englisch, Deutsch und Französisch zur Verfügung. Sollten Sie die Betriebsanleitungen für Ex-Produkte in Ihrer Landessprache benötigen, setzen Sie sich bitte mit Ihrem örtlichen Yokogawa-Vertreter in Verbindung.

S

Alla instruktionsböcker för ATEX Ex (explosionssäkra) produkter är tillgängliga på engelska, tyska och franska. Om Ni behöver instruktioner för dessa explosionssäkra produkter på annat språk, skall Ni kontakta närmaste Yokogawakontor eller representant.

GR

Όλα τα εγχειρίδια λειτουργίας των προϊόντων με ATEX Ex διατίθενται στα Αγγλικά, Γερμανικά και Γαλλικά. Σε περίπτωση που χρειάζεστε οδηγίες σχετικά με Ex στην τοπική γλώσσα παρακαλούμε επικοινωνήστε με το πλησιέστερο γραφείο της Yokogawa ή αντιπρόσωπο της.

SK

Všetky návody na obsluhu pre prístroje s ATEX Ex sú k dispozícii v jazyku anglickom, nemeckom a francúzskom. V prípade potreby návodu pre Ex-prístroje vo Vašom národnom jazyku, skontaktujte prosím miestnu kanceláriu firmy Yokogawa.

CZ

Všechny uživatelské příručky pro výrobky, na něž se vztahuje nevybušné schválení ATEX Ex, jsou dostupné v angličtině, němčině a francouzštině. Požadujete-li pokyny týkající se výrobků s nevybušným schválením ve vašem lokálním jazyku, kontaktujte prosím vaši nejbližší reprezentační kancelář Yokogawa.

LT

Visos gaminių ATEX Ex kategorijos Eksploatavimo instrukcijos teikiama anglų, vokiečių ir prancūzų kalbomis. Norėdami gauti prietaisų Ex dokumentaciją kitomis kalbomis susisieki su artimiausiu bendrovės "Yokogawa" biuru arba atstovu.

LV

Visas ATEX Ex kategorijas izstrādājumu Lietošanas instrukcijas tiek piegādātas angļu, vācu un franču valodās. Ja vēlaties saņemt Ex ierīšu dokumentāciju citā valodā, Jums ir jāsazinās ar firmas Jokogava (Yokogawa) tuvāko ofisu vai pārstāvi.

EST

Kõik ATEX Ex toodete kasutamishendid on esitatud inglise, saksa ja prantsuse keeles. Ex seadmete muukeelse dokumentatsiooni saamiseks pöörduge lähima lokagava (Yokogawa) kontori või esindaja poole.

PL

Wszystkie instrukcje obsługi dla urządzeń w wykonaniu przeciwybuchowym Ex, zgodnych z wymaganiami ATEX, dostępne są w języku angielskim, niemieckim i francuskim. Jeżeli wymagana jest instrukcja obsługi w Państwa lokalnym języku, prosimy o kontakt z najbliższym biurem Yokogawy.

SLO

Vsi predpisi in navodila za ATEX Ex sorodni pridelki so pri roki v angleščini, nemščini ter francoščini. Če so Ex sorodna navodila potrebna v vašem tujejnem jeziku, kontaktirajte vaš najbliži Yokogawa office ili predstavnika.

H

Az ATEX Ex műszerek gépkönyveit angol, német és francia nyelven adjuk ki. Amennyiben helyi nyelven kéri az Ex eszközök leírásait, kérjük keressék fel a legközelebbi Yokogawa irodát, vagy képviselőt.

BG

Всички упътвания за продукти от серията ATEX Ex се предлагат на английски, немски и френски език. Ако се нуждаете от упътвания за продукти от серията Ex на родния ви език, се свържете с най-близкия офис или представителство на фирма Yokogawa.

RO

Toate manualele de instructiuni pentru produsele ATEX Ex sunt in limba engleza, germana si franceza. In cazul in care doriti instructiunile in limba locala, trebuie sa contactati cel mai apropiat birou sau reprezentant Yokogawa.

M

Il-manwali kollha ta' l-istruzzjonijiet għal prodotti marbuta ma' ATEX Ex huma disponibbli bi-Ingliż, bi-Germaniż u bi-Franċiż. Jekk tkun tehtieg struzzjonijiet marbuta ma' Ex fil-lingwa lokali tiegħek, għandek tikkuntattja lill-eqreb rappreżentant jew uffiċċju ta' Yokogawa.

---

# Safety Precautions

## ■ Safety, Protection, and Modification of the Product

- In order to protect the operator, product, and system controlled by the product, observe the safety precautions described in this User's Manual. If users handle contrary to these instructions, we can not guarantee the safety.
- If this instrument is used in a manner not specified in this User's Manual, the protection provided by this instrument may be impaired.
- Modification of the product is strictly prohibited.
- If customers attempt to repair or modify explosion-proof type products and fail to return them to their original state, the explosion-proof structure of this product will be lost, resulting in a hazardous state. All repairs and modifications of the product must be consulted with Yokogawa.
- If any protection or safety circuit is required for the system controlled by the product or for the product itself, prepares it separately.
- Be sure to use the spare parts approved by Yokogawa Electric Corporation (hereafter simply referred to as Yokogawa) when replacing parts or consumables.
- The following symbols are used in the product and User's Manual to indicate that there are precautions for safety:



### CAUTION

Indicates that caution is required for operation. This symbol is placed on the parts necessary to refer to the User's Manual for protecting the operator and equipment. In the User's Manual you will find precautions to avoid physical injury or death of the operator, including electrical shocks, injuries of human body, and so on.

---



### WARNING

Indicates instructions that must be observed in order to prevent the software or hardware from being damaged or the system from becoming faulty.

---



### IMPORTANT

Indicates important information required to understand operations or functions.

---

**NOTE**




Draws attention to information essential for understanding the operation and features.

**TIP**

Indicates additional information.

**SEE  
ALSO**

Indicates a source to refer to

-  Indicates a protective grounding terminal. Before using the product, ground the terminal.
-  Indicates a functional grounding terminal. Before using the product, ground the terminal.
-  Indicates a DC supply

## ■ Warranty

- **The warranty terms of this instrument are described in the quotation. We will make any repairs that may become necessary during the guaranteed term free of charge.**
- **Please contact our sales office or your local distributor if this instrument requires repair.**
- **If the instrument is faulty, contact us with complete details about the problem and the length of time it has been faulty, and state the model and serial number. We would appreciate the inclusion of drawings or additional information.**
- **The results of our examination will determine whether the product will be repaired free of charge or on an at-cost basis.**

---

## ■ The guarantee will not apply in the following cases:

- Damage due to negligence or insufficient maintenance on the part of the customer.
- Problems or damage resulting from handling, operation or storage that violates the intended use and specifications.
- Problems that result from using or performing maintenance on the instrument in a location that does not comply with the installation location specified by Yokogawa.
- Problems or damage resulting from repairs or modifications not performed by Yokogawa or someone authorized by Yokogawa.
- Problems or damage resulting from inappropriate installation after delivery.
- Problems or damage resulting from disasters such as fires, earthquakes, storms, floods, or lightning strikes and external causes.

## ■ Warranty and Disclaimer

- Yokogawa assumes no responsibilities for this product except as stated in the warranty.
- Yokogawa shall have neither liability nor responsibility to any person or entity with respect to any direct or indirect loss or damage arising from using the product or any defect of the product that Yokogawa can not predict in advance.

## ■ Notes on Hardware

### ● Appearance and Accessories

Check the following when you receive the product:

- Appearance
- Standard accessories

Contact our sales representative or your local distributor if the product's coating has come off or any accessories are missing.

### ● Model and Suffix Codes

The name plate on the product contains the model and suffix codes. Compare them with those in the general specification to make sure the product is the correct one. If you have any questions, contact our sales office or your local distributor.

---

## ■ Cautions for Safely Applying the Device

### ● EMC Conformity Standards

EN61326-1 Class A, Table 2 (For use in industrial locations), EN55011 Class A, Group 1, EN61000-6-2

This instrument is a Class A product, and it is designed for use in the industrial environment.

Please use this instrument in the industrial environment only.

## ■ Wiring the Ground

Appropriate grounding is necessary for the stable operation of YFGW610.

The frame ground (FG) terminal (M4 screw) is located on the side of power supply connector on the top side of the mainbody.

To connect the ground cable to the FG terminal, use a ring tongue terminal for M4 with an insulation sleeve.

Secure the M4 screws at a tightening torque of 1.2 to 1.5 Nm.

**SEE  
ALSO**

---

For grounding of YFGW610, see "B4.3 Grounding" of the YFGW610 user's manual (IM01W02D02-01EN).

---

# Explosion Proof Specifications



## CAUTION

This instrument has been tested and certified as being explosion proof. Please note that severe restrictions apply to this instrument's construction, installation, external wiring, maintenance and repair. A failure to abide by these restrictions could make the instrument a hazard to operate.

### ■ Optional Specifications (For Explosion Protected Types)

Item	Description	Code
Factory Mutual (FM)	Nonincendive Approval *1	-
ATEX	ATEX Type n declaration Applicable Standard: EN 60079-0:2009, EN 60079-0:2012, EN 60079-15:2010 II 3 G Ex nA IIC T4 Gc X*2 Amb. Temp.(Tamb): -40 to 65°C (altitude: up to 2000 m), -40 to 55°C (altitude: more than 2000 m, up to 3000 m)	KN27
Canadian Standards Association (CSA)	Nonincendive Approval *1	-
IECEX	Type n Approval *3	-

\*1: To be compliant with these standards, the YFGW610 hardware needs to be installed in a lockable metal cabinet.

\*2: Symbol 'X' denotes the following specific conditions of use:

- When the equipment are located in hazardous areas, they shall be installed in metal cabinets with locks and keys which provide a degree of protection not less than IP54 in accordance with IEC 60529.
- The equipment shall be accordingly located in areas of not more than pollution degree 2 (defined in IEC 60664-1) to prevent adverse environmental conditions caused by foreign solid particles, dust and water etc.

\*3: To be compliant with these standards, the YFGW610 hardware needs to be installed in a lockable metal cabinet of IP54 or higher protection rating.



## ■ ATEX



### WARNING

- WHEN AN EXPLOSIVE ATMOSPHERE IS PRESENT
- DO NOT OPEN THE CABINET WHILE THE EQUIPMENT ARE ENERGIZED
- DO NOT SEPARATE THE CONNECTIONS WHEN ENERGIZED

### Caution for ATEX Type n declaration

#### (1) Technical Data

**Note 1. Model YFGW610 Field Wireless Media Converter with optional code /KN27 is applicable for use in hazardous area.**

- Applicable Standards: EN 60079-0:2009, EN 60079-0:2012, EN 60079-15:2010
- Marking:  $\text{Ex}$  II 3 G Ex nA IIC T4 Gc X
- Ambient Temperature: -40 to 65°C (altitude : up to 2000 m)  
-40 to 55°C (altitude : more than 2000 m, up to 3000 m)
- Power Supply: Operating voltage 10.8 V DC to 26.4 V DC  
Rated voltage 24.0 V DC
- Power Dissipation:  $\leq 10$  W
- Altitude: Up to 3000 m
- Location: Indoor use

#### (2) Specific Condition of Use

- When the equipment are located in hazardous areas, they shall be installed in metal cabinets with locks and keys which provide a degree of protection not less than IP54 in accordance with IEC 60529.
- The equipment shall be accordingly located in areas of not more than pollution degree 2 (defined in IEC 60664-1) to prevent adverse environmental conditions caused by foreign solid particles, dust and water etc.

### (3) Installation



#### WARNING

- The equipment shall be installed and used within their ratings.
- All equipment and wiring in hazardous areas shall be installed in accordance with EN 60079-14 and related local electrical codes and the installation shall also comply with the appropriate requirements for non-hazardous areas.
- Instructions provided in GS (General specifications), TI (Technical Information of Installation Guidance) and/or IM (User's Manuals) shall be observed.
- The installation shall be carried out only by qualified personnel whose training has included instruction on the type of protection and installation practices, relevant rules and regulations and general principles of area classification.
- The degree of protection not less than IP54 shall be maintained at cable entries into the cabinet.
- It must be observed during the installation that the venting slots of the equipment are not blocked off by cable parts, fixing accessories etc.

- On completion of the installation and prior to first use, initial inspection of the equipment and installation shall be carried out in accordance with EN 60079-17.
- Screws of terminals for field wiring connections shall be tightened with specified torque values.
- Make sure that all the cables are rigidly fixed in the cabinet so as to ensure the safety and performance.
- In hazardous areas, all the cables such as power supply cable, ground cable, Ethernet cables, and the other communication cables used outside of the cabinet must be wired in accordance with the EN 60079-14 and the relevant local electrical code for explosion-proof.
- The power supply cable of YFGW610 must be wired from a non-hazardous area without applying stress to the end of the cables.
- YFGW610 does not have a power switch inside. Prepare a dedicated breaker for the external power line to turn ON/OFF the device.
- Make sure that the breakers are installed in the power supply circuit located in non-hazardous areas so that the power can be shutoff when abnormality occurs.
- Take care not to generate mechanical sparking when access to the instrument and peripheral devices in hazardous area.

### (4) Operation



#### WARNING

- Take care not to generate mechanical sparking when access to the instrument and peripheral devices in hazardous area.

(5) Maintenance and Repair



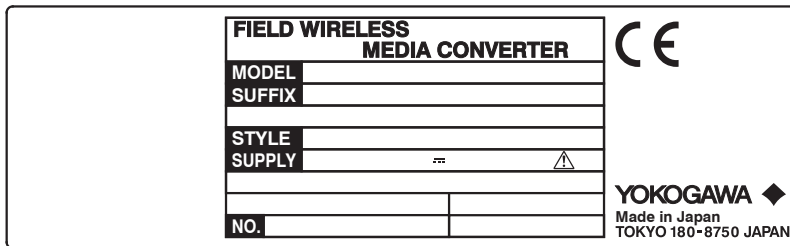
**WARNING**

- Inspections and maintenance of the equipment and installations shall be carried out only by qualified personnel and in accordance with EN 60079-17.
- Repair, overhaul, reclamation of the equipment shall be carried out only by qualified personnel and in accordance with EN 60079-19.
- Repairs of the equipment shall be carried out only by trained, experienced, skilled, knowledgeable and/or supervised personnel, or by the service engineers recognized by YOKOGAWA. Otherwise, the type of protection may be invalidated.
- Modifications shall not be made to the equipment which are operated in hazardous areas.

- When opening the cabinet, the enclosure should be dry and clean to prevent the ingress of water and dust.

(6) Name Plate

- Main Name plate

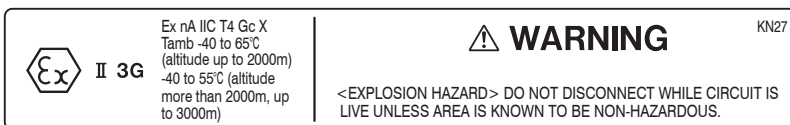


- MODEL: Specified model code.
- SUFFIX: Specified suffix code.
- STYLE: Style code.
- SUPPLY: Specified supply voltage and wattage.
- NO.: Serial number and year of production \*1.
- YOKOGAWA ◆ TOKYO 180-8750 JAPAN: The manufacturer name and the address \*2.

\*1: Production year and month are shown as yyyy.mm.  
For example, 2013.01 denotes January 2013.

\*2: "180-8750" is a postal code which represents the following address.  
2-9-32 Nakacho, Musashino-shi, Tokyo Japan

- Hazardous class name plate



# Copyright and Trademark Notices

## ■ All Rights Reserved

The copyrights of these manuals are reserved.

No part of the manual may be transferred, sold, distributed (including delivery via a commercial PC network or the like), or registered or recorded on video tapes or other media.

## ■ Trademark Acknowledgments

- CENTUM, PRM, FieldMate, STARDOM and VigilantPlant are either trademarks or registered trademarks of Yokogawa.
- Microsoft, Windows, Windows Server, Windows Vista, Windows 7, Visual Basic, VisualC++, VisualC#, VisualStudio Microsoft .NET Framework 3.5 are either registered trademarks or trademarks of Microsoft Corporation in the United States and/or other countries.
- Adobe, Acrobat and Acrobat Reader are either registered trademarks or trademarks of Adobe Systems Incorporated in the United States and/or other countries.
- Ethernet is a registered trademark of XEROX Corporation.
- All other company and product names mentioned in this User's Manual are trademarks or registered trademarks of their respective companies.
- We do not use TM or ® mark to indicate those trademarks or registered trademarks in this User's Manual.

# About User's Manual

## ■ Composition of User's Manual

This chapter explains the composition of User's Manual.

The following printed user's manuals are attached to YFGW610 hardware.

- IM 01W02D02-11EN: Read me first
- IM 01W02D02-01EN: YFGW610 Field Wireless Media Converter

# Information of User's Manual Revision

**Material Name:** Read Me First

**Material Number:** IM 01W02D02-11EN

Edition	Date	Page	Revised Item
1st Edition	May 2014		New Issue

---

Blank Page