

ET-01 BUTF Multimedia Speaker

Advent[®]
Convergence at its best



Compatible with:



LAPTOP



DESKTOP



TABLET



MP3



MOBILE



BLUETOOTH



TF CARD



USB



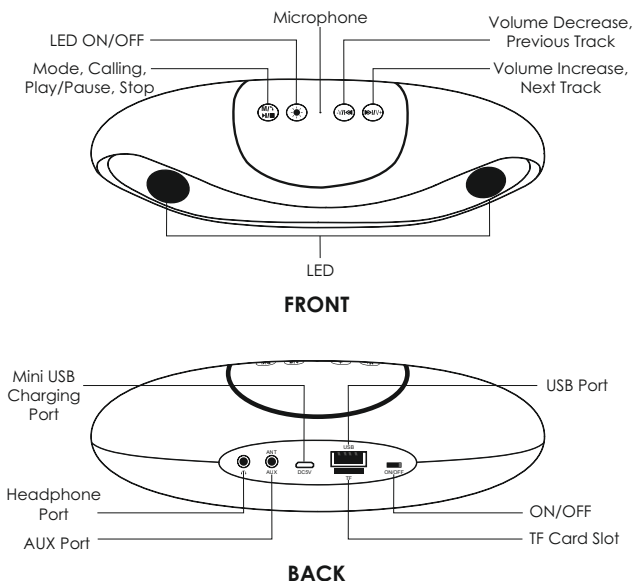
FM

USER MANUAL






Important Safety Information:

- Please follow the instructions given in manual for your own safety.
- Do not use these speakers in locations with high temperatures and/or high humidity levels. Try to use the speakers in a dry and dust free location.
- Do not come into contact with speakers using wet hands. Please ensure that your hands are dry before operation.
- Refrain from dropping the speaker down as physical damages will not be entertained under warranty.
- Should there be any problems using the speaker, immediately discontinue use and contact customer care for assistance.









Product Overview:










Making Calls:

- Answer/End Calls** [] - To Answer/End a call press the button once.
- Call Reject** [] - To reject a call without answering long press the call button during an incoming call.
- Last Dialed** [] - Press twice the button to dial the last dialed number.
- Volume** [] - Long press the button to increase volume.
- [] - Long press the button to decrease volume.

Music Controls:

- Play/Pause** [] - To Play/Pause the music tracks press the button once.
- Volume** [] - Long press the button to increase volume.
- [] - Long press the button to decrease volume.
- Previous/Next Track** [] - Press once for next track.
- [] - Press once for previous track.
- Mode** [] - Press to change input source like AUX/USB/TF/FM.
- LED** [] - Press the button to LED ON/OFF.
- Microphone** [] - Use the Microphone directly on the speaker to talk after answering a call.

Functions Introduction:

- Headphone** [] - Connect stereo headphones with a 3.5mm plug to this port.
- USB** [] - Play music directly from USB
- TF Card** [] - Play music directly from TF card.
- AUX Port** [] - Play music directly from AUX cable.
- USB Charging Port** [] - Connect the USB port of PC / Laptop with the micro USB port on the speaker using the supplied USB cable.
- FM** [] - Put the Line IN cable into ANT hole, in the FM mode, short press the pause button, will automatically search platform, can search automatically included retention, typically receive ten or more, searching also have relations with the signal, the signal can search more good situation
- ON/OFF** [] - Slide the switch to the ON or OFF position to turn the speaker ON or OFF.

Pairing:

- Press & Hold Power button for **5 sec.**
- Rapidly blinking **BLUE**.
- Search & add "**ET-O1**" on your BT enabled device.

Specifications:

Output Power	-	3W x 2
Input Power	-	DC 5V/1200mAh
S/N	-	≤ ≥85dB
Bluetooth	-	V2.1 +EDR
USB/Memory Card Support	-	32GB
Frequency Response	-	100Hz-20KHz
Speaker Driver Size	-	4 Ω 3W
Distortion	-	≤0.9%
Input Voltage	-	3.7V
Size	-	190 x 60 x 52mm

**Playback time can vary depending on usage.*

Box Contents:

1x ET-01 BUTF Multimedia Speaker, 1x Audio Cable (AUX), 1x Charging Cable (Mini USB), 1x User Manual

Warranty Statement

Advent ET-01 BUTF Multimedia Speaker is backed by a 1 year performance warranty against any manufacturing defects in material or workmanship from the date of original purchase. This warranty entitles the purchaser to get the product repaired or replaced under the following conditions:

- The warranty applies to the original purchaser. Proof of original purchase is required.
- The warranty does not cover the damage caused by misuse, abuse or improper storage.
- In no event shall Advent be responsible for any direct, incidental, consequential or other damages of any kind.

Please contact our Technical Support Line and/or send the defective product, postage pre-paid, together with the proof of purchase to our Customer Care Service Center to avail warranty service.
Return postage will be paid by us.

Customer Care Service Center
Adit Infracore Pvt Ltd.

F-3229/4, 1st Floor, Lado Sarai, New Delhi - 110030, India
E-mail: support@aditinfra.com, **Website:** www.aditinfra.com
Helpline No.: +91-124-4253604