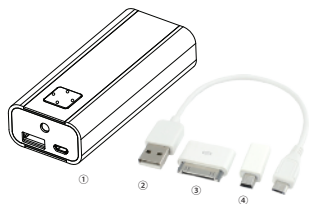


## Main technical parameters

- ◆ Capacity: 4800mAh/3.7V
- ◆ Type of battery: Lithium battery
- ◆ Input: 5V/1A
- ◆ Output: 5V/1A
- ◆ Size: 96 × 42 × 23.5mm(LWH)
- ◆ Weight: 150g

## List of annexes



- ① E4800
- ② Cable
- ③ iPhone/iPad/iPod 30 pin Adapter
- ④ Mini USB Adapter

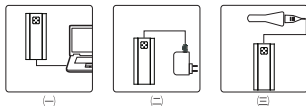
## How to Use

- ◆ Product Use: Can charge various digital electronics with different adaptors.



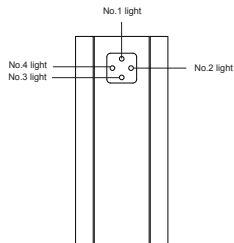
iPhone Digital camera MP3/MP4 Portable game console

- ◆ To recharge Powerpod: When this product is running at low power, you can charge it by computer, AC adaptor and car charger.



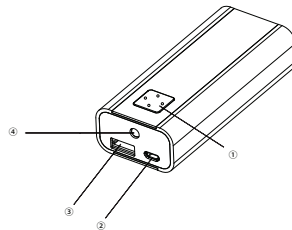
## Charging Status

- ◆ When your device is being charged, the Powerpod button lights will flash. When charging the Powerpod, the button lights will illuminate sequentially. When charging is complete, the lights will illuminate constantly.



No.1 light means the power is less than 25%;  
No.2 light means the power has reached 25-50%;  
No.3 light means the power has reached 50-75%;  
No.4 light means the power has reached 75-100%;

- ◆ Press the button for 3 seconds to turn on the LED torch.



- ① The power button and power indicator lights
- ② Micro USB input port
- ③ USB output port
- ④ LED small flashlight

## Warning and Note

- ◆ Please put this product in a dry place and clean it with a soft cloth.
- ◆ Please do not put the product in a place full of dust, very high or low temperature.
- ◆ Note: Please use cable and connectors provided by Powerpod. The warranty does not cover damaged cause by cables or connectors not provided by Powerpod.

## Support

For support please visit our web site at [www.powerpod.net](http://www.powerpod.net) or email us at [support@powerpod.net](mailto:support@powerpod.net)

New Powerpods can be purchased online at

[www.powerpod.net](http://www.powerpod.net)

powerpod

## Overnighter 4800 mAh User Manual

