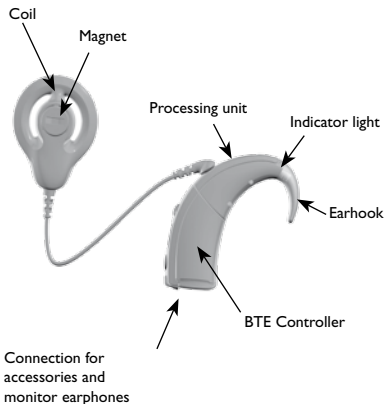


**Nucleus® Freedom™
BTE Sound Processor
Quick Reference Guide**

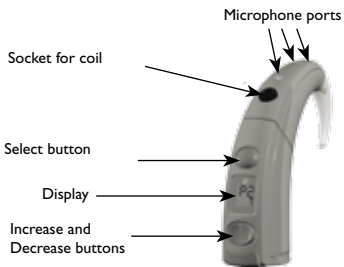


Nucleus® Freedom™ BTE Sound Processor Quick Reference Guide



Note: There is no accessory connection for with the Mini BTE Controller.

Parts of your speech processor



On and off

Press the Select button until you hear sound or see the symbols in the display.



Changing the program

Press the Select button repeatedly until you reach the program you want.



Changing microphone sensitivity

Press the Increase or Decrease buttons until you reach the level you want.



Changing batteries

Remove the battery holder and replace the batteries..

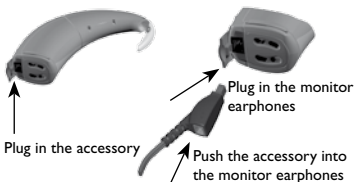


Lock and unlock

Press the Select button and the Decrease button to lock or unlock the processor.

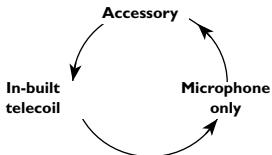


Using an accessory and/or the monitor earphones



To activate the accessory, push the Increase and Decrease buttons at the same time for at least one second.

To select sound from the accessory, the in-built telecoil, or the microphone in turn, push the Increase and Decrease buttons at the same time for at least one second.



Using the in-built telecoil

Push both the Increase and Decrease buttons until 'T' shows on the display.



Changing the volume

1. Push either the Increase or Decrease buttons for more than one second, until you hear a beep and/or see a flashing 'V' on the display.



2. Continue briefly pushing either the Increase or Decrease buttons until you reach the volume level you want.

Note: If you do not have Sensitivity enabled, you can access Volume with a short push of either the Increase or Decrease buttons.

Resetting the sound processor

Press all three buttons (Select, Increase and Decrease) together (for at least one second) to return to the default settings



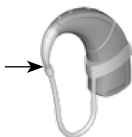
Changing the microphone protector



Slide your fingernail along the base to remove the cover. Replace the microphone protector so it fits securely. Put the cover back on. Check the cover every week and replace if dirty.

Mic lock

Attach the Mic lock as shown.



Display Key

M	Microphone
T	Telecoil
MT	Microphone and Telecoil on at the same time
S	Sensitivity (ranges from 0 to 20)
V	Volume (ranges from 0 to 9)
+L	Button controls are locked and cannot be adjusted
-L	Button controls are unlocked and can be adjusted
EA	External Accessory: flashes when accessory turned on
≡	Lines on left: processor programmed for the left ear
≡	Lines on right: processor programmed for the right ear

Help message	Meaning	Action
H1	Battery flat	Change all batteries. Note: you will stop hearing sound and only be able to turn off the speech processor.
H2	Battery low	Change all batteries.
H3	Coil error	Check: <ul style="list-style-type: none"> • coil position • cable connections • for cable damage.
H4	Audio error	Follow the steps in the Troubleshooting section of your User Manual to try to resolve the problem. gebruiksaanwijzing om te proberen het probleem op te lossen.
H5	Program corrupted	Use an alternate program when it is available until you are able to return the speech processor to your clinician. They can install a new program for you.

Water:

Your Freedom speech processor is protected against splashing water. Take care not to immerse it in water.

If accidentally immersed in water, wipe your processor dry, remove the Controller, microphone protector and coil from the Processing Unit and remove the battery holder from the Controller. Place all parts in your dry aid kit for at least twelve hours. If it then does not work, return it to your clinician. Cochlear cannot guarantee that they will be able to repair any water-damaged part.

Program	Description of the program and/or when to use the program
P1	
P2	
P3	
P4	

Magnet strength:

Transmitting cable length:

Cochlear Ltd, Sydney- Australia, Tel: 61 2 9428 6555 Fax: 61 2 9428 6353
Cochlear AG, Basel- Switzerland, Tel: 41 61 205 04 04 Fax: 41 61 205 0405
Cochlear Europe Ltd, Surrey- UK, Tel: 44 1932 87 1500 Fax: 44 1932 87 1526
Cochlear GmbH, Hannover- Germany, Tel: 49 511 542 770 Fax: 49 511 542 7770
Cochlear Benelux NV, Mechelen- Belgium, Tel: 32 15 36 2877 Fax: 32 15 36 2870
Cochlear France S.A.S., Saint Aubin- France, Tel: 33 811 111 993 Fax: 33 160 196 499
Cochlear Italia SRL, Bologna- Italy, Tel: 39 051 34 3578 Fax: 39 051 39 2062
Cochlear Nordic AB, Mölnlycke- Sweden, Tel: 46 31 335 1461 Fax: 46 31 335 1460



Cochlear™ www.cochlear.com

Nucleus is a registered trademark of Cochlear Limited. Printed in Switzerland
Cochlear, the elliptical logo and Freedom are trademarks of N30781F Iss3 Sep 07
Cochlear Limited. © Cochlear Limited 2006