


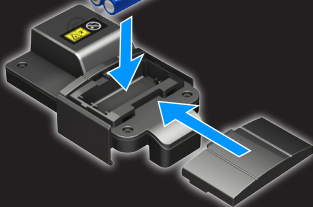


PREXISO

Set-Up: Batteries



2x AAA





PREXISO

Set-Up: Mounting



Laser exit

Battery status:





The safety instructions and the user manual should be read through carefully before the product is used for the first time.



The person responsible for the product must ensure that all users understand these directions and adhere to them. The symbols used have the following meanings:

**WARNING**

Indicates a potentially hazardous situation or an unintended use which, if not avoided, will result in death or serious injury.

**CAUTION**

Indicates a potentially hazardous situation or an unintended use which, if not avoided, may result in minor injury and/or appreciable material, financial and environmental damage.



Important paragraphs which must be adhered to in practice as they enable the product to be used in a technically correct and efficient manner.

**Note:**

Measuring errors can occur when measuring to colourless liquids, glass, styrofoam or semi-permeable surfaces or when aiming at high gloss surfaces. Against dark surfaces the measuring time increases.





PREXISO

Operations: Measurement





PREXISO

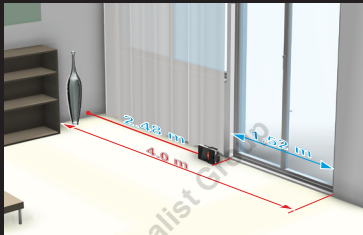
Operations: Add





PREXISO

Operations: Add





PREXISO

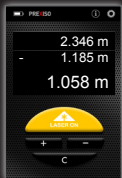
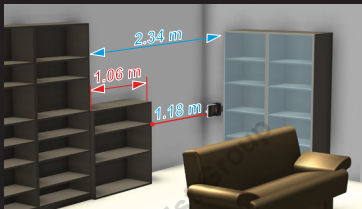
Operations: Subtract





PREXISO

Operations: Subtract





PREXISO

Operations: Step back
(LASER OFF)



**Step back
(LASER OFF)**



PREXISO

Settings



0.000m
0'00" 1/16
0 in 1/16



Enable/Disable disclaimer



Distance measurement	
Typical Measuring Tolerance *	$\pm 3 \text{ mm} / 0.12 \text{ in}^{***}$
Maximum Measuring Tolerance **	$\pm 4 \text{ mm} / 0.16 \text{ in}$
Typical Range *	0.2 - 20 m / 0.66 - 66 ft
Smallest unit displayed	1 mm / 1/16 in

General	
Laser class	2
Laser type	635 nm, < 1 mW
Autom. laser switch off	after 90 s
Autom. power switch off	after 180 s
Battery durability (2 x AAA)	up to 3000 measurements
Dimension (H x D x W)	107 x 57 x 35 mm / 4.2 x 2.24 x 1.38 in
Weight (with batteries)	90 g / 3.53 oz
Temperatur range:	
- Storage	-25 - 70 °C / -13 - 158 °F
- Operation	0 - 40 °C / 32 - 104 °F

* applies for 100 % target reflectivity (white painted wall), low background illumination, 25 °C

** applies for 10 to 500 % target reflectivity, high background illumination, 0 °C to 40 °C

*** Tolerances apply from 0.2 m to 10 m with a confidence level of 95%.
The maximum tolerance may deteriorate to 0.15 mm/m between 10 m to 20 m



Code	Meaning	Help
@E203	Unknown command or wrong parameter	Use correct syntax
@E220	Error on serial communication	Check communication
@E252	Temperature too high	Cool down module
@E253	Temperature too low	Warm up module
@E255	Signal too low or distance out of range	Use special target plate
@E256	Signal too high	Avoid high reflecting surfaces
@E257	Too much background light	Protect target against sunlight
@E260	Coarse Phases do not match	Repeat measurement, use tripod
@E284	Laser error	Module defect
@E288	APD-voltage can't be adjusted correctly	Module defect
@E289	Flash configuration error	Power down and up again

Care

- Clean the device with a damp, soft cloth.
- Never immerse the device in water.
- Never use aggressive cleaning agents or solvents.

Warranty

The device has a two-year warranty. For further information on this, contact your dealer. Subject to change (drawings, descriptions and technical data).



The person responsible for the instrument must ensure that all users understand these directions and adhere to them.

Areas of responsibility

Responsibilities of the manufacturer of the original equipment:

Prexiso AG

Europastrasse 27

8152 Glattbrugg

Switzerland

The company above is responsible for supplying the product, including the User Manual in a completely safe condition.

The company above is not responsible for third party accessories.

Responsibilities of the person in charge of the instrument:

- To understand the safety instructions on the product and the instructions in the User Manual.
- To be familiar with local safety regulations relating to accident prevention
- Always prevent access to the product by unauthorised personnel.

**Permitted use**

- Measuring distances
- Tilt measurement

Prohibited use

- Using the product without instruction
- Using outside the stated limits
- Deactivation of safety systems and removal of explanatory and hazard labels
- Opening of the equipment by using tools (screwdrivers, etc.)
- Carrying out modification or conversion of the product
- Use of accessories from other manufacturers without express approval
- Deliberate dazzling of third parties; also in the dark
- Inadequate safeguards at the surveying site (e.g. when measuring on roads, construction sites, etc.)
- Deliberate or irresponsible behaviour on scaffolding, when using ladders, when measuring near machines which are running or near parts of machines or installations which are unprotected



- Aiming directly in the sun
- This device is not designed for use by persons (including children) who have a restricted, physical, sensory or mental capacity, or persons who lack experience and knowledge of how to use this device.

Hazards in use



WARNING

Watch out for erroneous measurements if the instrument is defective or if it has been dropped or has been misused or modified. Carry out periodic test measurements.

Particularly after the instrument has been subject to abnormal use, and before, during and after important measurements.



CAUTION

Never attempt to repair the product yourself. In case of damage, contact a local dealer.



WARNING

Changes or modifications not expressly approved could void the user's authority to operate the equipment.

Limits of use

Refer to section „Technical data“.



The device is designed for use in areas permanently habitable by humans. Do not use the product in explosion hazardous areas or in aggressive environments.

**WARNING**

Do not leave your device and its accessories within the reach of children or allow them to play with it. They could hurt/dazzle themselves or others, or could accidentally damage the device.

Disposal**CAUTION**

Flat batteries must not be disposed of with household waste. Care for the environment and take them to the collection points provided in accordance with national or local regulations.



The product must not be disposed with household waste.

Dispose of the product appropriately in accordance with the national regulations in force in your country. Adhere to the national and country specific regulations.

Product specific treatment and waste management can be downloaded from our homepage.



Electromagnetic Compatibility (EMC)



WARNING

The device conforms to the most stringent requirements of the relevant standards and regulations.

Yet, the possibility of causing interference in other devices cannot be totally excluded.

FCC statement (applicable in U.S.)

This equipment has been tested and found to comply with the limits for a Class B digital device, pursuant to part 15 of the FCC Rules. These limits are designed to provide reasonable protection against harmful interference in a residential installation. This equipment generates, uses and can radiate radio frequency energy and, if not installed and used in accordance with the instructions, may cause harmful interference to radio communications.

However, there is no guarantee that interference will not occur in a particular installation. If this equipment does cause harmful interference to radio or television reception, which can be determined by turning the equipment off and on, the user is encouraged to try to correct the interference by one or more of the following measures:



- Reorient or relocate the receiving antenna.
- Increase the separation between the equipment and receiver.
- Connect the equipment into an outlet on a circuit different from that to which the receiver is connected.
- Consult the dealer or an experienced radio/TV technician for help.

Laser classification



The device produces visible laser beams, which are emitted from the instrument:

It is a Class 2 laser product in accordance with:

- IEC60825-1 : 2007 „Radiation safety of laser products“

**Laser Class 2 products:**

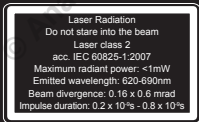
Do not stare into the laser beam or direct it towards other people unnecessarily. Eye protection is normally afforded by aversion responses including the blink reflex.

**WARNING**

Looking directly into the beam with optical aids (e.g. binoculars, telescopes) can be hazardous.

**CAUTION**

Looking into the laser beam may be hazardous to the eyes.





PREXISO

Safety Instructions

PREXISO iC4
www.prexiso.com



Complies with CFR 1040 and 1040.11
except for deviations pursuant to Laser
Notice No. 54, dated June 24, 2007

Patents:
US 6,277,194 US 6,980,019
US 6,366,664 EP 1,199,811
US 6,447,154 US 5,048,601

Made in Austria Batteries: 2x AAA



misuratorelaser

Analist Group Distributore Ufficiale **Leica DISTO™**

via Aldo Pini, 10 - 83100 Avellino (Av) ITALY

Tel. +39 0825 680173 - Fax +39 0825 68339

info@analistgroup.com - www.analistgroup.com