

Crystal body sculpture instrument (desktop)

User Manual




Foreword

Thanks for using our company's products, in order to fully make use of the products, we sincerely suggests follow:


- ◆◆◆ Please read the instruction in detail and keep it well for further reading and consulting.
- ◆◆ Please follow the instruction to fit and operate the machine correctly.
- ◆◆ Please do not remove and change any accessories of the machine.
- ◆◆ It forbids others to open and remove the mainframe except the authorized people in the company.
- ◆◆ It forbids others to change and maintain the machine except the professional people.
- ◆◆ Please contact us if there is any trouble during operation.

This product does not belong to medical usage, please don't use for disease treatment!

Parts Introduction



1. LCD touch screen
2. Power supply line port
3. Power supply line port
4. Bio work head for face
5. Bipolar RF explode work head
6. 40K cavitation explode work head
7. Vacuum quadrupole RF work head
8. Vacuum RF work head



Accessories



Vacuum quadrupole RF work head

Vacuum RF work head



40K cavitation explode work head

Bipolar RF explode work head

BIO work head for face

Overview

This instrument has combined with the fourth most powerful technology, 40K cavitation, RF, vacuum and BIO.

1. Fat removal

Using gathered strong sound waves of the 40000HZ frequency waves, extreme strong vibrating fat cells, and produce countless really air hole inside in fat cells, then puissantly hit the fat cells, which make fat cell membranes produce introverted blasting, and make triglycerides decomposed into glycerol and free fatty acid, again by frequency reaches

0.5MHZ rf waves, make the decomposition of glycerin and free fatty acid eduction body outside through hepatoenteral circulation, finally tightened by power red light and energy electrode positioning blasting, so as to achieve the effect of blasting fat and tightening body.

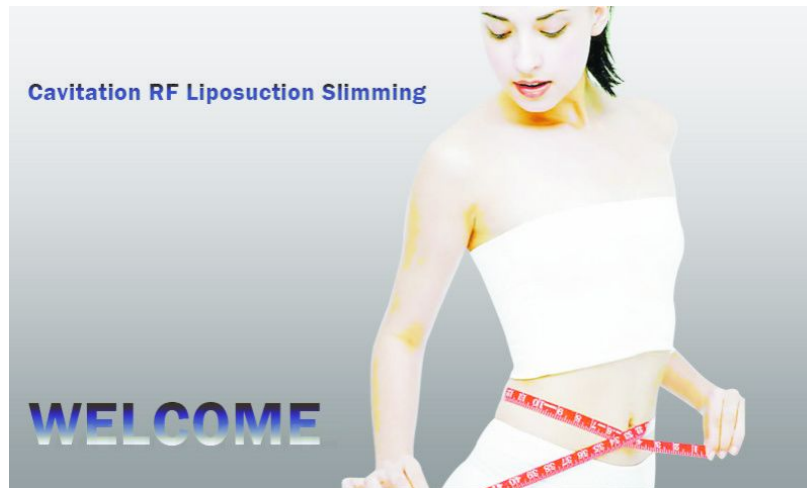
2. Lymph drainage, skin firming, skin elasticity enhancing

Take the advantage of the most advanced rf technology and energy radio frequency, it has the function of rf output targetly and can directly reach the fat cells. The fat cells will turn into the fast active state, and produce friction heat which will increase the local temperature, Then diasharge the body extra fat and toxins from the body through the sweat glands, enterohepatic circulation and lymphatic in order to achieve the effect of fat dissolve.

3. Orange peel removal, body slimming

The biological wave which is produced by the energy electrodes will stimulate the corresponding acupoint of body, make use of different frequency and pulse, in a variety of physical electronic coordination under the interaction of fat body effective stimulation, let the body move and consume calories and fat, in order to achieve the effect of body slimming.

Opening Interface



Click any place to enter the functions interface



40K CAVITATION working principle

40K Strong sound waves explosion head effectively promote the organization fat metabolism, repel orange peel fat, firming skin, enhancing skin elasticity, etc. And the effect is long lasting. The 40 K sound waves can make a implosion of liquid as the expansion and compression of the wave make the inside of the liquid formed in many small space and what inside this kind of space are gas and steam. During the compression cycle, the 40K sound waves have positive pressure effect on the liquid molecules, while during the expansion cycle the 40K sound waves have positive pressure effect on the liquid molecules. There are cohesion inside of liquid or and biological organization. Inside of the low density fat cells, the cohesiveness of the molecular is weaker. The low negative pressure which is produce by 40 K sound waves will produce organization gap which is called "cavitation phenomenon" in physics. The implosion of inside and outside of the cells will enhanced the molecular motion and achieve a high energy level, and eventually led to the bursting of the fat cells.

Click “CAVITATION” to enter the 40K cavitation system


MODE SELECT: modes of working selection; Δ ∇ :Working time or intensity setting

TIME SET: 30:00 for default working time; **Working Time:** Actual working time unit of standard parameters

1. System default working time is 30 minutes, time range is 0:00~60:00 minutes, press one time to change one minute.

2. The system default worked time is 0 minutes, this worked time is used to record the total time of the instrument worked. Before working, it will be 0 minute.

3. The system default Intensity is 0. The intensity range is 0~10(standard parameters), press one time to change one



4. The system default output of band is the third one (Continuous band), you can choose the band by click the band mode.

5. Click “START”, it starts working and “STOP” for stop working

Press “BACK”, you can get back to the operation interface.

6. Beautician hold the cavitation explode work head to move slowly on skin, in circle or beeline repeatedly.

7. Do not use on back, avoid using on bones.

8. Do not use on uterus part when women do abdomen care. Abdomen treatment during menstruate should be avoided.

9. The machine will pause automatically if the setting time is over. Please click any place of the screen according to the hint.

10. Clean the leftovers with hot towel, use warm towel to clean the cavitation explode work head.

Caution for using 40K

1. Applied enough gel on skin need treated.

2. Do not stay unmoved on any part of your body ,do not stay on bones.

3. The total treatment time for daily should be within 30 minutes.

4. Do not allowed to be placed under the state of no-load to avoid the damage caused by high heat.

5. 40K work head can be used on fresh part of the body, Do not use for facial. If the skin is sensitive or becomes unhealthy, the strength of the power should be adjusted down.

Multipole circulation RF principle

【 Skin rejuvenation principle 】 The circulation medical radio frequency system in 1 seconds will change the electric polarity in electric field millions times of the biological tissue of the therapeutic part, particles of the organization will do Brownian motion (molecular no rules movement) as the same frequency which will make the organization produce columnar distribution of heat, damage collagen hydrogen bonding structure and change the collagen molecules of the three spiral structure, and lead to the immediate collagen sex contraction and as a result of the treatment effect of firming skin;

According to adjusting the energy output, the circulation system makes skin tissues have mild, moderate and severe heat aggression three stages which is

similar as the three stages in wound healing (inflammation stage, growth stage, remodeling stage), improve leather remodeling shape, so as to reconstruct the skin and dispel light, medium, heavy wrinkles uterus Calvin lines and the r skin flabby after losing weight. The effect is long lasting.

【 De-fatting body slimming principle 】 The medical circulation rf system will produce columnar distributed hea in the subcutaneous tissue and fully make triglycerides release from the fat cells. Under the action of lipase the triglyceride will cracking into fatty acids and glycerin, then eliminated from the body along with the metabolism. Because of the intelligent system, the medical circulation rf instrument can orientate the fat cells, and release triglycerides quantificationally, thus achieved the localization, the effect of reducing weight rationally and quantificationally.

Click to enter“MULTIPOLAR RF”—— Bipolar RF & Quadripole RF

1. System default working time is 30 minutes, time range is 0:00~30:00 minutes, press one time to change one minute.

2. The system default worked time is 30 minutes, this worked time is used to record the total time of the instrument worked. Before working, it will be indicated 30 minute.

3. The system default Intensity is 0. The intensity range is 0~80w /cm², press one time to change 1 w /cm².

4. (Picture 1) Tripolar RF intensity: 1~33 levels; (Picture 1) Quadripole RF intensity: 1~50 levels for selection.



Picture 1



Picture 2

5. The system default output of band is the third one (Continuous band), you can choose the band by click the band mode.

6. Click “START”, it starts working and “STOP” for stop working Press “BACK”, you can get back to the operation interface.

VACUUM WITH RF

Click to enter“VACUUM WITH RF”

VACUUM WITH RF: Vacuum RF function;

INTENSITY: 8 modes for Vacuum intensity selection: 10kpa, 20kpa, 40kpa, 60kpa, 70kpa, 80kpa, 90kpa, 100kpa;

MODE: Vacuum inhale and deflate time, from **P1~P6**; **P6** is long suction; **P1**, suck 0.5S & release 0.5s(second); **P2** suck 1.0s & release 1.0s; **P3** suck 3.0s & release 1.0s; **P4** suck 4.0s & release 1.0 s; **P5** suck 5.0s & release 1.0s; **P6** suck 8.8s constant suction. Different modes can be selected according to the different parts.

RF POWER Intensity range: 0~50 levels



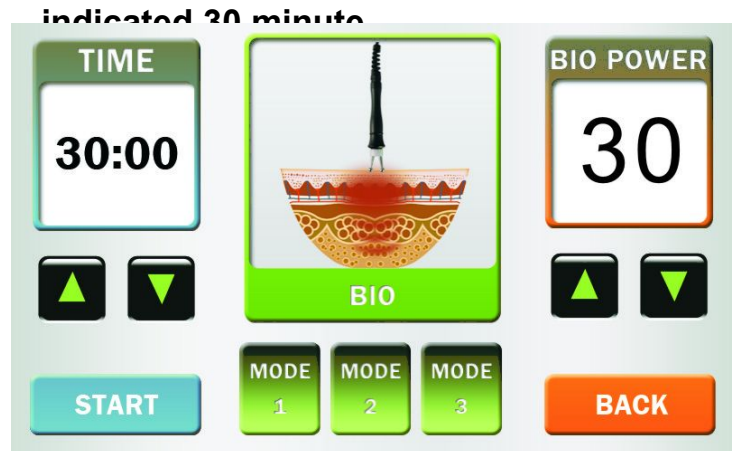
BIO

1. System default working time is 30 minutes, time range is 0:00~30:00 minutes, press one time to change one minute.

2. The system default worked time is 30 minutes, this worked time is used to record the total time of the instrument worked. Before working, it will be

3. The system default Intensity is 0. The intensity range is 0~20w /cm², press one time to change 1 w /cm².

4. BIO Intensity range: 0~20 levels.

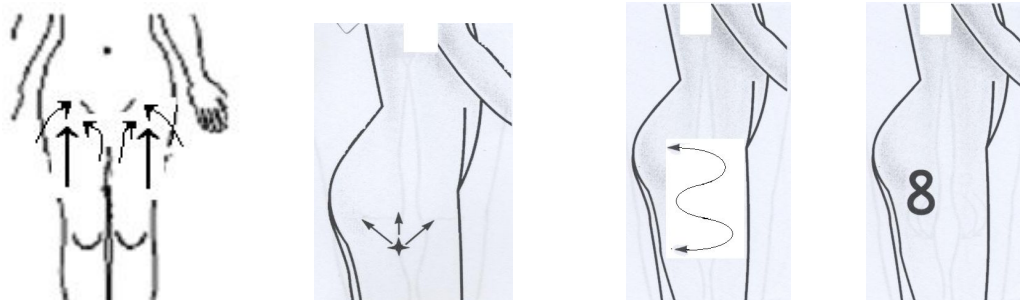


Operation tips

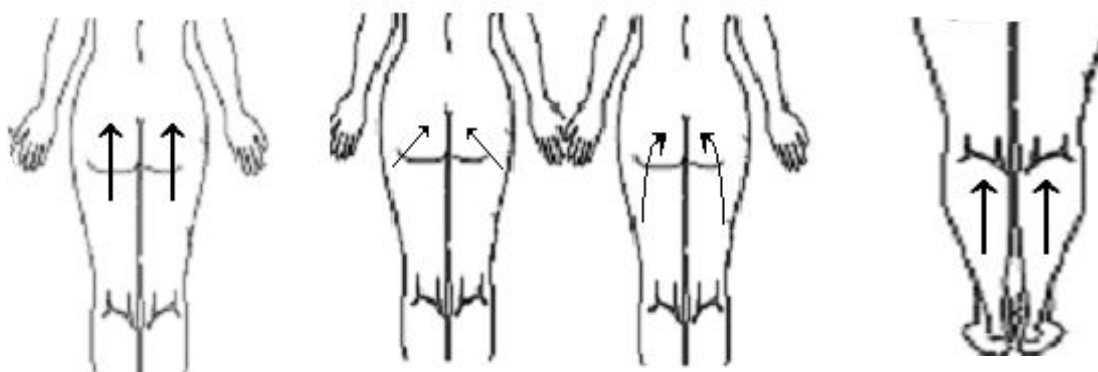
- 1) The work head should be close contact with the skin when doing treatment.
- 2) The beautician should adjust the intensity according to the client's feelings.
- 3) Clean the skin with warm towel after treatment.
- 4) Please keep moving on the skin in circles or lines gently and continually. Don't stop on the skin.

Operation methods

1. From the order of inner thigh→front thigh→outer thigh lift to groin.
2. Move in directions of “Z” or “8” for inner thigh and outer thigh treatment.



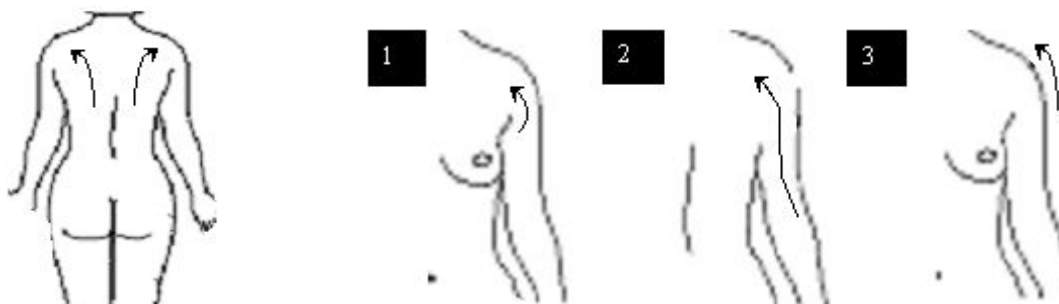
3. Lift from outer thigh to hip.
4. Lift the leg in “Z” or upward.



※Back and arms

9

1. From the upper spine center of the back to the lymph gland under outer.
2. Lift the back arm to the lymph gland under outer.
3. Lift the front arm from down to up.



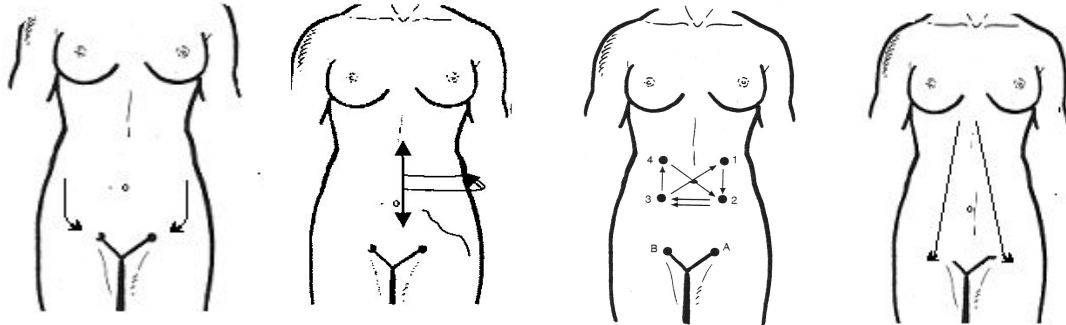
※Abdomen

9

1. From the lower spine center of the back to the front waist and end at

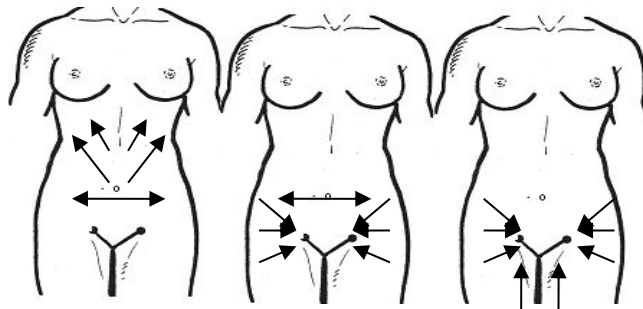
the groin.

2. Ascending colon → transverse colon → descending colon → groin in clockwise



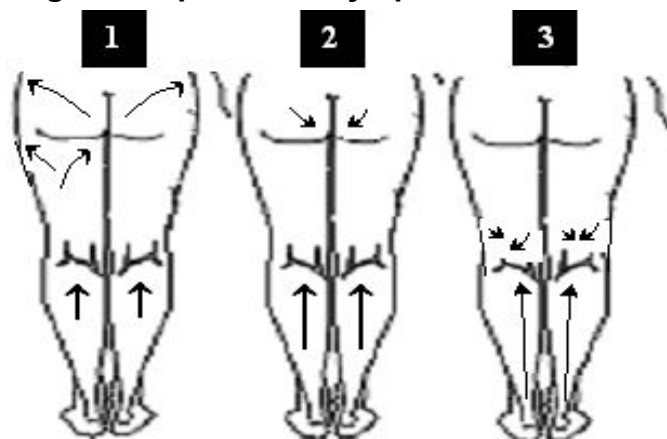
3. Lift the stomach to groin in "A".

- 1) The upper abdomen: drainage the liquid to the lymph gland under outer.
- 2) Abdomen: drainage the liquid to the lymph gland of groin.
- 3) Waist: drainage the liquid to the lymph gland of groin.



※Hip and thigh

1. Hind leg: drainage the liquid to the lymph gland of groin.
2. Leg: drainage the liquid to the lymph gland of yue guo.
3. Joint: drainage the liquid to the lymph.

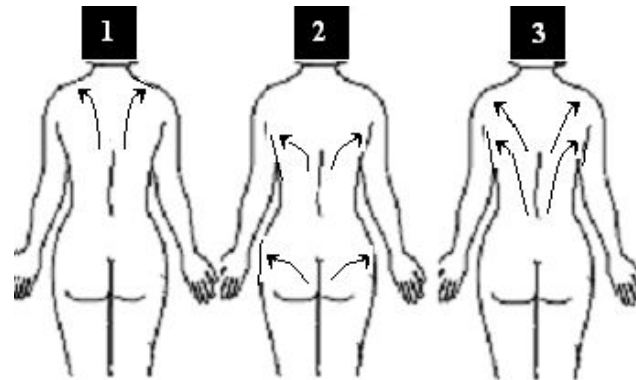


※Back

1. Shoulder: drainage the liquid to the lymph gland of collarbone.

2. Hip: drainage the liquid to the lymph gland of groin.

3. Back: drainage the liquid to the lymph gland under axer.



Cautions!(Please read carefully)

Warning

- 1) Please keep the instrument well and don't put it in the wet place.
- 2) This instrument has adopted the use of Computer full-automatic chip, so please don't use it next to the high frequency machines which will disturb the normal working of the instrument. It is under disturbing when 1. suddenly stop working; 2. the LCD screen shows unusually. Please restart the instrument.
- 3) No throwing, beating and crashing.
- 4) Please clean the instrument at regular interval, but pay attention to the water.
- 5) Please keep in well in a dampproof and anti-dust bag if you don't use it for long time. However, it is better to use it at least 1 hour every 15 days to prevent from becoming damp.

Notice

- 1) Stop using when the power plug or wire is broken.
- 2) Stop using when the plug is loosen.
- 3) Not allow to break, process and curve the work head plug.
- 4) Don't take the wire off when the instrument is working.
- 5) Don't use other wires;
- 6) Put the instrument in the place where children can not reach;
- 7) Don't clean the instrument with the chemical products.
- 8) When inserting or taking off the wire, please make sure your hands are dry.

Forbidden group

1. Person who has serious diseases, such as, heart disease, gastric ulcer, serious stomach illness, hypertension, duodenum illness and diabetes mellitus, please stop doing treatment.

2. Women who is feeding baby, pregnant or during period, please stop doing treatment.

3. Patients who have had abdomen surgery within 3 months are not allow to use this instrument.

Maintaining

1) Please keep the accessories well when using or after using, otherwise, its lifetime will be shortened.

2) Use the accessories gently, don't take it only by holding the output wires which will cause internal connection problems and contact undesirable or result in short circuit.

3) Clean the accessories with saline or soft detergent and hang them on the shelf.

4) When the 40 K cavitation working head have been working for 30 minutes, please have a 5 minutes' break, until the surface temperature is lower, and then continue to use. When the work head is not using, please stop working in order to prevent from burning-out..

5) The Vacuum and RF work head: Please take off the filter and clean it after using.

Warranty

The warranty of the host is one year from the purchasing date. Quality problems occur in three months, the repair fee is free and after 3 months, please pay for the charge. The warranty of accessories is three months. Quality problems occur in a months, the repair fee is free and after a months, please pay for the charge. Others not included in maintaining guarantee or over the time,

we also supply to maintain and renew but need charges. Please contact with the dealer if need change of purchasing the parts and easily expendable products

We won't supply maintaining guarantee under situations as below:

- a) Disassembling the machine by

- b) Damage cause by falling down without caution;
- c) Damage cause by lacking of reasonable maintaining.
- d) Not operate according to the user manual.

Technical parameter

Voltage: 110V/120V

Frequency: 50 Hz - 60Hz

Power: ≤95W

Output RF: 5MHz

Output ultrasonic: 40KHz

GW/NW: 16/14KG

Host material: PVC plastic

Packing size: 53*53*41CM

Accessories list:

Item	Unit	Quantity
Host	Set	1
Power wire	Piece	1
40K cavitation work head	Piece	1
Vacuum and RF work head	Piece	1
Quadropole RF work head	Piece	1
Bipolar RF work head for face	Piece	1
RF explode work head RF	Piece	1
Accessories bracket	Piece	1
User manual	Piece	1

Product service and repair

1. This machine from the date of purchase (with a note) hosts a year warranty. Quality problems within one year have free repair, such as the problems after one year will receive maintenance costs. Parts' warranty for six months; in six months appear quality problem have free repair by free of charge; after six months charge parts maintenance costs. Other has been guarantee deadline, can be responsible for maintenance, but charge spare parts and consumables cost fee. If need supplement or purchase, please contact our company.

2. Causes the following use of personal failure, does not provide free warranty service.

- 1) The unauthorized entry, modification caused the failure of the product;
- 2) Use accidentally blows, falls caused by the fault;
- 3) Lack of reasonable maintenance caused the failure;
- 4) Did not at the correct guidance of instructions caused by the fault.

Maintenance Note

Maintenance Report		
Product Name : _____ Date of Purchase : _____		
Sub-office: _____	Add: _____	Tel: _____
Customer Name: _____	Add: _____	Tel: _____
Maintenance Date	Trouble Reason	Trouble Remark

Date of production: