



**A183**  
**3W USB Dancing Water Speakers**



**User Manual**  
Please retain for future reference




# IMPORTANT

## Installer and Users please note:

These instructions should be read carefully and left with the user of the product for future reference. Before use please inspect the product for any signs of damage. If the product is damaged, DO NOT use it, and contact your supplier immediately.

## OPERATING INSTRUCTIONS

1. Place the speakers on a clean, level surface.
2. One of the speakers has a fixed lead on the rear. Connect the end of this lead into the USB port on the rear of the second speaker (see fig. 1)
3. Connect the larger end of the supplied USB lead to a spare USB port on your computer (see fig. 2) **If you want to power the speakers via a USB adaptor please ensure the adaptor has a minimum output of 1A.**  
Connect the smaller end of the lead to the USB POWER port on the first speaker (see fig. 3) The unit will illuminate and the water will jump once. **The USB lead only provides power to the speakers, NOT audio. A jack lead must be connected for audio use.**
4. Connect one end of the supplied jack lead to the AUDIO IN port on the first speaker. (see fig. 4)  
Connect the other end to the headphone output on your computer (see fig. 5)
5. Your USB Dancing Water Speakers are now ready to use.



## SPECIFICATIONS

Dimensions (mm).....	145x220x70
Weight (kg) .....	0.6
USB Lead Length (m) .....	1.2
Jack Lead Length (m) .....	1.35
Power.....	2 x 3W
Voltage .....	5Vdc
Horn Diameter (mm) .....	.33

## DISPOSAL AND RECYCLING

You must not dispose of this appliance with domestic household waste.

Most local authorities have specific collection system for appliances and disposal is free of charge to the end-user.

When replacing an existing appliance with a similar new appliance your retailer may take the old appliance for disposal.

## SERVICE WARRANTY

Electrovision guarantees the product free from defects in materials and workmanship for a period of twelve months.

Should this appliance be operated under conditions other than those recommended, at voltages other than the voltage indicated on the appliance, or any attempts are made to service or modify the appliance, then the warranty will be rendered void.

The product you buy may sometimes differ slightly from illustrations. This warranty is in addition to, and does not affect, your statutory rights.

Our guarantee is administered by our retailers.

If your product arrives damaged, you must contact the retailer from whom you bought it. The retailer's contact details will be on the invoice that arrived with the product, or on the e-mail you received when you placed the order. Do not contact Electrovision, only your retailer can arrange a replacement.

If the product needs to be repaired or replaced, you must contact the retailer from whom you bought it. The retailer's contact details will be on the invoice that arrived with the product, or on the e-mail you received when you placed the order.

If you have just received your product and require technical help in using it, please call our Help Desk on (0845) 459 4816.

If you have any other technical queries about the product, please call our Help Desk on (0845) 459 4816.

Electrovision Ltd.,  
Lancots Lane, Sutton,  
St. Helens, Merseyside.  
WA9 3EX

[www.electrovision.co.uk](http://www.electrovision.co.uk)