



Undercounter Refrigeration Design Guide

SUBZERO



Contents

- 3 Undercounter Refrigeration
- 4 Specifications
- 6 Custom Panels
- 9 Full-Scale Template
- 10 Warranties

Features and specifications are subject to change at any time without notice. Visit subzero.com/specs for the most up-to-date information.

IMPORTANT NOTE: Throughout this guide, dimensions may vary by $\pm 1/8"$ (3). Dimensions in parentheses are millimeters unless otherwise specified.

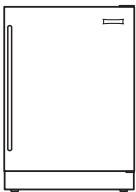
Undercounter Refrigeration

Sub-Zero undercounter refrigeration is a helpful addition to a master suite, bar, home office or media room. In the kitchen, a high-volume ice machine is a must for entertaining. The design flexibility of these compact yet roomy units makes them all the more welcome in any room or outdoor kitchen. They are ready to be fitted with a custom cabinet panel or can be ordered with a stainless steel panel.

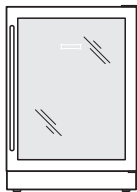
KEY FEATURES

- Overlay and stainless steel design applications.
- Handle options coordinate with handles of Wolf cooking products.
- Models UC-24RO and UC-15I(P)O are UL approved for outdoor use.
- Energy efficient; many models are ENERGY STAR® qualified.
- Star-K certified (except ice machine models).

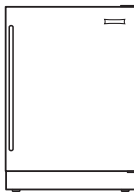
UNDERCOUNTER MODELS



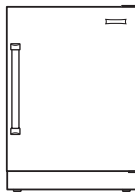
UC-24R




UC-24BG



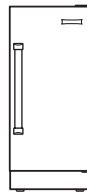
UC-24C(I)



UC-24RO



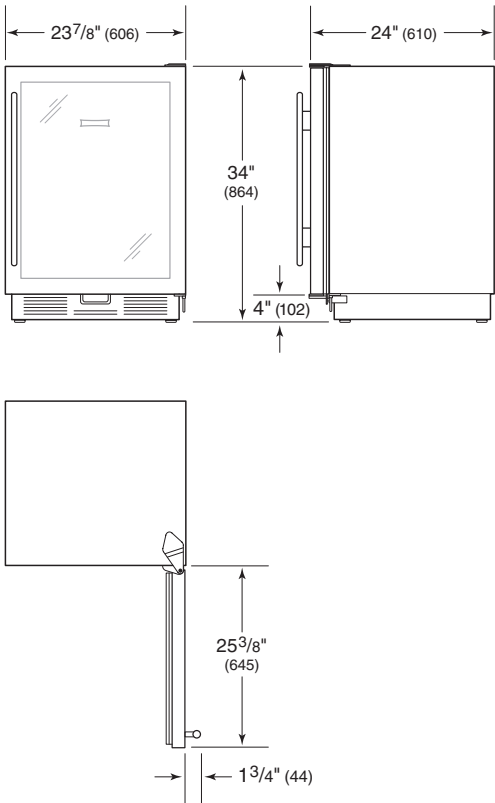
UC-15I(P)



UC-15I(P)O

Overall Dimensions

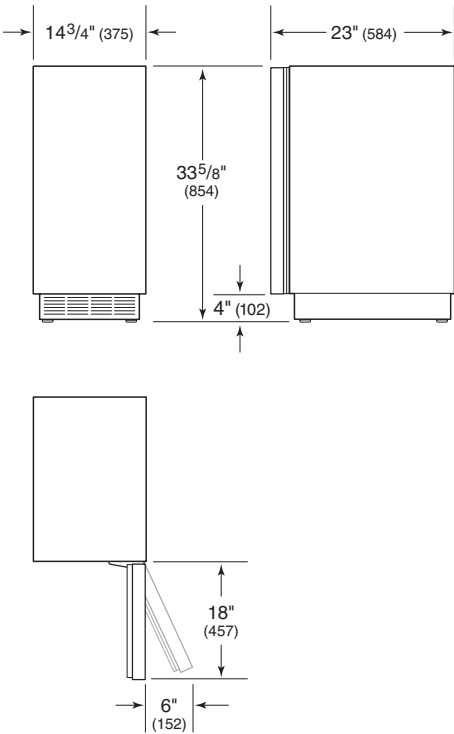
UNDERCOUNTER MODELS



SPECIFICATIONS		
INTERIOR CAPACITY	R CU FT (L)	F CU FT (L)
UC-24R, UC-24BG, UC-24RO	5.7 (161)	
UC-24C(I)	3.6 (102)	1.1 (31)
SHIPPING WEIGHT		LB (KG)
UC-24R, UC-24BG, UC-24C(I), UC-24RO		130 (59)

Refer to page 7 for door clearance information.

ICE MACHINE

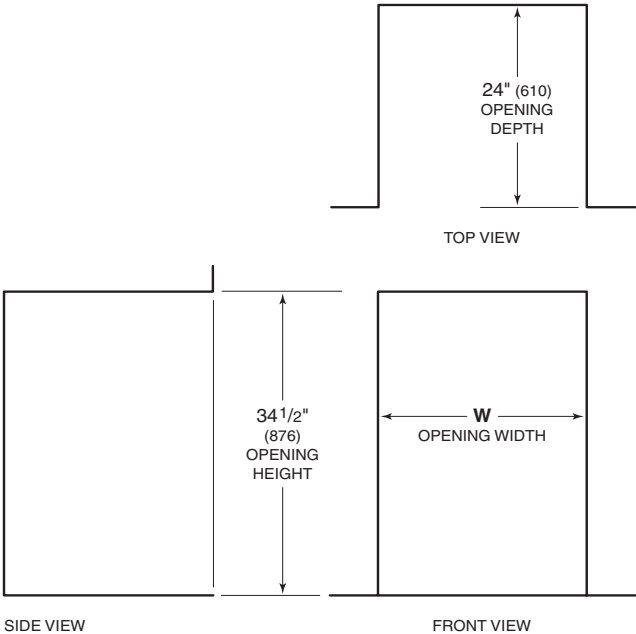


SPECIFICATIONS	
STORAGE CAPACITY	LB (KG)
UC-15I(P), UC-15I(P)O	26 (12)
SHIPPING WEIGHT	LB (KG)
UC-15I(P), UC-15I(P)O	100 (45)

Model UC-15I overall dimensions do not include panel or handle.

Opening Dimensions

UNDERCOUNTER MODELS



OPENING WIDTH		
MODEL		W
UC-24R		24" (610)
UC-24C(I)		24" (610)
UC-24BG		24" (610)
UC-24RO		24" (610)
ICE MACHINE		
		W
UC-15I(P)		15 1/4" (387)
UC-15I(P)O		15 1/4" (387)

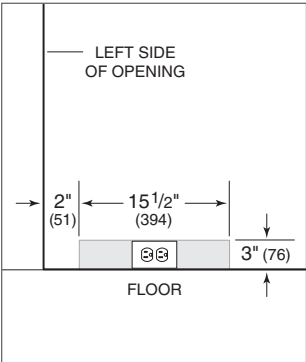
Electrical

The electrical supply should be located within the shaded area shown in the illustration. For ice machine models, it is recommended that electrical supply be placed in an adjacent cabinet. A separate circuit, servicing only this appliance is required.

IMPORTANT NOTE: For outdoor models UC-24RO and UC-15I(P)O, a ground fault circuit interrupter (GFCI) is required to reduce the risk of electrical shock. A GFCI is not recommended for use with other undercounter models and may cause interruption of operation.

Installation must comply with all applicable electrical codes.

ELECTRICAL REQUIREMENTS	
Electrical Supply	115 VAC, 60 Hz
Service	15 amp
Receptacle	3-prong grounding-type



Electrical supply location.

Plumbing

The water supply line should be located within the shaded area shown in the illustrations below. The water supply line should be connected to the house supply with an easily accessible shut-off valve between the supply and the unit. Do not use self-piercing valves. A saddle valve kit is available through an authorized Sub-Zero dealer. For local dealer information, visit the find a showroom section of our website, subzero.com.

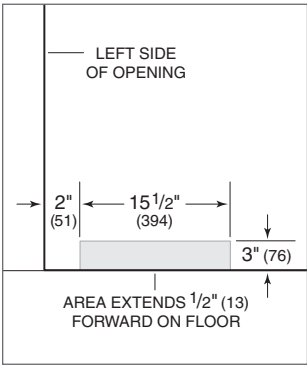
IMPORTANT NOTE: A reverse osmosis system can be used provided there is constant water pressure as indicated in the chart below at all times. A copper line is not recommended for this application.

PLUMBING REQUIREMENTS	
Water Supply	1/4" OD copper, braided stainless steel or PEX tubing
Pressure (UC-24CI)	20–100 psi (1.4–6.9 bar)
Pressure (UC-15I)	20–80 psi (1.4–5.5 bar)
Excess Line for Connection	36" (914)

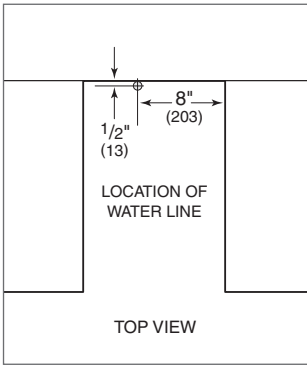
ICE MACHINE DRAIN

Ice machine models can be ordered with or without a drain pump. Models without a pump will drain water by gravity. A drain must be installed.

The drain and inlet water tubes must be plumbed before connecting to the ice machine. For the gravity drain, horizontal drain lines must have a 1/4" (6) per 12" (305) fall. An air gap will likely be required between the unit and drain. A stand pipe with a trap below is acceptable for the drain.



Model UC-24CI.



Ice machine.

Custom Panels

For overlay undercounter models, custom door panels and handle hardware must be provided. Refer to the charts for panel requirements and dimensions.

Finish all sides of the custom panels. They may be visible when the door is open or through the window of glass door models.

PANEL REQUIREMENTS	
PANEL WEIGHT	MAX
UC-24R, UC-24C(I)	20 lb (9 kg)
UC-24BG	10 lb (5 kg)
UC-15I(P)	15 lb (7 kg)
PANEL THICKNESS	MIN
All Panels	5/8" (16)

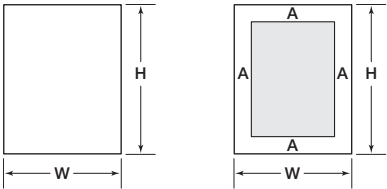
MODEL UC-24BG

For model UC-24BG, the custom door panel will attach directly to the door frame with screws through a series of pre-drilled holes. Refer to the illustration below.

Do not install a solid panel on a glass door unit. A solid door is available as a sales accessory and must be installed if a solid panel is being specified. Service may be required to install the door. Contact an authorized Sub-Zero dealer for more information. Overall dimensions are the same for glass and solid door panels.

Custom Panels

OVERLAY PANEL DIMENSIONS



UC-24R / UC-24C(I) UC-24BG
UC-15I(P)

PANEL DIMENSIONS		
MODEL	W	H
UC-24R	23 ³ / ₄ " (603)	30 ¹ / ₁₆ " (764)
UC-24C(I)	23 ³ / ₄ " (603)	30 ¹ / ₁₆ " (764)
UC-24BG	23 ³ / ₄ " (603)	30 ¹ / ₁₆ " (764)
UC-15I(P)	15" (381)	30 ³ / ₈ " (772)
STILES / RAILS (MIN)		A
UC-24BG		2 ¹ / ₄ " (57)

DOOR CLEARANCE

Undercounter models can be installed flush with surrounding cabinetry. Depending on the thickness of the custom door panel, it may be necessary to install the unit ¹/₄" (6) beyond the front surface of adjacent cabinetry to prevent interference when the door is opened to 145°. Refer to the full-scale template on page 9.

Handle Hardware

Optional stainless steel tubular and pro handles are available through an authorized Sub-Zero dealer. For local dealer information, visit the find a showroom section of our website, subzero.com.

Refer to the chart below for the length and stud spacing of standard handles for undercounter models.

HANDLE LENGTH	
TUBULAR	STUD SPACING
24 ³ / ₁₆ " (614)	16 ¹ / ₄ " (413)
PRO	STUD SPACING
21" (533)	19 ¹¹ / ₁₆ " (500)

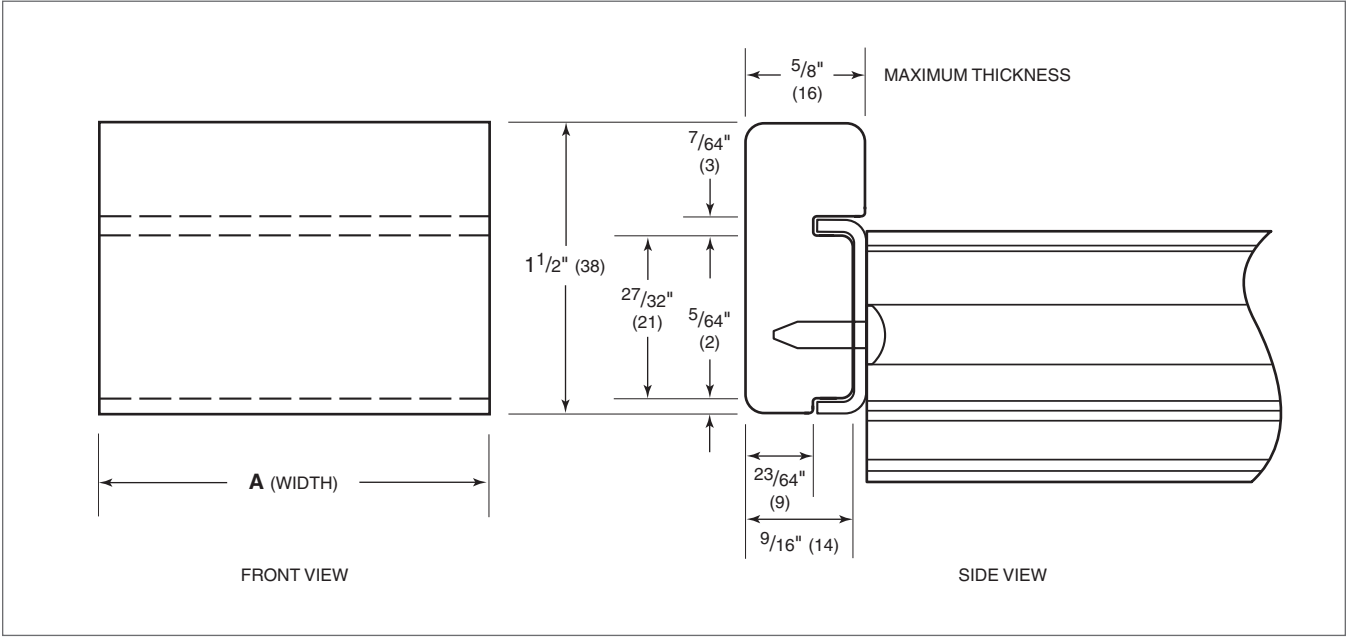
Sub-Zero, Sub-Zero & Design, Dual Refrigeration, Constant Care, The Living Kitchen, Great American Kitchens The Fine Art of Kitchen Design, and Ingredients are registered trademarks and service marks of Sub-Zero, Inc. Wolf, Wolf & Design, Wolf Gourmet, W & Design and the color red as applied to knobs are registered trademarks and service marks of Wolf Appliance, Inc. (collectively, the "Company Marks.") All other trademarks or registered trademarks are property of their respective owners in the United States and other countries.

Wine Shelf Wood Facing

FULL-SCALE TEMPLATE

The natural cherrywood facing on wine storage shelves can be stained and sealed or replaced with wood more complementary to surrounding cabinetry. Refer to the full-scale template and chart for dimensions.

WIDTH	
MODEL	W
UC-24BG	19 1/2" (495)
UC-24C(I)	19 1/2" (495)

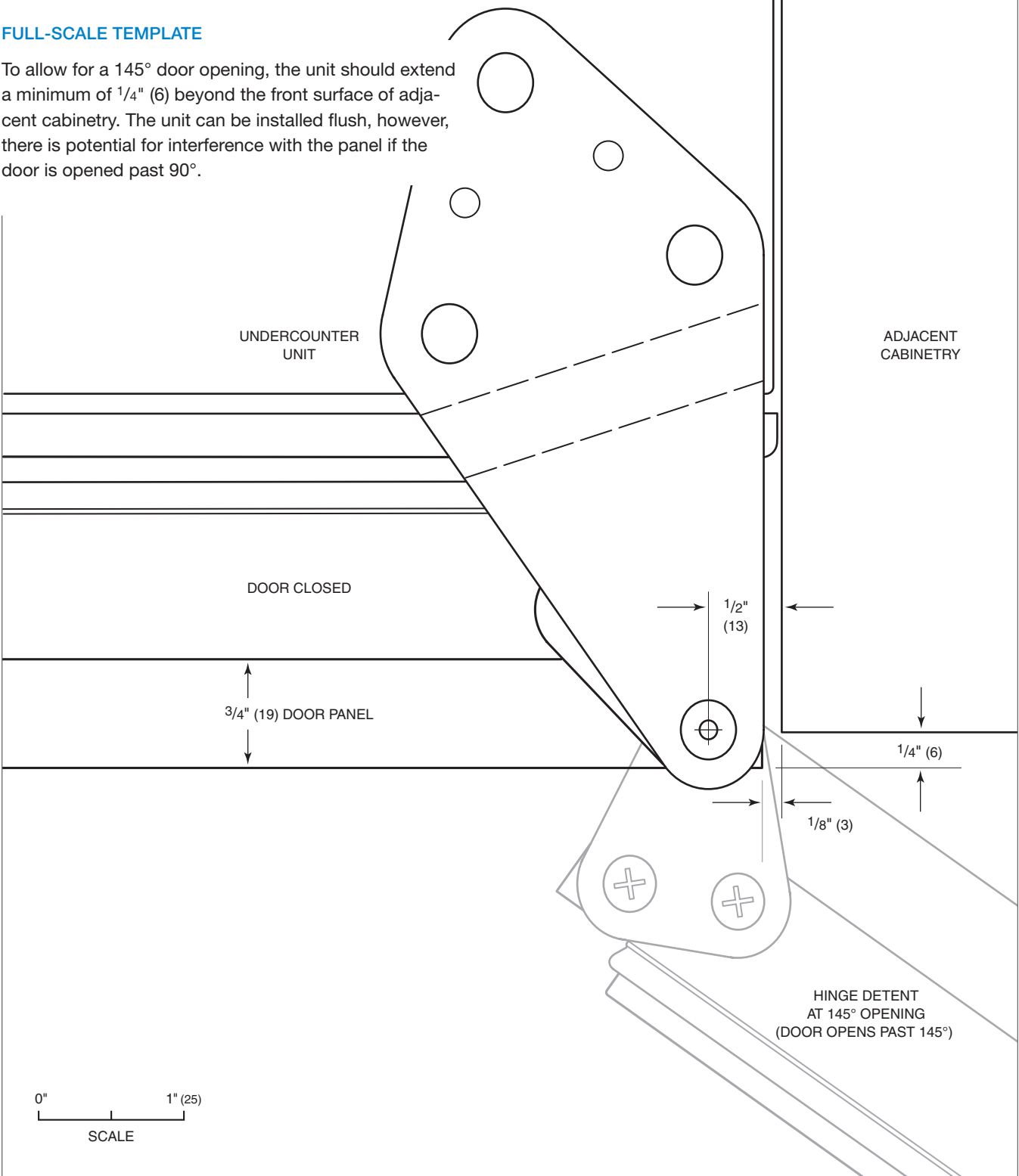


Wine shelf wood facing.

Door Clearance—Undercounter Models

FULL-SCALE TEMPLATE

To allow for a 145° door opening, the unit should extend a minimum of 1/4" (6) beyond the front surface of adjacent cabinetry. The unit can be installed flush, however, there is potential for interference with the panel if the door is opened past 90°.



145° door opening (top view).

Sub-Zero Residential Limited Warranty

FOR RESIDENTIAL USE

FULL TWO YEAR WARRANTY*

For two years from the date of original installation, this Sub-Zero product warranty covers all parts and labor to repair or replace, under normal residential use, any part of the product that proves to be defective in materials or workmanship. All service provided by Sub-Zero under the above warranty must be performed by Sub-Zero factory certified service, unless otherwise specified by Sub-Zero, Inc. Service will be provided during normal business hours.

FULL FIVE YEAR SEALED SYSTEM WARRANTY

For five years from the date of original installation, this Sub-Zero product warranty covers all parts and labor to repair or replace, under normal residential use, these parts that prove to be defective in materials or workmanship: compressor, condenser, evaporator, drier and all connecting tubing. All service provided by Sub-Zero under the above warranty must be performed by Sub-Zero factory certified service, unless otherwise specified by Sub-Zero, Inc. Service will be provided during normal business hours.

LIMITED TWELVE YEAR SEALED SYSTEM WARRANTY

For twelve years from the date of original installation, Sub-Zero will repair or replace the following parts that prove to be defective in materials or workmanship: compressor, condenser, evaporator, drier and all connecting tubing. If the owner uses Sub-Zero factory certified service, the service provider will repair or replace these parts with the owner paying for all other costs, including labor. If the owner uses non-certified service, the owner must contact Sub-Zero, Inc. (using the information below) to receive repaired or replacement parts. Sub-Zero will not reimburse the owner for parts purchased from non-certified service or other sources.

TERMS APPLICABLE TO EACH WARRANTY

The warranty applies only to products installed for normal residential use. The warranty applies only to products installed in any one of the fifty states of the United States, the District of Columbia or the ten provinces of Canada. This warranty does not cover any parts or labor to correct any defect caused by negligence, accident or improper use, maintenance, installation, service or repair.

THE REMEDIES DESCRIBED ABOVE FOR EACH WARRANTY ARE THE ONLY ONES THAT SUB-ZERO, INC. WILL PROVIDE, EITHER UNDER THIS WARRANTY OR UNDER ANY WARRANTY ARISING BY OPERATION OF LAW. SUB-ZERO, INC. WILL NOT BE RESPONSIBLE FOR ANY CONSEQUENTIAL OR INCIDENTAL DAMAGES ARISING FROM THE BREACH OF THIS WARRANTY OR ANY OTHER WARRANTY, WHETHER EXPRESS, IMPLIED OR STATUTORY.

Some states do not allow the exclusion or limitation of incidental or consequential damages, so the above limitation or exclusion may not apply to you. This warranty gives you specific legal rights and you may also have other legal rights that vary from state to state.

To receive parts and/or service and the name of Sub-Zero factory certified service nearest you, contact Sub-Zero, Inc., P.O. Box 44848, Madison, WI 53744; check the contact & support section of our website, subzero.com, email us at customerservice@subzero.com or call 800-222-7820.

*Stainless steel (doors, panels, handles, product frames and interior surfaces) are covered by a limited 60-day parts and labor warranty for cosmetic defects.

*Replacement water filters and air purification cartridges are not covered by the product warranty.



Sub-Zero Outdoor Limited Warranty*

FOR RESIDENTIAL USE

FULL ONE YEAR WARRANTY**

For one year from the date of original installation, this Sub-Zero product warranty covers all parts and labor to repair or replace, under normal residential use, any part of the product that proves to be defective in materials or workmanship. All service provided by Sub-Zero under the above warranty must be performed by Sub-Zero factory certified service, unless otherwise specified by Sub-Zero, Inc. Service will be provided during normal business hours.

FULL FIVE YEAR SEALED SYSTEM WARRANTY

For five years from the date of original installation, this Sub-Zero product warranty covers all parts and labor to repair or replace, under normal residential use, these parts that prove to be defective in materials or workmanship: compressor, condenser, evaporator, drier and all connecting tubing. All service provided by Sub-Zero under the above warranty must be performed by Sub-Zero factory certified service, unless otherwise specified by Sub-Zero, Inc. Service will be provided during normal business hours.

TERMS APPLICABLE TO EACH WARRANTY

The warranty applies only to products installed for normal residential use. The warranty applies only to products installed in any one of the fifty states of the United States, the District of Columbia or the ten provinces of Canada. This warranty does not cover any parts or labor to correct any defect caused by negligence, accident or improper use, maintenance, installation, service or repair.

THE REMEDIES DESCRIBED ABOVE FOR EACH WARRANTY ARE THE ONLY ONES THAT SUB-ZERO, INC. WILL PROVIDE, EITHER UNDER THIS WARRANTY OR UNDER ANY WARRANTY ARISING BY OPERATION OF LAW. SUB-ZERO, INC. WILL NOT BE RESPONSIBLE FOR ANY CONSEQUENTIAL OR INCIDENTAL DAMAGES ARISING FROM THE BREACH OF THIS WARRANTY OR ANY OTHER WARRANTY, WHETHER EXPRESS, IMPLIED OR STATUTORY.

Some states do not allow the exclusion or limitation of incidental or consequential damages, so the above limitation or exclusion may not apply to you. This warranty gives you specific legal rights and you may also have other legal rights that vary from state to state.

To receive parts and/or service and the name of Sub-Zero factory certified service nearest you, contact Sub-Zero, Inc., P.O. Box 44848, Madison, WI 53744; check the contact & support section of our website, subzero.com, email us at customerservice@subzero.com or call 800-222-7820.

*Product must be approved for outdoor use, designated by model and serial number.

**Stainless steel (doors, panels, handles, product frames and interior surfaces) are covered by a limited 60-day parts and labor warranty for cosmetic defects.

**Replacement water filters are not covered by the product warranty.





SUB-ZERO

SUB-ZERO, INC. P.O. BOX 44848 MADISON, WI 53744 SUBZERO.COM 800.222.7820

SZUCDG

9/2013