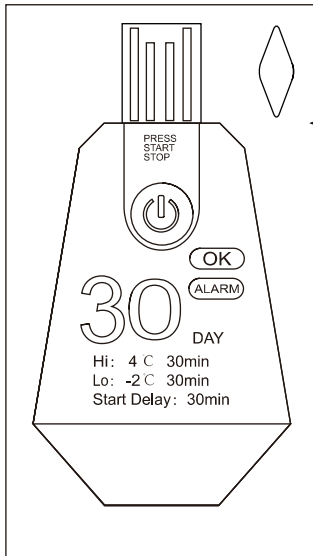
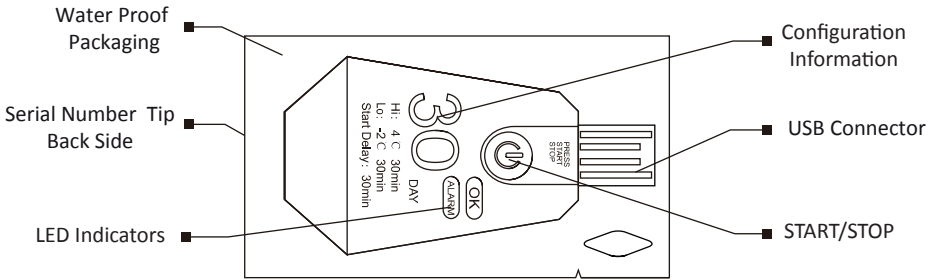


Temperature Label User Manual

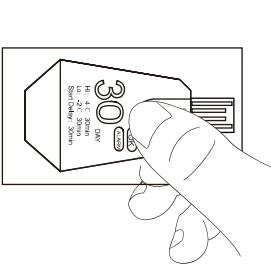


Product Profile:

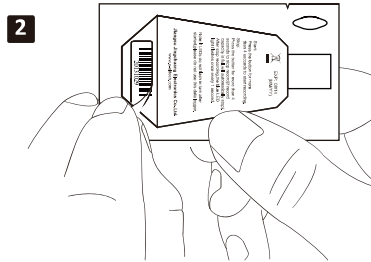
Logger series label is one kind of Eliteh cold chain data Logger, especially for temperature monitoring during the distribution and storage of food, pharmaceuticals, chemicals and other perishable products. After record stop, Logger can be directly inserted to the computer's USB port, then automatically run the Easy Tracking software and generate as well as saving a report which contains the complete time and temperature data, including summary data, data graph and data table etc.



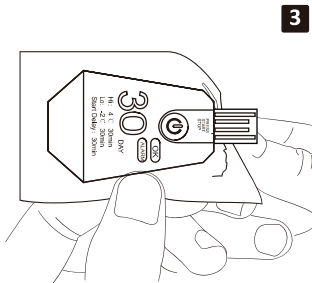
Operating Instructions



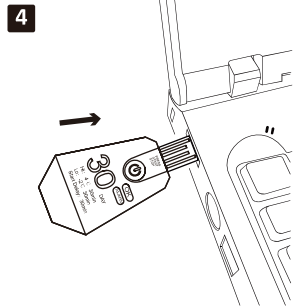
Successfully starts recording



Take off the serial number sticker for record



Press button and hold for 4 sec to manually stop recording ,then tear open package and expose the USB connector



Plug Logger into USB port of PC to download data

- 1.Press the button for more than 4 seconds to start recording,then the two LED lights will flash in turn for three times,which indicates a successful starting;
- 2.Tear off the barcode label for further use;Press the button for more than 4 seconds to stop record (if record capacity is full, will automatically stop), then the two LED lights will flash at the same time for three times, which indicates a successful stopping. After stop recording, the green LED light flashes once every 1 second;Tear off the transparent plastic bag,then it will shown USB interface.
- 3.Inserted the Logger, both red and green lights keep light which indicate function, and you can get the report from PC software Easy-tracking.
- 4.Logger supports special events mark function, like taking records of carriers' transfer etc. During the running time of Logger, double-licking the button and the lights will indicate mark status.(10 times Max.)

Technical parameters:

- ◆ Temperature range: $-30^{\circ}\text{C} \sim +70^{\circ}\text{C}$
- ◆ Operating temperature: $-30^{\circ}\text{C} \sim +70^{\circ}\text{C}$
- ◆ Accuracy: $\pm 0.5^{\circ}\text{C}$ ($-20^{\circ}\text{C} \sim +40^{\circ}\text{C}$); $\pm 1^{\circ}\text{C}$, for other range.
- ◆ Resolution: 0.1°C
- ◆ Record cycle: 6、15、30、45、60(days) selectable
- ◆ Alarm type: Consecutive or cumulative via custom order
- ◆ Temperature unit: Celsius or Fahrenheit
- ◆ Alarm temperature:
 - 1、 Basic produce: $2^{\circ}\text{C} \sim 8^{\circ}\text{C}$ ($35.6^{\circ}\text{F} \sim 46.4^{\circ}\text{F}$)
 - 2、 General produce: $0^{\circ}\text{C} \sim 4^{\circ}\text{C}$ ($32^{\circ}\text{F} \sim 39.2^{\circ}\text{F}$)
 - 3、 Meat & Dairy: $-2^{\circ}\text{C} \sim 4^{\circ}\text{C}$ ($28.4^{\circ}\text{F} \sim 39.2^{\circ}\text{F}$)
 - 4、 Frozen food: $-23^{\circ}\text{C} \sim -7^{\circ}\text{C}$ ($-9.4^{\circ}\text{F} \sim 19.4^{\circ}\text{F}$)
 - 5、 Other temperature alarm range available via custom order
- ◆ Record time delay: standard 30 minutes, other time configurable
- ◆ Alarm time delay: standard 30 minutes, other time configurable
- ◆ Report type: PC software
- ◆ Data interface: U disk
- ◆ Power supply: Internal CR2032 battery
- ◆ Supported operating system: WIN XP/WIN7/WIN8 and MAC
- ◆ Water proof level: IP67
- ◆ Size: Length: 80mm Width: 48mm Height: 5.8mm

Operation indication:

Start / Stop	LED indication	Note
Before start, press button for more than 4s	ALARM and OK lights flash in turn	Start data logger
After start, press button for more than 4s / reach record cycle	ALARM and OK lights flash at the same time	Stop data logger

Status	Action	LED indication
Inactivated	Short press the button	ALARM and OK lights flashes at the same time
Start delay	Short press the button	Ok light flashes
Activated	Short press the button / every 1 min	Ok light flashes(normal Temperature)
		ALARM light flashes(temperature over temperature)
Activated	Double-click button	Ok light flashes three times(mark set successfully)
		Alarm light flashes three times(10 times of special event marks had been done,and the Max time of special event marks is 10.)
Stopped	Every 1s	OK (alarm free) or ALARM(alarm) light flashes

Easy Tracking Operation:

Easy Tracking is a kind of specialized PC software for Elitech Logger. After load this software under install wizard, you can get a operation hassle free---all auto-run experience of Logger.

Friendly human-computer interface:Pithy style;No menus operation,one icon one function.

With Easy Tracking,there will be no more cockamamie fussy “click” like PDF data logger anymore as well as you can experience the convenience that high-speed function brings to you.Now Easy Tracking offers 2-6 pieces data information comparison,practical and convenient.Once accessing,users can repetitively query without insert the Logger, supporting PDF&Excel report output.

- 1.Easy Tracking install wizard can be download from website.
2. Load software under install wizard.
- 3.Inserting Logger into USB port, without any click Easy Tracking can run automaticly.(auto-run, auto-upload,auto-report,auto-save).
- 4.Every data can be query from historical data icon.Up to 6 pieces of data can be contrasted once a time.

Note :

1. Make sure the data logger is in the status of start delay or has been started before place it into the environment of use.
2. After stop recording, insert data logger to USB port of computer. If both red and green lights light, indicating a successful connection. Or else, converse the data logger and insert it again.
3. Don't place the data logger directly into the corrosive liquid.
4. Please do not operate our temperature monitoring label under the bright light, because under the bright light, LED flashing will be difficult to be observed.
5. The battery used in Logger temperature monitoring label is CR2032 lithium battery, please do not direct heating or micro- wave heating it or charge it.
6. In order to make sure the long-term effectiveness of data logger, please store it in the room temperature before use.
7. Please recycle or dispose Logger temperature monitoring label in accordance with local laws and regulations.