



**IntesisBox<sup>®</sup>**

# **BACnet MS/TP Server & BACnet IP Server**

Daikin Air Conditioning

Compatible with Domestic Line of air conditioners commercialized by Daikin

User Manual

Issue date: 08/2015  
r1.1 eng

**Intesis** The Intesis logo consists of the word "Intesis" in a bold, teal font, followed by a graphic element of three overlapping squares: a yellow one on top, a red one on the bottom left, and a white one on the bottom right.

**© Intesis Software S.L. 2015 All Rights Reserved.**

Information in this document is subject to change without notice. The software described in this document is furnished under a license agreement or nondisclosure agreement. The software may be used only in accordance with the terms of those agreements. No part of this publication may be reproduced, stored in a retrieval system or transmitted in any form or any means electronic or mechanical, including photocopying and recording for any purpose other than the purchaser's personal use without the written permission of Intesis Software S.L.

Intesis Software S.L.  
Milà i Fontanals, 1 bis  
08700 Igualada  
Spain

**TRADEMARKS**

All trademarks and trade names used in this document are acknowledged to be the copyright of their respective holders.

Gateway for the integration of a Daikin air conditioning unit in BACnet enabled monitoring and control systems.

Compatible with Domestic Line of air conditioners commercialized by Daikin.

**Order Code:**

**DK-AC-BAC-1**

## INDEX

1	Description .....	7
1.1	Introduction.....	7
1.2	Functionality .....	8
1.3	Capacity of IntesisBox.....	8
1.4	Quick Setup.....	8
2	Protocol Implementation Conformance Statement.....	9
2.1	BACnet Standardized Device Profile (Annex L):.....	9
2.2	Segmentation Capability: .....	9
2.3	Data Link Layer Options:.....	9
2.4	Device Address Binding: .....	10
2.5	Networking Options: .....	10
2.6	Character Sets Supported.....	10
2.7	Gateway .....	10
3	BACnet Interoperability Building Blocks Supported (BIBBs) .....	11
3.1	Data Sharing BIBBs .....	11
3.2	Alarm and Event Management BIBBs.....	11
3.3	Scheduling BIBBs.....	12
3.4	Trending BIBBs .....	12
3.5	Network Management BIBBs .....	12
3.6	Device Management BIBBs .....	13
4	Service Types .....	14
5	Objects .....	15
5.1	Supported Object Types.....	15
5.2	Member objects.....	16
5.2.1	Type: Gateway.....	16
5.2.2	Type: Indoor Unit .....	16
5.3	Objects and properties .....	17
5.3.1	Daikin AC Gateway (Device Object Type).....	17
5.3.2	OnOff_status (Binary Input Object Type) .....	19
5.3.3	OnOff_command (Binary Output Object Type) .....	20
5.3.4	Mode_status (Multistate Input Object Type).....	21
5.3.5	Mode_command (Multistate Output Object Type).....	22
5.3.6	Setpoint_status (Analog Input Object Type).....	23
5.3.7	Setpoint_command (Analog Output Object Type).....	24
5.3.8	FanSpeed_status (Multistate Input Object Type) .....	25
5.3.9	FanSpeed_command (Multistate Output Object Type) .....	26
5.3.10	AirDirectionUD_status (Multistate Input Object Type).....	27
5.3.11	AirDirectionUD_command (Multistate Output Object Type).....	28

5.3.12 AirDirectionLR\_status (Multistate Input Object Type) ..... 29

5.3.13 AirDirectionLR\_command (Multistate Output Object Type) ..... 30

5.3.14 RoomTemperature (Analog Input Object Type) ..... ¡Error! Marcador no definido.

5.3.15 ErrorCode (Analog Input Object Type) ..... 31

5.3.16 ErrorCodeM (Multistate Input Object Type)..... 32

5.3.17 ErrorActive (Binary Input Object Type) ..... 34

5.3.18 OnTimeCounter (Analog Value Object Type)..... 35

5.3.19 PowerConsumption (Analog Input Object Type) ..... ¡Error! Marcador no definido.

5.3.20 Occupancy (Multistate Value Object Type) ..... ¡Error! Marcador no definido.

5.3.21 OccupiedCoolSetPoint (Analog Value Object Type) ..... ¡Error! Marcador no definido.

5.3.22 OccupiedHeatSetPoint (Analog Value Object Type)..... ¡Error! Marcador no definido.

5.3.23 UnoccupiedCoolSetPoint (Analog Value Object Type) ..... ¡Error! Marcador no definido.

5.3.24 UnoccupiedHeatSetPoint (Analog Value Object Type) ..... ¡Error! Marcador no definido.

5.3.25 OccupancyContinuousCheck (Binary Value Object Type)..... ¡Error! Marcador no definido.

5.3.26 UnoccupiedDeadbandAction(Binary Value Object Type)..... ¡Error! Marcador no definido.

5.3.27 LockRemoteControl(Binary Value Object Type) ..... 36

5.3.28 Powerful\_status (Binary Input Object Type)..... ¡Error! Marcador no definido.

5.3.29 Powerful\_command (Binary Output Object Type)..... ¡Error! Marcador no definido.

5.3.30 Quiet\_status (Binary Input Object Type) ..... ¡Error! Marcador no definido.

5.3.31 Quiet\_command (Binary Output Object Type) ..... ¡Error! Marcador no definido.

5.3.32 RoomFreezeProtection\_status (Binary Input Object Type)..... ¡Error! Marcador no definido.

5.3.33 RoomFreezeProtection\_command (Binary Output Object Type)..... ¡Error! Marcador no definido.

5.3.34 EcoMode\_status (Multistate Input Object Type) ..... 37

5.3.35 EcoMode\_command (Multistate Output Object Type) ..... 38

5.3.36 HumanActivity (Binary Input Object Type)..... ¡Error! Marcador no definido.

6 Connections and switches ..... 39

6.1 Connect to the AC indoor unit interface ..... 39

6.2 Connect to BACnet MS/TP..... 40

6.2.1 MS/TP MAC address switch configuration ..... 40

6.2.2 MS/TP activation and baudrate ..... 40

6.3 Connect to BACnet IP ..... 41

6.3.1 BACnet Device Instance..... 41

7 Set-up process and troubleshooting ..... 42

7.1 Pre-requisites ..... 42

7.2 Physical checking ..... 42

7.3 LED status ..... 42

7.4 Occupancy..... 43

7.5 Configuration tool ..... 44

7.5.1 Home ..... 44

7.5.2 Configuration ..... 45

7.5.3 Signals ..... 45

8 AC Unit Types compatibility ..... 46

9 Mechanical & electrical characteristics ..... 47

10 Dimensions ..... 47

11 Error codes..... 48

# 1 Description

## 1.1 Introduction

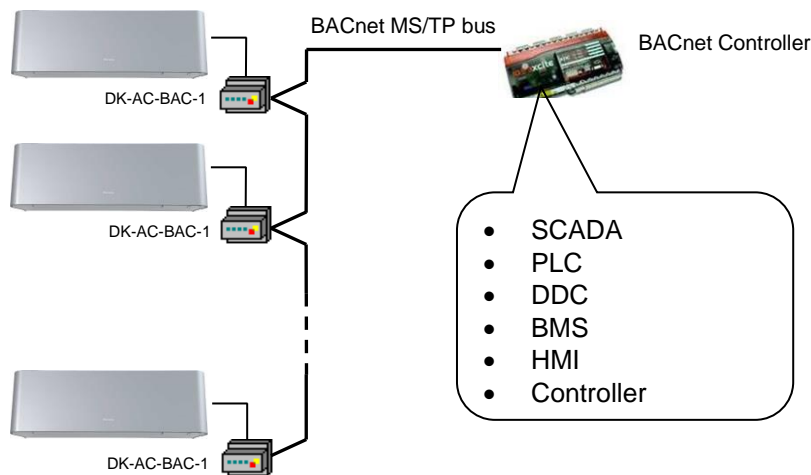
This document describes the integration of Daikin air conditioning systems into BACnet compatible devices and systems using gateway *DK-AC-BAC-1*.

The aim of this integration is to monitor and control your Daikin air conditioning system, remotely, from your Control Center using any commercial SCADA or monitoring software that includes a BACnet driver, or connect it to other BACnet devices to do any automation. To do it so, IntesisBox allows BACnet communication allowing polling or subscription requests (COV).

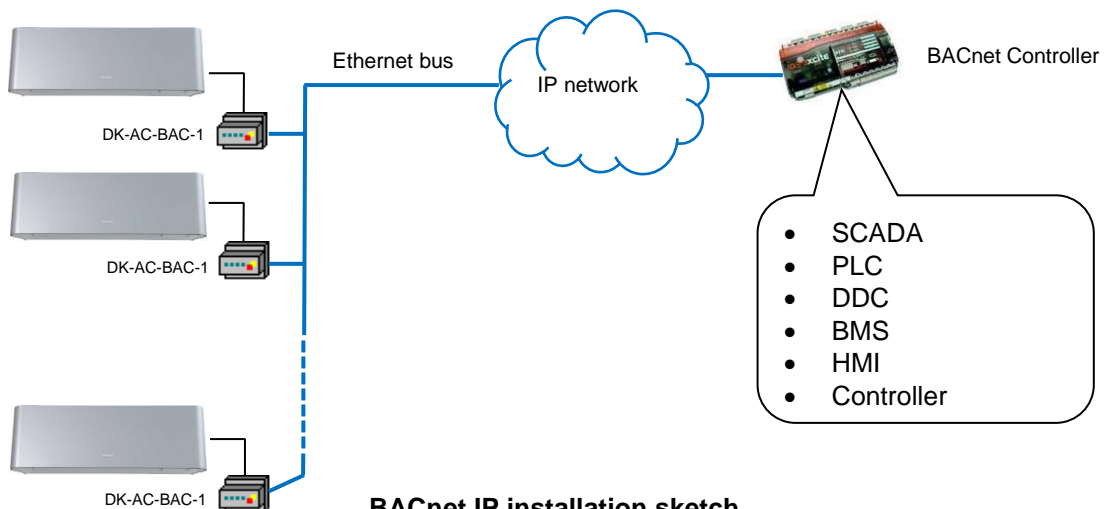
IntesisBox makes available the Daikin air conditioning system indoor units through independent BACnet objects.

Abstraction of Daikin air conditioning system properties and functionalities as fixed BACnet Objects. IntesisBox allows fixed BACnet object IDs mapping. Simple configuration is needed: just select the appropriate communication parameters (MAC address, baud rate...).

This document assumes that the user is familiar with BACnet and Daikin technologies and their technical terms.



**BACnet MS/TP installation sketch**



**BACnet IP installation sketch**

## 1.2 *Functionality*

IntesisBox continuously read the Daikin AC unit and keeps the updated status of all objects in its memory, ready to be served when requested from the BACnet side.

The role of IntesisBox consists in associate the elements of the Daikin AC unit with BACnet objects.

The control of the indoor units through the DK-AC-BAC-1 is permitted, so commands toward the Daikin AC unit are permitted too.

The indoor unit is offered in a set of BACnet objects and extra functionality.

## 1.3 *Capacity of IntesisBox*

IntesisBox is capable of integrating one single Daikin AC unit and its associated elements.

Element	Max.	Notes
Number of indoor units	1	Number of indoor units that can be controlled through IntesisBox
Number of Objects	20	Number of Daikin AC signals available as objects into IntesisBox.

## 1.4 *Quick Setup*

1. Install IntesisBox in the desired installation site (DIN rail mounting inside a metallic industrial cabinet connected to ground is recommended).
2. Connect the communication cables. Details in section 6.
3. Connect to the IntesisBox. Details in section 7.5.
4. (Optional) Configure the IntesisBox using the configuration tool. Details in section 7.5.2.
5. Check the BACnet objects list for its integration to your BACnet project. Details in section 5.2.
6. Check if there is communication between BACnet and AC system. Details in section 7.5.3.
7. The IntesisBox is ready to be used in your system.



## 2 Protocol Implementation Conformance Statement

### BACnet Protocol Implementation Conformance Statement (PICS)

**Date:** 2015-04-01

**Vendor Name:** Intesis Software SL

**Product Name:** DK-AC-BAC-1

**Product Model Number:** DK-AC-BAC-1

**Application Software Version:** 1.0

**Firmware Revision:** 1.0.0.0

**BACnet Protocol Revision:** 12

#### Product Description:

*Daikin air conditioning system – BACnet MS/TP & BACnet IP Gateway*

Abstraction of Daikin air conditioning system properties and functionalities as BACnet Objects.

#### 2.1 BACnet Standardized Device Profile (Annex L):

- BACnet Operator Workstation (B-OWS)
- BACnet Building Controller (B-BC)
- BACnet Advanced Application Controller (B-AAC)
- BACnet Application Specific Controller (B-ASC)
- BACnet Smart Sensor (B-SS)
- BACnet Smart Actuator (B-SA)

Additional BACnet Interoperability Building Blocks Supported (Annex K):  
*Reference of BIBBs List*

#### 2.2 Segmentation Capability:

Segmented request supported  No  Yes Window Size 16 .  
Segmented responses supported  No  Yes Window Size 16 .

#### 2.3 Data Link Layer Options:

- BACnet IP, (Annex J)
- BACnet IP, (Annex J), Foreign Device
- ISO 8802-3, Ethernet (Clause 7)
- ANSI/ATA 878.1, 2.5 Mb. ARCNET (Clause 8)
- ANSI/ATA 878.1, RS-485 ARCNET (Clause 8), baud rate(s) \_\_\_\_\_
- MS/TP master (Clause 9), baud rate(s): 9600, 19200, 38400, 76800
- MS/TP slave (Clause 9), baud rate(s): \_\_\_\_\_
- Point-To-Point, EIA 232 (Clause 10), baud rate(s): \_\_\_\_\_
- Point-To-Point, modem, (Clause 10), baud rate(s): \_\_\_\_\_
- LonTalk, (Clause 11), medium: \_\_\_\_\_
- Other: \_\_\_\_\_

## 2.4 Device Address Binding:

Is static device binding supported? (This is currently necessary for two-way communication with MS/TP slaves and certain other devices.)  Yes  No

## 2.5 Networking Options:

- Router, Clause 6 - List all routing configurations, e.g., ARCNET-Ethernet, Ethernet-MS/TP, etc.
- Annex H, BACnet Tunneling Router over IP
- BACnet/IP Broadcast Management Device (BBMD)  
Does the BBMD support registrations by Foreign Devices?  Yes  No

## 2.6 Character Sets Supported

Indicating support for multiple character sets does not imply that they can all be supported simultaneously.

- ANSI X3.4
- IBM<sup>™</sup>/Microsoft<sup>™</sup> DBCS
- JIS C 6226
- ISO 10646 (UCS-4)
- ISO 10646 (UCS-2)
- ISO 8859-1

## 2.7 Gateway

If this product is a communication gateway, describe the types of non-BACnet equipment/network(s) that the gateway supports:

**Daikin Air Conditioning Units compatible with Etherea/RAC line air conditioners.**

### 3 BACnet Interoperability Building Blocks Supported (BIBBs)

#### 3.1 Data Sharing BIBBs

BIBB Type		Active	BACnet Service	Initiate	Execute
DS-RP-A	Data Sharing-ReadProperty-A	<input type="checkbox"/>	ReadProperty	<input checked="" type="checkbox"/>	<input type="checkbox"/>
DS-RP-B	Data Sharing-ReadProperty-B	<input checked="" type="checkbox"/>	ReadProperty	<input type="checkbox"/>	<input checked="" type="checkbox"/>
DS-RPM-A	Data Sharing-ReadPropertyMultiple-A	<input type="checkbox"/>	ReadPropertyMultiple	<input checked="" type="checkbox"/>	<input type="checkbox"/>
DS-RPM-B	Data Sharing-ReadPropertyMultiple-B	<input checked="" type="checkbox"/>	ReadPropertyMultiple	<input type="checkbox"/>	<input checked="" type="checkbox"/>
DS-RPC-A	Data Sharing-ReadPropertyConditional-A	<input type="checkbox"/>	ReadPropertyConditional	<input checked="" type="checkbox"/>	<input type="checkbox"/>
DS-RPC-B	Data Sharing-ReadPropertyConditional-B	<input type="checkbox"/>	ReadPropertyConditional	<input type="checkbox"/>	<input checked="" type="checkbox"/>
DS-WP-A	Data Sharing-WriteProperty-A	<input type="checkbox"/>	WriteProperty	<input checked="" type="checkbox"/>	<input type="checkbox"/>
DS-WP-B	Data Sharing-WriteProperty-B	<input checked="" type="checkbox"/>	WriteProperty	<input type="checkbox"/>	<input checked="" type="checkbox"/>
DS-WPM-A	Data Sharing-WritePropertyMultiple-A	<input type="checkbox"/>	WritePropertyMultiple	<input checked="" type="checkbox"/>	<input type="checkbox"/>
DS-WPM-B	Data Sharing-WritePropertyMultiple-B	<input checked="" type="checkbox"/>	WritePropertyMultiple	<input type="checkbox"/>	<input checked="" type="checkbox"/>
DS-COV-A	Data Sharing-COV-A	<input type="checkbox"/>	SubscribeCOV	<input checked="" type="checkbox"/>	<input type="checkbox"/>
		<input type="checkbox"/>	ConfirmedCOVNotification	<input type="checkbox"/>	<input checked="" type="checkbox"/>
		<input type="checkbox"/>	UnconfirmedCOVNotification	<input type="checkbox"/>	<input checked="" type="checkbox"/>
DS-COV-B	Data Sharing-COV-B	<input checked="" type="checkbox"/>	SubscribeCOV	<input type="checkbox"/>	<input checked="" type="checkbox"/>
		<input checked="" type="checkbox"/>	ConfirmedCOVNotification	<input checked="" type="checkbox"/>	<input type="checkbox"/>
		<input checked="" type="checkbox"/>	UnconfirmedCOVNotification	<input checked="" type="checkbox"/>	<input type="checkbox"/>
DS-COVP-A	Data Sharing-COVP-A	<input type="checkbox"/>	SubscribeCOV	<input checked="" type="checkbox"/>	<input type="checkbox"/>
		<input type="checkbox"/>	ConfirmedCOVNotification	<input type="checkbox"/>	<input checked="" type="checkbox"/>
		<input type="checkbox"/>	UnconfirmedCOVNotification	<input type="checkbox"/>	<input checked="" type="checkbox"/>
DS-COVP-B	Data Sharing-COVP-B	<input type="checkbox"/>	SubscribeCOV	<input type="checkbox"/>	<input checked="" type="checkbox"/>
		<input type="checkbox"/>	ConfirmedCOVNotification	<input checked="" type="checkbox"/>	<input type="checkbox"/>
		<input type="checkbox"/>	UnconfirmedCOVNotification	<input checked="" type="checkbox"/>	<input type="checkbox"/>
DS-COVU-A	Data Sharing-COV-Unsolicited-A	<input type="checkbox"/>	UnconfirmedCOVNotification	<input type="checkbox"/>	<input checked="" type="checkbox"/>
DS-COVU-B	Data Sharing-COV-Unsolicited-B	<input type="checkbox"/>	UnconfirmedCOVNotification	<input checked="" type="checkbox"/>	<input type="checkbox"/>

#### 3.2 Alarm and Event Management BIBBs

BIBB Type		Active	BACnet Service	Initiate	Execute
AE-N-A	Alarm and Event-Notification-A	<input type="checkbox"/>	ConfirmedEventNotification	<input type="checkbox"/>	<input checked="" type="checkbox"/>
		<input type="checkbox"/>	UnconfirmedEventNotification	<input type="checkbox"/>	<input checked="" type="checkbox"/>
AE-N-I-B	Alarm and Event-Notification Internal-B	<input type="checkbox"/>	ConfirmedEventNotification	<input checked="" type="checkbox"/>	<input type="checkbox"/>
		<input type="checkbox"/>	UnconfirmedEventNotification	<input checked="" type="checkbox"/>	<input type="checkbox"/>
AE-N-E-B	Alarm and Event-Notification External-B	<input type="checkbox"/>	ConfirmedEventNotification	<input checked="" type="checkbox"/>	<input type="checkbox"/>
		<input type="checkbox"/>	UnconfirmedEventNotification	<input checked="" type="checkbox"/>	<input type="checkbox"/>
AE-ACK-A	Alarm and Event-ACK-A	<input type="checkbox"/>	AcknowledgeAlarm	<input checked="" type="checkbox"/>	<input type="checkbox"/>
AE-ACK-B	Alarm and Event-ACK-B	<input type="checkbox"/>	AcknowledgeAlarm	<input type="checkbox"/>	<input checked="" type="checkbox"/>
AE-ASUM-A	Alarm and Event-Summary-A	<input type="checkbox"/>	GetAlarmSummary	<input checked="" type="checkbox"/>	<input type="checkbox"/>
AE-ASUM-B	Alarm and Event-Summary-B	<input type="checkbox"/>	GetAlarmSummary	<input type="checkbox"/>	<input checked="" type="checkbox"/>
AE-ESUM-A	Event-Summary-A	<input type="checkbox"/>	GetEnrollmentSummary	<input checked="" type="checkbox"/>	<input type="checkbox"/>
AE-ESUM-B	Event-Summary-B	<input type="checkbox"/>	GetEnrollmentSummary	<input type="checkbox"/>	<input checked="" type="checkbox"/>
AE-INFO-A	Alarm and Event-Information-A	<input type="checkbox"/>	GetEventInformation	<input checked="" type="checkbox"/>	<input type="checkbox"/>
AE-INFO-B	Alarm and Event-Information-B	<input type="checkbox"/>	GetEventInformation	<input type="checkbox"/>	<input checked="" type="checkbox"/>
AE-LS-A	Alarm and Event-LifeSafety-A	<input type="checkbox"/>	LifeSafetyOperation	<input checked="" type="checkbox"/>	<input type="checkbox"/>
AE-LS-B	Alarm and Event-LifeSafety-B	<input type="checkbox"/>	LifeSafetyOperation	<input type="checkbox"/>	<input checked="" type="checkbox"/>

### 3.3 Scheduling BIBBs

BIBB Type		Active	BACnet Service	Initiate	Execute
SCHEd-A	Scheduling–A (must support DS-RP-A and DS-WP-A)	<input type="checkbox"/>			
		<input type="checkbox"/>			
SCHEd-I-B	Scheduling-Internal–B (shall support DS-RP-B and DS-WP-B) (shall also support either DM-TS-B or DS-UTC-B)	<input type="checkbox"/>			
		<input type="checkbox"/>			
SCHEd-E-B	Scheduling-External–B (shall support SCHEd-I-B and DS-WP-A)	<input type="checkbox"/>			
		<input type="checkbox"/>			
T-VMT-A	Trending - Viewing and Modifying Trends–A	<input type="checkbox"/>	ReadRange	<input type="checkbox"/>	<input checked="" type="checkbox"/>
T-VMT-I-B	Trending - Viewing and Modifying Trends Internal–B	<input type="checkbox"/>	ReadRange	<input type="checkbox"/>	<input checked="" type="checkbox"/>
T-VMT-E-B	Trending - Viewing and Modifying Trends External–B	<input type="checkbox"/>	ReadRange	<input type="checkbox"/>	<input checked="" type="checkbox"/>
T-ATR-A	Trending - Automated Trend Retrieval–A	<input type="checkbox"/>	ConfirmedEventNotification	<input type="checkbox"/>	<input checked="" type="checkbox"/>
		<input type="checkbox"/>	ReadRange	<input checked="" type="checkbox"/>	<input type="checkbox"/>
T-ATR-B	Trending - Automated Trend Retrieval–B	<input type="checkbox"/>	ConfirmedEventNotification	<input checked="" type="checkbox"/>	<input type="checkbox"/>
		<input type="checkbox"/>	ReadRange	<input type="checkbox"/>	<input checked="" type="checkbox"/>

### 3.4 Trending BIBBs

BIBB Type		Active	BACnet Service	Initiate	Execute
T-VMT-A	Trending - Viewing and Modifying Trends–A	<input type="checkbox"/>	ReadRange	<input checked="" type="checkbox"/>	<input type="checkbox"/>
T-VMT-I-B	Trending - Viewing and Modifying Trends Internal–B	<input type="checkbox"/>	ReadRange	<input type="checkbox"/>	<input checked="" type="checkbox"/>
T-VMT-E-B	Trending - Viewing and Modifying Trends External–B	<input type="checkbox"/>	ReadRange	<input type="checkbox"/>	<input checked="" type="checkbox"/>
T-ATR-A	Trending - Automated Trend Retrieval–A	<input type="checkbox"/>	ConfirmedEventNotification	<input type="checkbox"/>	<input checked="" type="checkbox"/>
		<input type="checkbox"/>	ReadRange	<input checked="" type="checkbox"/>	<input type="checkbox"/>
T-ATR-B	Trending - Automated Trend Retrieval–B	<input type="checkbox"/>	ConfirmedEventNotification	<input checked="" type="checkbox"/>	<input type="checkbox"/>
		<input type="checkbox"/>	ReadRange	<input type="checkbox"/>	<input checked="" type="checkbox"/>

### 3.5 Network Management BIBBs

BIBB Type		Active	BACnet Service	Initiate	Execute
NM-CE-A	Network Management - Connection Establishment–A	<input type="checkbox"/>	Establish-Connection-To-Network	<input checked="" type="checkbox"/>	<input type="checkbox"/>
		<input type="checkbox"/>	Disconnect-Connection-To-Network	<input checked="" type="checkbox"/>	<input type="checkbox"/>
NM-CE-B	Network Management - Connection Establishment– B	<input type="checkbox"/>	Establish-Connection-To-Network	<input type="checkbox"/>	<input checked="" type="checkbox"/>
		<input type="checkbox"/>	Disconnect-Connection-To-Network	<input type="checkbox"/>	<input checked="" type="checkbox"/>
NM-RC-A	Network Management - Router Configuration–A	<input type="checkbox"/>	Who-Is-Router-To-Network	<input checked="" type="checkbox"/>	<input type="checkbox"/>
		<input type="checkbox"/>	I-Am-Router-To-Network	<input type="checkbox"/>	<input checked="" type="checkbox"/>
		<input type="checkbox"/>	I-Could-Be-Router-To-Network	<input type="checkbox"/>	<input checked="" type="checkbox"/>
		<input type="checkbox"/>	Initialize-Routing-Table	<input checked="" type="checkbox"/>	<input type="checkbox"/>
NM-RC-B	Network Management - Router Configuration–B	<input type="checkbox"/>	Initialize-Routing-Table-Ack	<input type="checkbox"/>	<input checked="" type="checkbox"/>
		<input type="checkbox"/>	Who-Is-Router-To-Network	<input checked="" type="checkbox"/>	<input checked="" type="checkbox"/>
		<input type="checkbox"/>	I-Am-Router-To-Network	<input checked="" type="checkbox"/>	<input checked="" type="checkbox"/>
		<input type="checkbox"/>	Initialize-Routing-Table	<input type="checkbox"/>	<input checked="" type="checkbox"/>
		<input type="checkbox"/>	Initialize-Routing-Table-Ack	<input checked="" type="checkbox"/>	<input type="checkbox"/>

3.6 Device Management BIBBs

BIBB Type	Active	BACnet Service	Initiate	Execute
DM-DDB-A	<input type="checkbox"/>	Who-Is	<input checked="" type="checkbox"/>	<input type="checkbox"/>
	<input type="checkbox"/>	I-Am	<input type="checkbox"/>	<input checked="" type="checkbox"/>
DM-DDB-B	<input checked="" type="checkbox"/>	Who-Is	<input type="checkbox"/>	<input checked="" type="checkbox"/>
	<input checked="" type="checkbox"/>	I-Am	<input checked="" type="checkbox"/>	<input type="checkbox"/>
DM-DOB-A	<input type="checkbox"/>	Who-Has	<input checked="" type="checkbox"/>	<input type="checkbox"/>
	<input type="checkbox"/>	I-Have	<input type="checkbox"/>	<input checked="" type="checkbox"/>
DM-DOB-B	<input checked="" type="checkbox"/>	Who-Has	<input type="checkbox"/>	<input checked="" type="checkbox"/>
	<input checked="" type="checkbox"/>	I-Have	<input checked="" type="checkbox"/>	<input type="checkbox"/>
DM-DCC-A	<input type="checkbox"/>	DeviceCommunicationControl	<input checked="" type="checkbox"/>	<input type="checkbox"/>
DM-DCC-B	<input checked="" type="checkbox"/>	DeviceCommunicationControl	<input type="checkbox"/>	<input checked="" type="checkbox"/>
DM-PT-A	<input type="checkbox"/>	ConfirmedPrivateTransfer	<input checked="" type="checkbox"/>	<input type="checkbox"/>
	<input type="checkbox"/>	UnconfirmedPrivateTransfer	<input checked="" type="checkbox"/>	<input type="checkbox"/>
DM-PT-B	<input type="checkbox"/>	ConfirmedPrivateTransfer	<input type="checkbox"/>	<input checked="" type="checkbox"/>
	<input type="checkbox"/>	UnconfirmedPrivateTransfer	<input type="checkbox"/>	<input checked="" type="checkbox"/>
DM-TM-A	<input type="checkbox"/>	ConfirmedTextMessage	<input checked="" type="checkbox"/>	<input type="checkbox"/>
	<input type="checkbox"/>	UnconfirmedTextMessage	<input checked="" type="checkbox"/>	<input type="checkbox"/>
DM-TM-B	<input type="checkbox"/>	ConfirmedTextMessage	<input type="checkbox"/>	<input checked="" type="checkbox"/>
	<input type="checkbox"/>	UnconfirmedTextMessage	<input type="checkbox"/>	<input checked="" type="checkbox"/>
DM-TS-A	<input type="checkbox"/>	TimeSynchronization	<input checked="" type="checkbox"/>	<input type="checkbox"/>
DM-TS-B	<input type="checkbox"/>	TimeSynchronization	<input type="checkbox"/>	<input checked="" type="checkbox"/>
DM-UTC-A	<input type="checkbox"/>	UTCTimeSynchronization	<input checked="" type="checkbox"/>	<input type="checkbox"/>
DM-UTC-B	<input type="checkbox"/>	UTCTimeSynchronization	<input type="checkbox"/>	<input checked="" type="checkbox"/>
DM-RD-A	<input type="checkbox"/>	ReinitializeDevice	<input checked="" type="checkbox"/>	<input type="checkbox"/>
DM-RD-B	<input checked="" type="checkbox"/>	ReinitializeDevice	<input type="checkbox"/>	<input checked="" type="checkbox"/>
DM-BR-A	<input type="checkbox"/>	AtomicReadFile	<input checked="" type="checkbox"/>	<input type="checkbox"/>
	<input type="checkbox"/>	AtomicWriteFile	<input checked="" type="checkbox"/>	<input type="checkbox"/>
	<input type="checkbox"/>	CreateObject	<input checked="" type="checkbox"/>	<input type="checkbox"/>
	<input type="checkbox"/>	ReinitializeDevice	<input checked="" type="checkbox"/>	<input type="checkbox"/>
DM-BR-B	<input type="checkbox"/>	AtomicReadFile	<input type="checkbox"/>	<input checked="" type="checkbox"/>
	<input type="checkbox"/>	AtomicWriteFile	<input type="checkbox"/>	<input checked="" type="checkbox"/>
	<input type="checkbox"/>	ReinitializeDevice	<input type="checkbox"/>	<input checked="" type="checkbox"/>
DM-R-A	<input type="checkbox"/>	UnconfirmedCOVNotification	<input type="checkbox"/>	<input checked="" type="checkbox"/>
DM-R-B	<input type="checkbox"/>	UnconfirmedCOVNotification	<input checked="" type="checkbox"/>	<input type="checkbox"/>
DM-LM-A	<input type="checkbox"/>	AddListElement	<input checked="" type="checkbox"/>	<input type="checkbox"/>
	<input type="checkbox"/>	RemoveListElement	<input checked="" type="checkbox"/>	<input type="checkbox"/>
DM-LM-B	<input type="checkbox"/>	AddListElement	<input type="checkbox"/>	<input checked="" type="checkbox"/>
	<input type="checkbox"/>	RemoveListElement	<input type="checkbox"/>	<input checked="" type="checkbox"/>
DM-OCD-A	<input type="checkbox"/>	CreateObject	<input checked="" type="checkbox"/>	<input type="checkbox"/>
	<input type="checkbox"/>	DeleteObject	<input checked="" type="checkbox"/>	<input type="checkbox"/>
DM-OCD-B	<input type="checkbox"/>	CreateObject	<input type="checkbox"/>	<input checked="" type="checkbox"/>
	<input type="checkbox"/>	DeleteObject	<input type="checkbox"/>	<input checked="" type="checkbox"/>
DM-VT-A	<input type="checkbox"/>	VT-Open	<input checked="" type="checkbox"/>	<input type="checkbox"/>
	<input type="checkbox"/>	VT-Close	<input checked="" type="checkbox"/>	<input checked="" type="checkbox"/>
	<input type="checkbox"/>	VT-Data	<input checked="" type="checkbox"/>	<input checked="" type="checkbox"/>
DM-VT-B	<input type="checkbox"/>	VT-Open	<input type="checkbox"/>	<input checked="" type="checkbox"/>
	<input type="checkbox"/>	VT-Close	<input checked="" type="checkbox"/>	<input checked="" type="checkbox"/>
	<input type="checkbox"/>	VT-Data	<input checked="" type="checkbox"/>	<input checked="" type="checkbox"/>

## 4 Service Types

Service type	Service name	Supported	Remarks
Alarm and Event Services	AcknowledgeAlarm	<input type="checkbox"/>	
	ConfirmedCOVNotification	<input type="checkbox"/>	
	ConfirmedEventNotification	<input type="checkbox"/>	
	GetAlarmSummary	<input type="checkbox"/>	
	GetEnrollmentSummary	<input type="checkbox"/>	
	SubscribeCOV	<input checked="" type="checkbox"/>	
File Access Services	AtomicReadFile	<input type="checkbox"/>	
	AtomicWriteFile	<input type="checkbox"/>	
Object Access Services	AddListElement	<input type="checkbox"/>	
	RemoveListElement	<input type="checkbox"/>	
	CreateObject	<input type="checkbox"/>	
	DeleteObject	<input type="checkbox"/>	
	ReadProperty	<input checked="" type="checkbox"/>	
	ReadPropertyConditional	<input type="checkbox"/>	
	ReadPropertyMultiple	<input checked="" type="checkbox"/>	
	ReadRange	<input type="checkbox"/>	
	WriteProperty	<input checked="" type="checkbox"/>	
	WritePropertyMultiple	<input checked="" type="checkbox"/>	
Remote Device Management Services	DeviceCommunicationControl	<input type="checkbox"/>	
	ConfirmedPrivateTransfer	<input type="checkbox"/>	
	ConfirmedTextMessage	<input type="checkbox"/>	
	ReinitializeDevice	<input checked="" type="checkbox"/>	
Virtual Terminal Services	VtOpen	<input type="checkbox"/>	
	VtClose	<input type="checkbox"/>	
	VtData	<input type="checkbox"/>	
Security Services	Authenticate	<input type="checkbox"/>	
	RequestKey	<input type="checkbox"/>	
Unconfirmed Services	I-Am	<input checked="" type="checkbox"/>	
	I-Have	<input checked="" type="checkbox"/>	
	UnconfirmedCOVNotification	<input type="checkbox"/>	
	UnconfirmedEventNotification	<input type="checkbox"/>	
	UnconfirmedPrivateTransfer	<input type="checkbox"/>	
	UnconfirmedTextMessage	<input type="checkbox"/>	
	TimeSynchronization	<input type="checkbox"/>	
	UtcTimeSynchronization	<input type="checkbox"/>	
	Who-Has	<input checked="" type="checkbox"/>	
	Who-Is	<input checked="" type="checkbox"/>	
	LifeSafetyOperation	<input type="checkbox"/>	
	SubscribeCOVProperty	<input checked="" type="checkbox"/>	
	GetEventInformation	<input type="checkbox"/>	

## 5 Objects

### 5.1 Supported Object Types

The objects supported are shown in the table below.

Object Type	ID	Supported	Management Point
Analog-Input	0	<input checked="" type="checkbox"/>	SetPoint_status ErrorCode
Analog-Output	1	<input checked="" type="checkbox"/>	SetPoint_command
Analog-Value	2	<input checked="" type="checkbox"/>	OnTimeCounter
Averaging	18	<input type="checkbox"/>	
Binary-Input	3	<input checked="" type="checkbox"/>	OnOff_status ErrorCodeActive
Binary-Output	4	<input checked="" type="checkbox"/>	OnOff_command
Binary-Value	5	<input checked="" type="checkbox"/>	LockRemoteControl
Calendar	6	<input type="checkbox"/>	
Command	7	<input type="checkbox"/>	
Device	8	<input checked="" type="checkbox"/>	DK-AC-BAC-1
Event-Enrollment	9	<input type="checkbox"/>	
File	10	<input type="checkbox"/>	
Group	11	<input type="checkbox"/>	
Life-Safety-Point	21	<input type="checkbox"/>	
Life-Safety-Zone	22	<input type="checkbox"/>	
Loop	12	<input type="checkbox"/>	
Multistate-Input	13	<input checked="" type="checkbox"/>	Mode_status FanSpeed_status AirDirectionUD_status AirDirectionLR_status ErrorCodeM Humidification_status
Multistate-Output	14	<input checked="" type="checkbox"/>	Mode_command FanSpeed_command AirDirectionUD_command AirDirectionLR_command Humidification_command
Multistate-Value	19	<input checked="" type="checkbox"/>	
Notification-Class	15	<input type="checkbox"/>	
Program	16	<input type="checkbox"/>	
Schedule	17	<input type="checkbox"/>	
Trend-Log	20	<input type="checkbox"/>	

## 5.2 Member objects

### 5.2.1 Type: Gateway

Object-name	Description	Object-type	Object-instance
DK-AC-BAC-1	Daikin AC Interface	Device	246000*

### 5.2.2 Type: Indoor Unit

Object-name	Description	Object-type	Object-instance
OnOff_status		BI	0
OnOff_command		BO	0
Mode_status		MI	0
Mode_command		MO	0
SetPoint_status		AI	0
SetPoint_command		AO	0
FanSpeed_status		MI	1
FanSpeed_command		MO	1
AirDirectionUD_status		MI	2
AirDirectionUD_command		MO	2
AirDirectionLR_status		MI	3
AirDirectionLR_command		MO	3
RoomTemperature		AI	1
ErrorCode		AI	2
ErrorCodeM		MI	4
ErrorActive		BI	1
OnTimeCounter		AV	0
PowerConsumption		AI	3
Occupancy		MV	0
OccupiedCoolSetPoint		AV	1
OccupiedHeatSetPoint		AV	2
UnoccupiedCoolSetPoint		AV	3
UnoccupiedHeatSetPoint		AV	4
OccupancyContinuousCheck		BV	0
UnoccupiedDeadbandAction		BV	1
LockRemoteControl		BV	2
Powerful_status		BI	2
Powerful_command		BO	1
Quiet_status		BI	3
Quiet_command		BO	2
RoomFreezeProtection_status		BI	4
RoomFreezeProtection_command		BO	3
EcoMode_status		MI	5
EcoMode_command		MO	4
HumanActivity		BI	5

\* This is the default value. Check section 5.3 (below) for more information.



### 5.3 Objects and properties

Below you can find relevant information for the objects and properties.

**Object\_Identifier:** In the **Device Object**, is configurable writing directly on the property. either from BACnet or through our configuration tools and can be set automatically or manually. When set automatically, it is set using a base address and the address selected in SW2 P1..P7. The base address can be selected using the configuration tool. When set manually, the address is directly the one configured on the configuration tool. See section 7.4 for more information

**Object\_Name:** In the **Device Object**, is configurable writing directly on this property. This can be done using the configuration tools too. See section 7.4 for more information.

**Description:** In the **Device Object**, is configurable writing directly on the property, length maximum 63 chars. This string is configurable using the configuration tool. See section 7.4 for more information.

#### 5.3.1 Daikin AC Gateway (Device Object Type)

Property Identifier	Property Datatype	Value	ASHRAE	IBOX
Object_Identifier	BACnetObjectIdentifier	(Device, 246000)	R	R
Object_Name	CharacterString	" DK-AC-BAC-1"	R	R
Object_Type	BACnetObjectType	DEVICE (8) (Device Object Type)	R	R
System_Status	BACnetDeviceStatus	OPERATIONAL (0)	R	R
Vendor_Name	CharacterString	"Intesis Software SL"	R	R
Vendor_Identifier	Unsigned16	246	R	R
Model_Name	CharacterString	"DK-AC-BAC-1"	R	R
Firmware_Revision	CharacterString	"1.0.0.0"	R	R
Application_Software_Version	CharacterString	"1.0.0.0"	R	R
Location	CharacterString	""	O	-
Description	CharacterString	"Daikin AC interface"	O	R
Protocol_Version	Unsigned	1	R	R
Protocol_Revision	Unsigned	12	R	R
Protocol_Services_Supported	BACnetServiceSupported	Refer to section 4 [Service Types]	R	R
Protocol_Object_Types_Supported	BACnetObjectTypes Supported	Refer to section 5.1 [Object Types]	R	R
Object_List	BACnetArray[N] of BACnetObjectIdentifier	BACnetARRAY[N]	R	R
Structured_Object_List	BACnetArray[N] of BACnetObjectIdentifier	-	O	-
Max_APDU_Length_Accepted	Unsigned	480 when MSTP / 1476 when BACnet/IP	R	R
Segmentation_Supported	BACnetSegmentation	SEGMENTED-BOTH (0)	R	R
Max_Segments_accepted	Unsigned	16	O	R
VT_Classes_Supported	List of BACnetVTClass	-	O	-
Active_VT_Sessions	List of BACnetVTSession	-	O	-
Local_Date	Date	-	O	-

Local_Time	Time	-	O	-
UTC_Offset	INTEGER	-	O	-
Daylight_Savings_Status	BOOLEAN	-	O	-
APDU_Segment_Timeout	Unsigned	3000	R	R
APDU_Timeout	Unsigned	3000	R	R
Number_of_APDU_Retries	Unsigned	3	R	R
List_Of_Session_Keys	List of BACnetSessionKey	-	O	-
Time_Synchronization_Recipients	List of BACnetRecipient	-	O	-
Max_Master * **	Unsigned	127	R	W
Max_Info_Frames *	Unsigned	1	O	R
Device_Address_Binding	List of BACnetAddressBinding	NULL (empty)	R	R
Database_Revision	Unsigned	0	R	R
Configuration_Files	BACnetArray[N] of BACnetObjectIdentifier	-	O	-
Last_Restore_Time	BACnetTimeStamp	-	O	-
Backup_Failure_Timeout	Unsigned16	-	O	-
Active_COV_Subscriptions	List of BACnetCOVSubscription	List of BACnetCOVSubscription	O	R
Slave_Proxy_Enable	BACnetArray[N] of BOOLEAN	-	O	-
Manual_Slave_Address_Binding	List of BACnetAddressBinding	-	O	-
Auto_Slave_Discovery	BACnetArray[N] of BOOLEAN	-	O	-
Slave_Address_Binding	BACnetAddressBinding	-	O	-
Last_Restart_Reason	BACnetRestartReason	-	O	-
Time_Of_Device_Restart	BACnetTimeStamp	-	O	-
Restart_Notification_Recipients	List of BACnetRecipient	-	O	-
UTC_Time_Synchronization_Recipients	List of BACnetRecipient	-	O	-
Time_Synchronization_Interval	Unsigned	-	O	-
Align_Intervals	BOOLEAN	-	O	-
Interval_Offset	Unsigned	-	O	-
Profile_Name	CharacterString	-	O	-

\* Only available when MSTP is used

\*\* Configurable through the configuration tool. See section 7.4 for more information.

## 5.3.2 OnOff\_status (Binary Input Object Type)

It indicates if the indoor unit is in On or Off status.

Property Identifier	Property Datatype	Value	ASHRAE	IBOX
Object_Identifier	BACnetObjectIdentifier	(Binary Input, 0)	R	R
Object_Name	CharacterString	"OnOff_status"	R	R
Object_Type	BACnetObjectType	BINARY_INPUT (3)	R	R
Present_Value	BACnetBinaryPV	INACTIVE (0) / ACTIVE (1)	R	R
Description	CharacterString	-	O	-
Device_Type	CharacterString	-	O	-
Status_Flags	BACnetStatusFlags	{FALSE, FALSE/TRUE, FALSE, FALSE}	R	R
Event_State	BACnetEventState	STATE_NORMAL (0)	R	R
Reliability	BACnetReliability	NO_FAULT_DETECTED (0), UNRELIABLE_OTHER (7)	O	R
Out_Of_Service	BOOLEAN	FALSE	R	R
Polarity	BACnetPolarity	NORMAL (0)	R	R
Inactive_Text	CharacterString	"Off"	O	R
Active_Text	CharacterString	"On"	O	R
Change_Of_State_Time	BACnetDatetime	-	O	-
Change_Of_State_Count	Unsigned	-	O	-
Time_Of_State_Count_Reset	BACnetDatetime	-	O	-
Elapsed_Active_Time	Unsigned	-	O	-
Time_Of_Active_Time_Reset	BACnetDatetime	-	O	-
Time_Delay	Unsigned	-	O	-
Notification_Class	Unsigned	-	O	-
Alarm_Value	BACnetBinaryPV	-	O	-
Event_Enable	BACnetEventTransitionBits	-	O	-
Acked_Transitions	BACnetEventTransitionBits	-	O	-
Notify_Type	BACnetNotifyType	-	O	-
Event_Time_Stamps	BACnetArray[N] of BACnetTimeStamp	-	O	-
Profile_Name	CharacterString	-	O	-

## 5.3.3 OnOff\_command (Binary Output Object Type)

It sets the indoor unit to On or Off.

Property Identifier	Property Datatype	Value	ASHRAE	IBOX
Object_Identifier	BACnetObjectIdentifier	(Binary Output, 0)	R	R
Object_Name	CharacterString	"OnOff_command"	R	R
Object_Type	BACnetObjectType	BINARY_OUTPUT (4)	R	R
Present_Value	BACnetBinaryPV	INACTIVE (0) / ACTIVE (1)	W	W
Description	CharacterString	-	O	-
Device_Type	CharacterString	-	O	-
Status_Flags	BACnetStatusFlags	{FALSE, FALSE, FALSE, FALSE}	R	R
Event_State	BACnetEventState	STATE_NORMAL (0)	R	R
Reliability	BACnetReliability	NO_FAULT_DETECTED (0)	O	R
Out_Of_Service	BOOLEAN	FALSE	R	R
Polarity	BACnetPolarity	NORMAL (0)	R	R
Inactive_Text	CharacterString	"Off"	O	R
Active_Text	CharacterString	"On"	O	R
Change_Of_State_Time	BACnetDatetime	-	O	-
Change_Of_State_Count	Unsigned	-	O	-
Time_Of_State_Count_Reset	BACnetDatetime	-	O	-
Elapsed_Active_Time	Unsigned	-	O	-
Time_Of_Active_Time_Reset	BACnetDatetime	-	O	-
Minimum_Off_Time	Unsigned32	-	O	-
Minimum_On_Time	Unsigned32	-	O	-
Priority_Array	BACnetPriorityArray	BACnetPriorityArray	R	R
Relinquish_Default	BACnetBinaryPV	INACTIVE (0)	R	R
Time_Delay	Unsigned	-	O	-
Notification_Class	Unsigned	-	O	-
Feedback_Value	BACnetBinaryPV	-	O	-
Event_Enable	BACnetEventTransitionBits	-	O	-
Acked_Transitions	BACnetEventTransitionBits	-	O	-
Notify_Type	BACnetNotifyType	-	O	-
Event_Time_Stamps	BACnetArray[N] of BACnetTimeStamp	-	O	-
Profile_Name	CharacterString	-	O	-

### 5.3.4 Mode\_status (Multistate Input Object Type)

It indicates the active mode for the indoor unit.

Property Identifier	Property Datatype	Value	ASHRAE	IBOX
Object_Identifier	BACnetObjectIdentifier	(Multi-state Input, 0)	R	R
Object_Name	CharacterString	"Mode_status"	R	R
Object_Type	BACnetObjectType	MULTISTATE_INPUT (13)	R	R
Present_Value	Unsigned	1 ~ 7	R	R
Description	CharacterString	-	O	-
Device_Type	CharacterString	-	O	-
Status_Flags	BACnetStatusFlags	{FALSE, FALSE/TRUE, FALSE, FALSE}	R	R
Event_State	BACnetEventState	STATE_NORMAL (0)	R	R
Reliability	BACnetReliability	NO_FAULT_DETECTED (0), UNRELIABLE_OTHER (7)	O	R
Out_Of_Service	BOOLEAN	FALSE	R	R
Number_Of_States	Unsigned	7	R	R
State_Text	BACnetArray[N] of CharacterString	<i>Check <b>Mode Status setting table</b> below.</i>	O	R
Time_Delay	Unsigned	-	O	-
Notification_Class	Unsigned	-	O	-
Alarm_Values	List of Unsigned	-	O	-
Fault_Values	List of Unsigned	-	O	-
Event_Enable	BACnetEventTransitionBits	-	O	-
Acked_Transitions	BACnetEventTransitionBits	-	O	-
Notify_Type	BACnetNotifyType	-	O	-
Event_Time_Stamps	BACnetArray[N] of BACnetTimeStamp	-	O	-
Profile_Name	CharacterString	-	O	-

#### Mode status setting table

Mode status interpretation is possible using the value in the following correspondence table.

Present_Value	Contents displayed in State_Text
1	Heat
2	Cool
3	Fan
4	Dry
5	Auto
6	AutoHeat
7	AutoCool

## 5.3.5 Mode\_command (Multistate Output Object Type)

It allows control over the indoor unit's mode.

Property Identifier	Property Datatype	Value	ASHRAE	IBOX
Object_Identifier	BACnetObjectIdentifier	(Multi-state Output, 0)	R	R
Object_Name	CharacterString	"Mode_command"	R	R
Object_Type	BACnetObjectType	MULTISTATE_OUTPUT (14)	R	R
Present_Value	Unsigned	1 ~ 5	W	W
Description	CharacterString	-	O	-
Device_Type	CharacterString	-	O	-
Status_Flags	BACnetStatusFlags	{FALSE, FALSE, FALSE, FALSE}	R	R
Event_State	BACnetEventState	STATE_NORMAL (0)	R	R
Reliability	BACnetReliability	NO_FAULT_DETECTED (0)	O	R
Out_Of_Service	BOOLEAN	FALSE	R	R
Number_Of_States	Unsigned	5	R	R
State_Text	BACnetArray[N] of CharacterString	<i>Check <b>Mode Command setting table</b> below</i>	O	R
Priority_Array	BACnetPriorityArray	BACnetPriorityArray	R	R
Relinquish_Default	Unsigned	1	R	R
Time_Delay	Unsigned	-	O	-
Notification_Class	Unsigned	-	O	-
Feedback_Value	Unsigned	-	O	-
Event_Enable	BACnetEventTransitionBits	-	O	-
Acked_Transitions	BACnetEventTransitionBits	-	O	-
Notify_Type	BACnetNotifyType	-	O	-
Event_Time_Stamps	BACnetArray[N] of BACnetTimeStamp	-	O	-
Profile_Name	CharacterString	-	O	-

### Mode Command setting table

Mode commands can be set using the values in the following correspondence table.

Present_Value	Contents displayed in State_Text
1	Heat
2	Cool
3	Fan
4	Dry
5	Auto

## 5.3.6 Setpoint\_status (Analog Input Object Type)

It indicates the current setpoint temperature in the indoor unit.

Property Identifier	Property Datatype	Value	ASHRAE	IBOX
Object_Identifier	BACnetObjectIdentifier	(Analog Input, 0)	R	R
Object_Name	CharacterString	"SetPoint_status"	R	R
Object_Type	BACnetObjectType	ANALOG_INPUT (0)	R	R
Present_Value *	REAL	10...32 °C // 50...89,6 °F	R	R
Description	CharacterString	-	O	-
Device_Type	CharacterString	-	O	-
Status_Flags	BACnetStatusFlags	{FALSE, FALSE/TRUE, FALSE, FALSE}	R	R
Event_State	BACnetEventState	STATE_NORMAL (0)	R	R
Reliability	BACnetReliability	NO_FAULT_DETECTED (0), UNRELIABLE_OTHER (7)	O	R
Out_Of_Service	BOOLEAN	FALSE	R	R
Update_Interval	Unsigned	-	O	-
Units *	BACnetEngineeringUnits	Degrees Celsius (62), Degrees Fahrenheit (64)	R	R
Min_Pres_Value *	REAL	10 // 50	O	R
Max_Pres_Value *	REAL	32 // 89,6	O	R
Resolution	REAL	-	O	-
COV_Increment	REAL	0	O	W
Time_Delay	Unsigned	-	O	-
Notification_Class	Unsigned	-	O	-
High_Limit	REAL	-	O	-
Low_Limit	REAL	-	O	-
Deadband	REAL	-	O	-
Limit_Enable	BACnetLimitEnable	-	O	-
Event_Enable	BACnetEventTransitionBits	-	O	-
Acked_Transitions	BACnetEventTransitionBits	-	O	-
Notify_Type	BACnetNotifyType	-	O	-
Event_Time_Stamps	BACnetArray[N] of BACnetTimeStamp	-	O	-
Profile_Name	CharacterString	-	O	-

\* Use of Celsius or Fahrenheits units can be selected throught the switch configuration. Check section 6.1 for more information.

## 5.3.7 Setpoint\_command (Analog Output Object Type)

It sets the desired temperature in the indoor unit.

Property Identifier	Property Datatype	Value	ASHRAE	IBOX
Object_Identifier	BACnetObjectIdentifier	(Analog Output, 0)	R	R
Object_Name	CharacterString	"SetPoint_command"	R	R
Object_Type	BACnetObjectType	ANALOG_OUTPUT (1)	R	R
Present_Value *	REAL	10...32 °C // 50...89,6 °F	R	R
Description	CharacterString	-	O	-
Device_Type	CharacterString	-	O	-
Status_Flags	BACnetStatusFlags	{FALSE, FALSE, FALSE, FALSE}	R	R
Event_State	BACnetEventState	STATE_NORMAL (0)	R	R
Reliability	BACnetReliability	NO_FAULT_DETECTED (0)	O	R
Out_Of_Service	BOOLEAN	FALSE	R	R
Update_Interval	Unsigned	-	O	-
Units *	BACnetEngineeringUnits	Degrees Celsius (62), Degrees Fahrenheit (64)	R	R
Min_Pres_Value *	REAL	10 // 50	O	R
Max_Pres_Value *	REAL	32 // 89,6	O	R
Resolution	REAL	-	O	-
COV_Increment	REAL	0	O	W
Priority_Array	BACnetPriorityArray	BACnetPriorityArray	R	R
Relinquish_Default	Unsigned	22	R	R
Time_Delay	Unsigned	-	O	-
Notification_Class	Unsigned	-	O	-
High_Limit	REAL	-	O	-
Low_Limit	REAL	-	O	-
Deadband	REAL	-	O	-
Limit_Enable	BACnetLimitEnable	-	O	-
Event_Enable	BACnetEventTransitionBits	-	O	-
Acked_Transitions	BACnetEventTransitionBits	-	O	-
Notify_Type	BACnetNotifyType	-	O	-
Event_Time_Stamps	BACnetArray[N] of BACnetTimeStamp	-	O	-
Profile_Name	CharacterString	-	O	-

\* Use of Celsius or Fahrenheits units can be selected throught the switch configuration. Check section 6.1 for more information.



### 5.3.8 FanSpeed\_status (Multistate Input Object Type)

It indicates the fan speed status of the indoor unit.

Property Identifier	Property Datatype	Value	ASHRAE	IBOX
Object_Identifier	BACnetObjectIdentifier	(Multi-state Input, 1)	R	R
Object_Name	CharacterString	"FanSpeed_status"	R	R
Object_Type	BACnetObjectType	MULTISTATE_INPUT(13)	R	R
Present_Value	Unsigned	1 ~ 6	R	R
Description	CharacterString	-	O	-
Device_Type	CharacterString	-	O	-
Status_Flags	BACnetStatusFlags	{FALSE, FALSE/TRUE, FALSE, FALSE}	R	R
Event_State	BACnetEventState	STATE_NORMAL (0)	R	R
Reliability	BACnetReliability	NO_FAULT_DETECTED (0), UNRELIABLE_OTHER (7)	O	R
Out_Of_Service	BOOLEAN	FALSE/TRUE	R	R
Number_Of_States	Unsigned	6	R	R
State_Text	BACnetArray[N] of CharacterString	<i>Check <b>Fan Speed status setting table</b> below.</i>	O	R
Time_Delay	Unsigned	-	O	-
Notification_Class	Unsigned	-	O	-
Alarm_Values	List of Unsigned	-	O	-
Fault_Values	List of Unsigned	-	O	-
Event_Enable	BACnetEventTransitionBits	-	O	-
Acked_Transitions	BACnetEventTransitionBits	-	O	-
Notify_Type	BACnetNotifyType	-	O	-
Event_Time_Stamps	BACnetArray[N] of BACnetTimeStamp	-	O	-
Profile_Name	CharacterString	-	O	-

#### Fan Speed status setting table

Fan speed interpretation is possible using the value in the following correspondence table.

Present_Value	Contents displayed in State_Text
1	Auto
2	Low
3	Mid-1
4	Mid-2
5	Mid-3
6	High

## 5.3.9 FanSpeed\_command (Multistate Output Object Type)

It allows control over the fan speed for the indoor unit.

Property Identifier	Property Datatype	Value	ASHRAE	IBOX
Object_Identifier	BACnetObjectIdentifier	(Multi-state Output, 1)	R	R
Object_Name	CharacterString	"FanSpeed_command"	R	R
Object_Type	BACnetObjectType	MULTISTATE_OUTPUT (14)	R	R
Present_Value	Unsigned	1 ~ 6	W	W
Description	CharacterString	-	O	-
Device_Type	CharacterString	-	O	-
Status_Flags	BACnetStatusFlags	{FALSE, FALSE, FALSE, FALSE}	R	R
Event_State	BACnetEventState	STATE_NORMAL (0)	R	R
Reliability	BACnetReliability	NO_FAULT_DETECTED (0)	O	R
Out_Of_Service	BOOLEAN	FALSE	R	R
Number_Of_States	Unsigned	6	R	R
State_Text	BACnetArray[N] of CharacterString	<i>Check <b>Fan Speed command setting table</b> below</i>	O	R
Priority_Array	BACnetPriorityArray	BACnetPriorityArray	R	R
Relinquish_Default	Unsigned	1	R	R
Time_Delay	Unsigned	-	O	-
Notification_Class	Unsigned	-	O	-
Feedback_Value	Unsigned	-	O	-
Event_Enable	BACnetEventTransitionBits	-	O	-
Acked_Transitions	BACnetEventTransitionBits	-	O	-
Notify_Type	BACnetNotifyType	-	O	-
Event_Time_Stamps	BACnetArray[N] of BACnetTimeStamp	-	O	-
Profile_Name	CharacterString	-	O	-

### Fan Speed command setting table

Fan speed interpretation is possible using the value in the following correspondence table.

Present_Value	Contents displayed in State_Text
1	Auto
2	Low
3	Mid-1
4	Mid-2
5	Mid-3
6	High

5.3.10 AirDirectionUD\_status (Multistate Input Object Type)

It indicates the status of the vertical vane (Up/Down) for the indoor unit.

Property Identifier	Property Datatype	Value	ASHRAE	IBOX
Object_Identifier	BACnetObjectIdentifier	(Multi-state Input, 2)	R	R
Object_Name	CharacterString	"AirDirectionUD_status"	R	R
Object_Type	BACnetObjectType	MULTISTATE_INPUT(13)	R	R
Present_Value	Unsigned	1 ~ 2	R	R
Description	CharacterString	-	O	-
Device_Type	CharacterString	-	O	-
Status_Flags	BACnetStatusFlags	{FALSE, FALSE/TRUE, FALSE, FALSE}	R	R
Event_State	BACnetEventState	STATE_NORMAL (0)	R	R
Reliability	BACnetReliability	NO_FAULT_DETECTED (0), UNRELIABLE_OTHER (7)	O	R
Out_Of_Service	BOOLEAN	FALSE/TRUE	R	R
Number_Of_States	Unsigned	2	R	R
State_Text	BACnetArray[N] of CharacterString	<i>Check Air Direction Status setting table below.</i>	O	R
Time_Delay	Unsigned	-	O	-
Notification_Class	Unsigned	-	O	-
Alarm_Values	List of Unsigned	-	O	-
Fault_Values	List of Unsigned	-	O	-
Event_Enable	BACnetEventTransitionBits	-	O	-
Acked_Transitions	BACnetEventTransitionBits	-	O	-
Notify_Type	BACnetNotifyType	-	O	-
Event_Time_Stamps	BACnetArray[N] of BACnetTimeStamp	-	O	-
Profile_Name	CharacterString	-	O	-

**Air direction Up/Down status setting table**

Air direction interpretation is possible using the value in the following correspondence table.

Present_Value	Contents displayed in State_Text
1	Stop
2	Swing

## 5.3.11 AirDirectionUD\_command (Multistate Output Object Type)

It allows control over the vertical air direction (Up/Down) for the indoor unit.

Property Identifier	Property Datatype	Value	ASHRAE	IBOX
Object_Identifier	BACnetObjectIdentifier	(Multi-state Output, 3)	R	R
Object_Name	CharacterString	"AirDirectionUD_command"	R	R
Object_Type	BACnetObjectType	MULTISTATE_OUTPUT (14)	R	R
Present_Value	Unsigned	1 ~ 2	W	W
Description	CharacterString	-	O	-
Device_Type	CharacterString	-	O	-
Status_Flags	BACnetStatusFlags	{FALSE, FALSE, FALSE, FALSE}	R	R
Event_State	BACnetEventState	STATE_NORMAL (0)	R	R
Reliability	BACnetReliability	NO_FAULT_DETECTED (0)	O	R
Out_Of_Service	BOOLEAN	FALSE	R	R
Number_Of_States	Unsigned	2	R	R
State_Text	BACnetArray[N] of CharacterString	<i>Check <b>Air Direction Command setting table</b> below</i>	O	R
Priority_Array	BACnetPriorityArray	-	R	R
Relinquish_Default	Unsigned	-	R	R
Time_Delay	Unsigned	-	O	-
Notification_Class	Unsigned	-	O	-
Feedback_Value	Unsigned	-	O	-
Event_Enable	BACnetEventTransitionBits	-	O	-
Acked_Transitions	BACnetEventTransitionBits	-	O	-
Notify_Type	BACnetNotifyType	-	O	-
Event_Time_Stamps	BACnetArray[N] of BACnetTimeStamp	-	O	-
Profile_Name	CharacterString	-	O	-

### Air direction Up/Down Command setting table

Air direction commands can be set using the values in the following correspondence table.

Present_Value	Contents displayed in State_Text
1	Stop
2	Swing

## 5.3.12 AirDirectionLR\_status (Multistate Input Object Type)

It indicates the status of the horizontal vane (Left/Right) of the indoor unit.

Property Identifier	Property Datatype	Value	ASHRAE	IBOX
Object_Identifier	BACnetObjectIdentifier	(Multi-state Input, 3)	R	R
Object_Name	CharacterString	"AirDirectionLR_status"	R	R
Object_Type	BACnetObjectType	MULTISTATE_INPUT(13)	R	R
Present_Value	Unsigned	1 ~ 2	R	R
Description	CharacterString	-	O	-
Device_Type	CharacterString	-	O	-
Status_Flags	BACnetStatusFlags	{FALSE, FALSE/TRUE, FALSE, FALSE}	R	R
Event_State	BACnetEventState	STATE_NORMAL (0)	R	R
Reliability	BACnetReliability	NO_FAULT_DETECTED (0), UNRELIABLE_OTHER (7)	O	R
Out_Of_Service	BOOLEAN	FALSE/TRUE	R	R
Number_Of_States	Unsigned	2	R	R
State_Text	BACnetArray[N] of CharacterString	<i>Check Air Direction Status setting table below.</i>	O	R
Time_Delay	Unsigned	-	O	-
Notification_Class	Unsigned	-	O	-
Alarm_Values	List of Unsigned	-	O	-
Fault_Values	List of Unsigned	-	O	-
Event_Enable	BACnetEventTransitionBits	-	O	-
Acked_Transitions	BACnetEventTransitionBits	-	O	-
Notify_Type	BACnetNotifyType	-	O	-
Event_Time_Stamps	BACnetArray[N] of BACnetTimeStamp	-	O	-
Profile_Name	CharacterString	-	O	-

### Air direction Left/Right status setting table

Air direction interpretation is possible using the value in the following correspondence table.

Present_Value	Contents displayed in State_Text
1	Stop
2	Swing

## 5.3.13 AirDirectionLR\_command (Multistate Output Object Type)

It allows control over the horizontal air direction (Left/Right) for the corresponding indoor unit.

Property Identifier	Property Datatype	Value	ASHRAE	IBOX
Object_Identifier	BACnetObjectIdentifier	(Multi-state Output, 3)	R	R
Object_Name	CharacterString	"AirDirectionLR_command"	R	R
Object_Type	BACnetObjectType	MULTISTATE_OUTPUT (14)	R	R
Present_Value	Unsigned	1 ~ 2	W	W
Description	CharacterString	-	O	-
Device_Type	CharacterString	-	O	-
Status_Flags	BACnetStatusFlags	{FALSE, FALSE, FALSE, FALSE}	R	R
Event_State	BACnetEventState	STATE_NORMAL (0)	R	R
Reliability	BACnetReliability	NO_FAULT_DETECTED (0)	O	R
Out_Of_Service	BOOLEAN	FALSE	R	R
Number_Of_States	Unsigned	2	R	R
State_Text	BACnetArray[N] of CharacterString	<i>Check <b>Air Direction Command setting table</b> below</i>	O	R
Priority_Array	BACnetPriorityArray	-	R	R
Relinquish_Default	Unsigned	-	R	R
Time_Delay	Unsigned	-	O	-
Notification_Class	Unsigned	-	O	-
Feedback_Value	Unsigned	-	O	-
Event_Enable	BACnetEventTransitionBits	-	O	-
Acked_Transitions	BACnetEventTransitionBits	-	O	-
Notify_Type	BACnetNotifyType	-	O	-
Event_Time_Stamps	BACnetArray[N] of BACnetTimeStamp	-	O	-
Profile_Name	CharacterString	-	O	-

### Air direction Left/Right Command setting table

Air direction commands can be set using the values in the following correspondence table.

Present_Value	Contents displayed in State_Text
1	Stop
2	Swing

## 5.3.15 ErrorCode (Analog Input Object Type)

It indicates the current error present in the AC system. Check section 11 for more information on error codes.

Property Identifier	Property Datatype	Value	ASHRAE	IBOX
Object_Identifier	BACnetObjectIdentifier	(Analog Input, 2)	R	R
Object_Name	CharacterString	"ErrorCode"	R	R
Object_Type	BACnetObjectType	ANALOG_INPUT (0)	R	R
Present_Value	REAL	-1... 349	R	R
Description	CharacterString	-	O	-
Device_Type	CharacterString	-	O	-
Status_Flags	BACnetStatusFlags	{FALSE, FALSE, FALSE, FALSE}	R	R
Event_State	BACnetEventState	STATE_NORMAL (0)	R	R
Reliability	BACnetReliability	NO_FAULT_DETECTED (0)	O	R
Out_Of_Service	BOOLEAN	FALSE	R	R
Update_Interval	Unsigned	300	O	-
Units	BACnetEngineeringUnits	NO_UNITS (95)	R	R
Min_Pres_Value	REAL	-	O	-
Max_Pres_Value	REAL	-	O	-
Resolution	REAL	-	O	-
COV_Increment	REAL	0	O	W
Time_Delay	Unsigned	-	O	-
Notification_Class	Unsigned	-	O	-
High_Limit	REAL	-	O	-
Low_Limit	REAL	-	O	-
Deadband	REAL	-	O	-
Limit_Enable	BACnetLimitEnable	-	O	-
Event_Enable	BACnetEventTransitionBits	-	O	-
Acked_Transitions	BACnetEventTransitionBits	-	O	-
Notify_Type	BACnetNotifyType	-	O	-
Event_Time_Stamps	BACnetArray[N] of BACnetTimeStamp	-	O	-
Profile_Name	CharacterString	-	O	-

## 5.3.16 ErrorCodeM (Multistate Input Object Type)

It indicates the current error present in the AC system.

Property Identifier	Property Datatype	Value	ASHRAE	IBOX
Object_Identifier	BACnetObjectIdentifier	(Multi-state Input, 2)	R	R
Object_Name	CharacterString	"ErrorCodeM"	R	R
Object_Type	BACnetObjectType	MULTISTATE_INPUT(13)	R	R
Present_Value	Unsigned	1 ~ 156	R	R
Description	CharacterString	-	O	-
Device_Type	CharacterString	-	O	-
Status_Flags	BACnetStatusFlags	{FALSE, FALSE, FALSE, FALSE}	R	R
Event_State	BACnetEventState	STATE_NORMAL (0)	R	R
Reliability	BACnetReliability	NO_FAULT_DETECTED (0)	O	R
Out_Of_Service	BOOLEAN	FALSE	R	R
Number_Of_States	Unsigned	39	R	R
State_Text	BACnetArray[N] of CharacterString	<i>Check <b>Error Code table</b> below.</i>	O	R
Time_Delay	Unsigned	-	O	-
Notification_Class	Unsigned	-	O	-
Alarm_Values	List of Unsigned	-	O	-
Fault_Values	List of Unsigned	-	O	-
Event_Enable	BACnetEventTransitionBits	-	O	-
Acked_Transitions	BACnetEventTransitionBits	-	O	-
Notify_Type	BACnetNotifyType	-	O	-
Event_Time_Stamps	BACnetArray[N] of BACnetTimeStamp	-	O	-
Profile_Name	CharacterString	-	O	-



## Error Code table

In the table below you will find the error correspondence value.

Pesent_Value	Contents displayed in State_Text	Pesent_Value	Contents displayed in State_Text	Pesent_Value	Contents displayed in State_Text
1	-	55	H8	109	U4
2	CommError	56	H9	110	U5
3	A0	57	HA	111	U6
4	A1	58	HH	112	U7
5	A2	59	HC	113	U8
6	A3	60	HE	114	U9
7	A4	61	HF	115	UA
8	A5	62	F0	116	UH
9	A6	63	F1	117	UC
10	A7	64	F2	118	UJ
11	A8	65	F3	119	UE
12	A9	66	F6	120	UF
13	AA	67	FA	121	60
14	AH	68	FH	122	61
15	AJ	69	FC	123	62
16	AE	70	FE	124	63
17	AF	71	FF	125	64
18	C0	72	J0	126	65
19	C3	73	J1	127	68
20	C4	74	J2	128	6A
21	C5	75	J3	129	6H
22	C6	76	J4	130	6C
23	C7	77	J5	131	6J
24	C8	78	J6	132	6E
25	C9	79	J7	133	6F
26	CA	80	J8	134	51
27	CH	81	J9	135	52
28	CC	82	JA	136	53
29	CJ	83	JH	137	54
30	CE	84	JC	138	40
31	CF	85	JE	139	41
32	E0	86	JF	140	42
33	E1	87	L0	141	43
34	E3	88	L3	142	44
35	E4	89	L4	143	31
36	E5	90	L5	144	32
37	E6	91	L6	145	33
38	E7	92	L7	146	34
39	E8	93	L8	147	35
40	E9	94	L9	148	36
41	EA	95	LA	149	3A
42	EH	96	LC	150	3H
43	EC	97	P0	151	3C
44	EJ	98	P1	152	M2
45	EE	99	P3	153	M8
46	EF	100	P4	154	MA
47	H0	101	P5	155	MC
48	H1	102	P6	156	UNKOWN
49	H2	103	P7		
50	H3	104	PJ		
51	H4	105	U0		
52	H5	106	U1		
53	H6	107	U2		
54	H7	108	U3		

## 5.3.17 ErrorActive (Binary Input Object Type)

It indicates if there is an error active in the indoor unit.

Property Identifier	Property Datatype	Value	ASHRAE	IBOX
Object_Identifier	BACnetObjectIdentifier	(Binary Input, 1)	R	R
Object_Name	CharacterString	"ErrorActive"	R	R
Object_Type	BACnetObjectType	BINARY_INPUT (3)	R	R
Present_Value	BACnetBinaryPV	INACTIVE (0) / ACTIVE (1)	R	R
Description	CharacterString	-	O	-
Device_Type	CharacterString	-	O	-
Status_Flags	BACnetStatusFlags	{FALSE, FALSE, FALSE, FALSE}	R	R
Event_State	BACnetEventState	STATE_NORMAL (0)	R	R
Reliability	BACnetReliability	NO_FAULT_DETECTED (0)	O	R
Out_Of_Service	BOOLEAN	FALSE	R	R
Polarity	BACnetPolarity	NORMAL (0)	R	R
Inactive_Text	CharacterString	"No"	O	R
Active_Text	CharacterString	"Error"	O	R
Change_Of_State_Time	BACnetDatetime	-	O	-
Change_Of_State_Count	Unsigned	-	O	-
Time_Of_State_Count_Reset	BACnetDatetime	-	O	-
Elapsed_Active_Time	Unsigned	-	O	-
Time_Of_Active_Time_Reset	BACnetDatetime	-	O	-
Time_Delay	Unsigned	-	O	-
Notification_Class	Unsigned	-	O	-
Alarm_Value	BACnetBinaryPV	-	O	-
Event_Enable	BACnetEventTransitionBits	-	O	-
Acked_Transitions	BACnetEventTransitionBits	-	O	-
Notify_Type	BACnetNotifyType	-	O	-
Event_Time_Stamps	BACnetArray[N] of BACnetTimeStamp	-	O	-
Profile_Name	CharacterString	-	O	-

## 5.3.18 OnTimeCounter (Analog Value Object Type)

It indicates the current Setpoint when Cool mode is selected and Occupancy is enabled.

Property Identifier	Property Datatype	Value	ASHRAE	IBOX
Object_Identifier	BACnetObjectIdentifier	(Analog Value, 0)	R	R
Object_Name	CharacterString	"OnTimeCounter"	R	R
Object_Type	BACnetObjectType	ANALOG_VALUE (2)	R	R
Present_Value	REAL	0 .. 65535	R	R
Description	CharacterString	-	O	-
Status_Flags	BACnetStatusFlags	{FALSE, FALSE, FALSE, FALSE}	R	R
Event_State	BACnetEventState	STATE_NORMAL (0)	R	R
Reliability	BACnetReliability	NO_FAULT_DETECTED (0)	O	R
Out_Of_Service	BOOLEAN	FALSE	R	R
Update_Interval	Unsigned	-	O	-
Units	BACnetEngineeringUnits	Hours (71)	R	R
Min_Pres_Value	REAL	-	O	-
Max_Pres_Value	REAL	-	O	-
Resolution	REAL	-	O	-
COV_Increment	REAL	0	O	W
Time_Delay	Unsigned	-	O	-
Notification_Class	Unsigned	-	O	-
High_Limit	REAL	-	O	-
Low_Limit	REAL	-	O	-
Deadband	REAL	-	O	-
Limit_Enable	BACnetLimitEnable	-	O	-
Event_Enable	BACnetEventTransitionBits	-	O	-
Acked_Transitions	BACnetEventTransitionBits	-	O	-
Notify_Type	BACnetNotifyType	-	O	-
Event_Time_Stamps	BACnetArray[N] of BACnetTimeStamp	-	O	-
Profile_Name	CharacterString	-	O	-

## 5.3.19 LockRemoteControl(Binary Value Object Type)

It indicates if control from the remote controller is locked or not.

Property Identifier	Property Datatype	Value	ASHRAE	IBOX
Object_Identifier	BACnetObjectIdentifier	(Binary Value, 2)	R	R
Object_Name	CharacterString	"LockRemoteControl"	R	R
Object_Type	BACnetObjectType	BINARY_VALUE (5)	R	R
Present_Value	BACnetBinaryPV	INACTIVE (0) / ACTIVE (1)	W	W
Description	CharacterString	-	O	-
Status_Flags	BACnetStatusFlags	{FALSE, FALSE, FALSE, FALSE}	R	R
Event_State	BACnetEventState	STATE_NORMAL (0)	R	R
Reliability	BACnetReliability	NO_FAULT_DETECTED (0)	O	R
Out_Of_Service	BOOLEAN	FALSE	R	R
Inactive_Text	CharacterString	"Locked"	O	R
Active_Text	CharacterString	"Unlocked"	O	R
Change_Of_State_Time	BACnetDatetime	-	O	-
Change_Of_State_Count	Unsigned	-	O	-
Time_Of_State_Count_Reset	BACnetDatetime	-	O	-
Elapsed_Active_Time	Unsigned	-	O	-
Time_Of_Active_Time_Reset	BACnetDatetime	-	O	-
Minimum_Off_Time	Unsigned32	-	O	-
Minimum_On_Time	Unsigned32	-	O	-
Priority_Array	BACnetPriorityArray	BACnetPriorityArray	R	-
Relinquish_Default	BACnetBinaryPV	INACTIVE (0)	R	-
Time_Delay	Unsigned	-	O	-
Notification_Class	Unsigned	-	O	-
Alarm_Value	BACnetBinaryPV	-	O	-
Event_Enable	BACnetEventTransitionBits	-	O	-
Acked_Transitions	BACnetEventTransitionBits	-	O	-
Notify_Type	BACnetNotifyType	-	O	-
Event_Time_Stamps	BACnetArray[N] of BACnetTimeStamp	-	O	-
Profile_Name	CharacterString	-	O	-

## 5.3.20 Humidification\_status (Multistate Input Object Type)

It indicates the status of the Left/Right vane for the corresponding indoor unit.

Property Identifier	Property Datatype	Value	ASHRAE	IBOX
Object_Identifier	BACnetObjectIdentifier	(Multi-state Input, 8)	R	R
Object_Name	CharacterString	"Humidification_status"	R	R
Object_Type	BACnetObjectType	MULTISTATE_INPUT(13)	R	R
Present_Value	Unsigned	1 ~ 5	R	R
Description	CharacterString	-	O	-
Device_Type	CharacterString	-	O	-
Status_Flags	BACnetStatusFlags	{FALSE, FALSE/TRUE, FALSE, FALSE}	R	R
Event_State	BACnetEventState	STATE_NORMAL (0)	R	R
Reliability	BACnetReliability	NO_FAULT_DETECTED (0), UNRELIABLE_OTHER (7)	O	R
Out_Of_Service	BOOLEAN	FALSE/TRUE	R	R
Number_Of_States	Unsigned	5	R	R
State_Text	BACnetArray[N] of CharacterString	<i>Check <b>Humidification Status table</b> below.</i>	O	R
Time_Delay	Unsigned	-	O	-
Notification_Class	Unsigned	-	O	-
Alarm_Values	List of Unsigned	-	O	-
Fault_Values	List of Unsigned	-	O	-
Event_Enable	BACnetEventTransitionBits	-	O	-
Acked_Transitions	BACnetEventTransitionBits	-	O	-
Notify_Type	BACnetNotifyType	-	O	-
Event_Time_Stamps	BACnetArray[N] of BACnetTimeStamp	-	O	-
Profile_Name	CharacterString	-	O	-

### Humidification status table

EcoMode interpretation is possible using the value in the following correspondence table.

Present_Value	Contents displayed in State_Text
1	Off
2	Low
3	Mid
4	High
5	Continuous

## 5.3.21 Humidification\_command (Multistate Output Object Type)

It allows control over the air direction for the corresponding indoor unit.

Property Identifier	Property Datatype	Value	ASHRAE	IBOX
Object_Identifier	BACnetObjectIdentifier	(Multi-state Output, 6)	R	R
Object_Name	CharacterString	"Humidification_command"	R	R
Object_Type	BACnetObjectType	MULTISTATE_OUTPUT (14)	R	R
Present_Value	Unsigned	1 ~ 5	W	W
Description	CharacterString	-	O	-
Device_Type	CharacterString	-	O	-
Status_Flags	BACnetStatusFlags	{FALSE, FALSE, FALSE, TRUE/FALSE}	R	R
Event_State	BACnetEventState	STATE_NORMAL (0)	R	R
Reliability	BACnetReliability	NO_FAULT_DETECTED (0)	O	R
Out_Of_Service	BOOLEAN	FALSE/TRUE	R	R
Number_Of_States	Unsigned	5	R	R
State_Text	BACnetArray[N] of CharacterString	Check <b>Humidification Status table</b> below	O	R
Priority_Array	BACnetPriorityArray	-	R	-
Relinquish_Default	Unsigned	-	R	-
Time_Delay	Unsigned	-	O	-
Notification_Class	Unsigned	-	O	-
Feedback_Value	Unsigned	-	O	-
Event_Enable	BACnetEventTransitionBits	-	O	-
Acked_Transitions	BACnetEventTransitionBits	-	O	-
Notify_Type	BACnetNotifyType	-	O	-
Event_Time_Stamps	BACnetArray[N] of BACnetTimeStamp	-	O	-
Profile_Name	CharacterString	-	O	-

### Humidification status table

EcoMode interpretation is possible using the value in the following correspondence table.

Present_Value	Contents displayed in State_Text
1	Off
2	ECONAVI
3	AutoComfort

## 6 Connections and switches

### 6.1 Connect to the AC indoor unit interface

The interface comes with a cable (1,9 meters long) for direct connection to the internal control board of the AC indoor unit.

Disconnect mains power from the AC unit. Open the front cover of the indoor unit in order to have access to the internal control board. In the control board locate the socket connector marked as **S21**.

Using the cable that comes with the interface, insert one of its connectors, the one installed in the shortest uncovered part, into the socket of the DK-AC-BAC-1 marked as **AC Unit**, and the other connector, the one in the largest uncovered part, into the socket **S21** of the AC unit's control board. Fix the DK-AC-BAC-1 outside the AC indoor; remember that DK-AC-BAC-1 must be also connected to the BACnet network. Close the AC indoor unit's front cover again.

**⚠ Important:** Do not modify the length of the cable supplied with the interface, it may affect to the correct operation of the interface

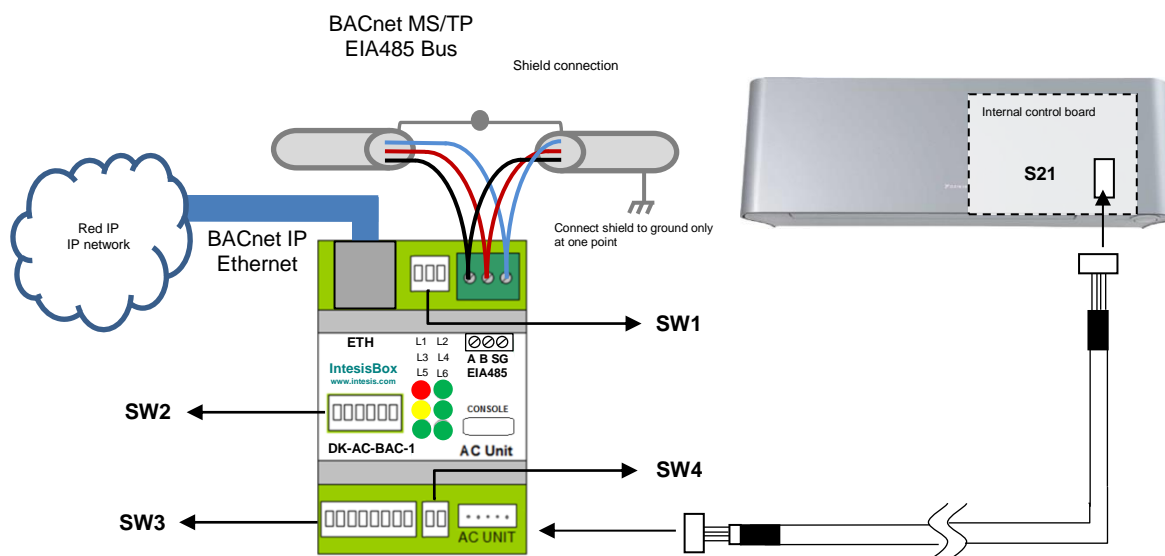


Figure 2.2 Connection diagram

Please, check the configuration for the AC unit to ensure proper control of the AC unit according to its specifications. Use **SW4** and **SW3** for that purpose.

#### SW3 - Celsius/Fahrenheit selection

Binary value b <sub>5</sub> ...b <sub>4</sub>	Decimal value	Switches 1 2 3 4 5 6 7 8	Description
xxxx0xxx	0	x x x x ↓ x x x	Celsius degrees (default value)
xxxx1xxx	1	x x x x ↑ x x x	Fahrenheit degrees

#### SW4 – Fan/Vanes selection

Binary value b <sub>0</sub> ...b <sub>1</sub>	Decimal value	Switches 1 2	MAC address
0x	0	↓ x	Fan mode not available
1x	1	↑ x	Fan mode available
x0	0	x ↓	Horizontal vanes not available
x1	1	x ↑	Horizontal vanes available

**⚠ Important:** Remember that switch changes only apply after an IntesisBox power cycle

## 6.2 Connect to BACnet MS/TP

Connect the EIA485 bus wires to the plug-in terminal block (EIA485) of DK-AC-BAC-1; respect the polarity on this connection (A+ and B-).

Connect the ground signal to the plug-in terminal block (SG).

Respect the maximum distance of 1.200 meters for the bus, no loop or star topologies are allowed for EIA485 bus.

Remember that a terminator resistor of 120 Ω must be present at each end of the bus to avoid signal reflections and also a polarization mechanism. Please, use switch **SW1** in order to configure these parameters.

Binary value b <sub>2</sub> ...b <sub>0</sub>	Decimal value	Switches 1 2 3	Description
0xx	0	↓ x x	EIA485 bus without termination resistor. The gateway is not at one end of the EIA485 bus (default value)
1xx	1	↑ x x	120 Ω termination resistor active. The gateway is at one end of the EIA485 bus
x00	0	x ↓ ↓	No bus polarization
x11	3	x ↑ ↑	Bus polarization active

Please, check as well configuration on **SW2** and **SW3** before connecting to BACnet MS/TP.

### 6.2.1 MS/TP MAC address switch configuration

MAC address can be configured using **SW2** DIP-Switch

Binary value b <sub>0</sub> ...b <sub>7</sub>	Decimal value	Switches 1 2 3 4 5 6 7 8	MAC address
0000000x	0	↓ ↓ ↓ ↓ ↓ ↓ ↓ x	0
1000000x	1	↑ ↓ ↓ ↓ ↓ ↓ ↓ x	1
0100000x	2	↓ ↑ ↓ ↓ ↓ ↓ ↓ x	2
1100000x	3	↑ ↑ ↓ ↓ ↓ ↓ ↓ x	3
....	....	....	...
1011111x	125	↑ ↓ ↑ ↑ ↑ ↑ ↑ x	125
0111111x	126	↓ ↑ ↑ ↑ ↑ ↑ ↑ x	126
1111111x	127	↑ ↑ ↑ ↑ ↑ ↑ ↑ x	127

The MAC address selected may affect on the Device Instance. If the “Auto Device Instance” is used, keep in mind that the Device Instance will be build using the “Device Instance Base” + the address selected in SWP2 P1-P7. Please, check section 7.4 for more information.

### 6.2.2 MS/TP activation and baudrate

Select the right baudrate for BACnet MS/TP communication using switch **SW3**.

Binary value b <sub>5</sub> ...b <sub>4</sub>	Decimal value	Switches 1 2 3 4 5 6 7 8	Description
0xxxxxxx	0	↓ x x x x x x x	BACnet MS/TP active (default value)
1xxxxxxx	1	↑ x x x x x x x	BACnet IP active
x00xxxxx	0	x ↓ ↓ ↓ x x x x	Autobaudrate (default value) *
x100xxxx	1	x ↑ ↓ ↓ x x x x	9600 bps
x010xxxx	2	x ↓ ↑ ↓ x x x x	192000 bps
x110xxxx	3	x ↑ ↑ ↓ x x x x	38400 bps
x001xxxx	4	x ↓ ↓ ↑ x x x x	57600 bps
x101xxxx	5	x ↑ ↓ ↑ x x x x	76800 bps
x011xxxx	6	x ↓ ↑ ↑ x x x x	115200 bps
x111xxxx	7	x ↑ ↑ ↑ x x x x	Autobaudrate *
xxxx0xxx	0	x x x x ↓ x x x	Celsius degrees (default value)
xxxx1xxx	1	x x x x ↑ x x x	Fahrenheit degrees

**⚠ Important:** Remember that switch changes only apply after an IntesisBox power cycle

\* Note: If Autobaudrate is selected, the DK-AC-BAC-1 will look for another BACnet MS/TP device with a fixed baudrate in order to match this value. Once detected, the baudrate will not be modified until a device reset is produced.



### 6.3 Connect to BACnet IP

Connect the RJ45 connector to the Ethernet connection (ETH) of DK-AC-BAC-1.

Respect same recommendations as per any other Ethernet communication network.

Remember to activate the IP interface through the **SW3** switch.

Binary value b <sub>5</sub> ...b <sub>4</sub>	Decimal value	Switches								Description	
		1	2	3	4	5	6	7	8		
0xxxxxxx	0	↓	x	x	x	x	x	x	x	x	BACnet MS/TP active (default value)
1xxxxxxx	1	↑	x	x	x	x	x	x	x	x	BACnet IP active

By default, the DK-AC-BAC-1 comes with a static IP address: **192.168.100.246**.

In order to change it, please use the configuration tool and select either DHCP or another static IP (recommended) that suits your integration project requirements. Check section 7.4 for more information.

#### 6.3.1 BACnet Device Instance

If the “Auto Device Instance” is used, keep in mind that the Device Instance will be build using the “Device Instance Base” + the address selected in SWP2 P1-P7.

Binary value b <sub>0</sub> ...b <sub>7</sub>	Decimal value	Switches								MAC address
		1	2	3	4	5	6	7	8	
0000000x	0	↓	↓	↓	↓	↓	↓	↓	x	0
1000000x	1	↑	↓	↓	↓	↓	↓	↓	x	1
0100000x	2	↓	↑	↓	↓	↓	↓	↓	x	2
1100000x	3	↑	↑	↓	↓	↓	↓	↓	x	3
....	....	....								...
1011111x	125	↑	↓	↑	↑	↑	↑	↑	x	125
0111111x	126	↓	↑	↑	↑	↑	↑	↑	x	126
1111111x	127	↑	↑	↑	↑	↑	↑	↑	x	127

**⚠ Important:** Remember that switch changes only apply after an IntesisBox power cycle

## 7 Set-up process and troubleshooting

### 7.1 Pre-requisites

In a BACnet MS/TP integration, it is necessary to have the BACnet MS/TP Master device operative and well connected to the BACnet MS/TP port of the DK-AC-BAC-1.

In a BACnet IP integration, it is necessary to have the BACnet IP client operative and well connected to the IP network and the DK-AC-BAC-1 connected to this same IP network through the ETH port.

Items supplied by Intesis Software for this integration are:

- IntesisBox DK-AC-BAC-1 interface with Daikin AC external protocol firmware loaded.
- Specific connection cable to connect Daikin AC unit with DK-AC-BAC-1 gateway.
- MiniUSB cable for console communication.
- Product documentation.

### 7.2 Physical checking

First point to look at to make sure that gateway is working properly is to check physical connections:

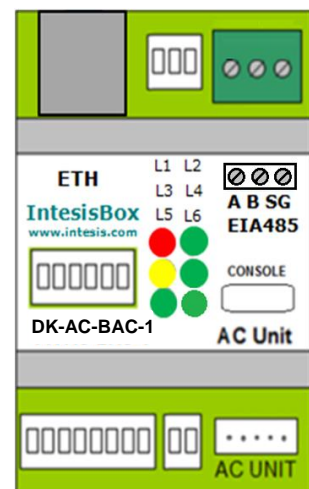
- 1.- Make sure that the supplied cable is correctly connected between the AC unit and the gateway. DK-AC-BAC-1 needs to be connected to the AC unit or externally powered before start the device configuration. Contact Intesis if you need to power your device without connecting it to the AC unit.
- 2.- Check that the AC unit is connected to mains.
- 3.- If using BACnet MS/TP, check the EIA485 connection from the gateway to the BACnet MS/TP. Remember to verify polarity and terminal resistors configuration. If using BACnet IP, check the IP network connections.

### 7.3 LED status

On start up, all leds blink once and then turn off. After that, depending on the type of connection (MS/TP or IP) and the processes carried out, LED status may change.

Please, check the table below for more information:

LED	Status	Description
L1 (red)	ON Steady	AC communication error
	Blinking	AC error
	Off	No errors present
L5 (green)	ON Steady	BACnet MS/TP link
	Blinking	Activity on the BACnet MS/TP bus
L6 (green)	ON Steady	Ethernet link
	Blinking	Activity on BACnet IP
L1+L4+L5	Blinking	Device in Bootloader mode
All	Blinking	Fatal Error
All	On Steady 1 sec	On start up (for testing purposes)



## 7.4 Occupancy

Each indoor unit has its own occupancy signal. Remember that this signals needs to be feed by an external sensor which indicates if there is presense or not (occupancy). This signal is processed directly in the DK-AC-BAC-1.

When occupancy mode is active, according to current room temperature it will set the mode, setpoint and on/off, for example:

- Room Temperature > OCS: Setpoint = OCS, Mode = Cool, On/Off = On
- Room Temperature < OHS: Setpoint = OHS, Mode = Heat, On/Off = On
- OCS < Room Temperature > OHS: Setpoint = OCS/OHS depending on current mode (if Fan or Dry mode is active => no setpoint is sent), On/Off = On


When unoccupancy mode is active, according to current room temperature it will set the mode, setpoint and on/off, for example:

- Room Temperature > UCS: Setpoint = UCS, Mode = Cool, On/Off = On
- Room Temperature < UHS: Setpoint = UHS, Mode = Heat, On/Off = On
- UCS < Room Temperature > UHS: Setpoint = UCS/UHS depending on current mode (if Fan or Dry mode is active => no setpoint is sent), On/Off = On (if Unoccupancy Deadband Action is = 1)

These checks will be done each time the indoor unit occupancy status is changed, and if **check continuously** checkbox is checked, also each time the room temperature changes.

The configuration set on the occupany signals is applied from the very first moment the occupancy signal is enabled until the user changes the setpoint, mode or the On/Off signal, which disables occupancy functionality.

The minimum difference between Cool and Heat SetPoints must be 2°C/4°F.



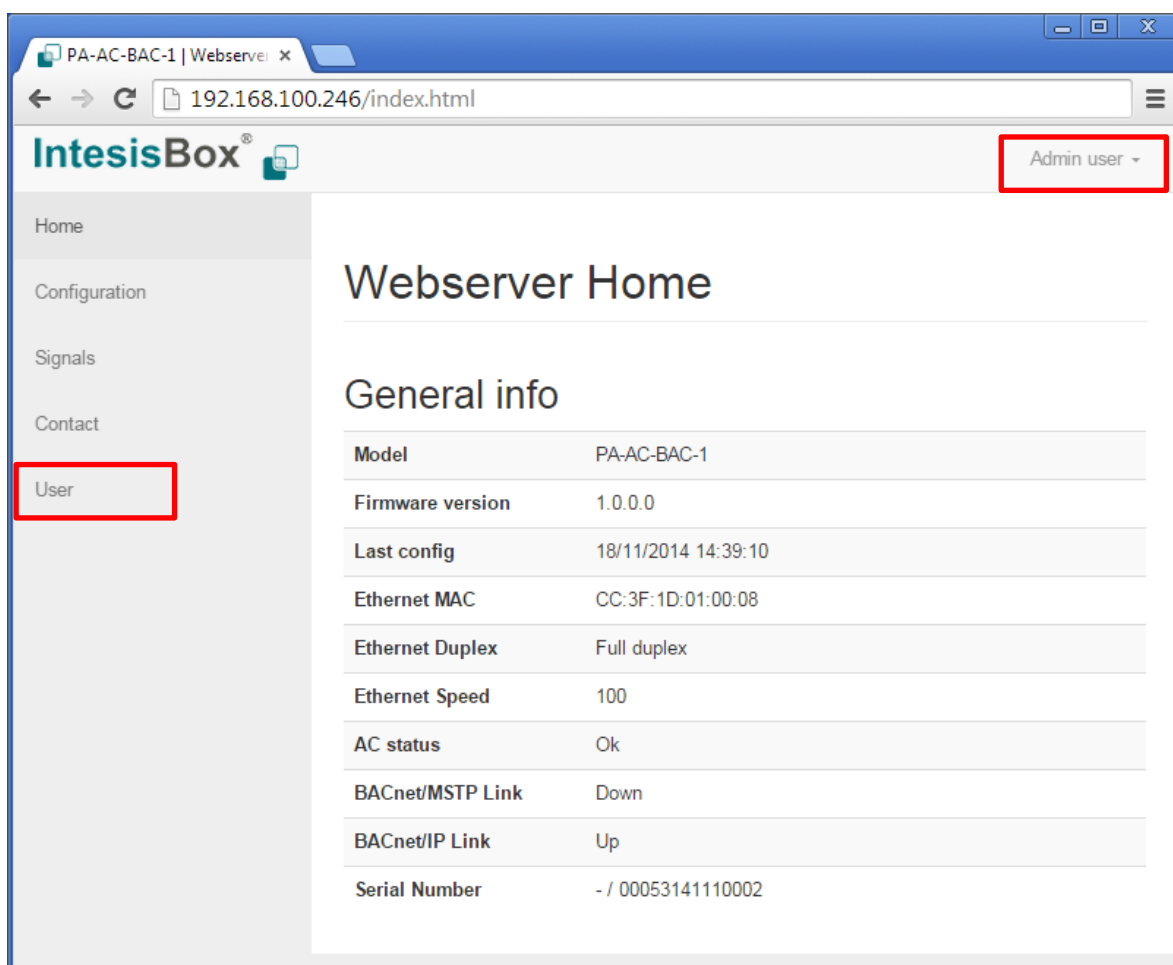
## 7.5 Configuration tool

In order to check the status of the device, signals values and general configuration, the DK-AC-BAC-1 includes a configuration tool. This tool is accessible only through the Ethernet port, so keep in mind that you need to switch **SW3 P1 'ON'**.

By default the device comes with a static IP, so please check that you are in the same network domain in order to connect. The default IP is: **192.168.100.246**.

### 7.5.1 Home

Once you reach the page, remember to login with your user and password. To access the login site, click on “User” or use the drop down menu on the top right corner for user selection.



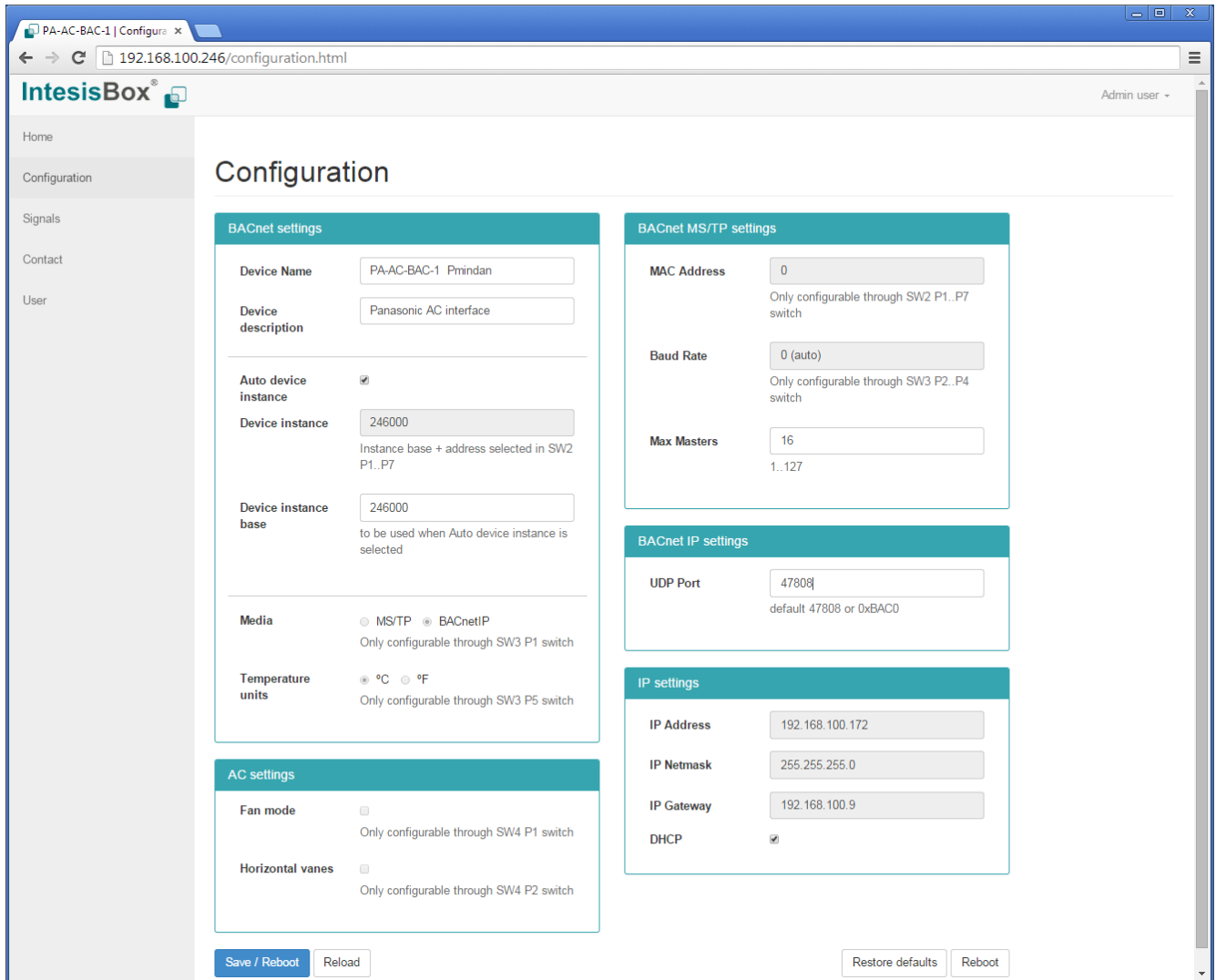
There are two access levels: **admin** and **operator**. The default password value for each user is **admin** → admin and **operator** → operator.

Admin has total control on the device configuration and it can control the AC unit from the web app itself. On the contrary, operator can only read information from the current configuration and can operate the AC. Priority used when using the operator mode is always set to 8.

**IMPORTANT:** Once configuration is done, we recommend changing the passwords to ensure access control on the gateway.

### 7.5.2 Configuration

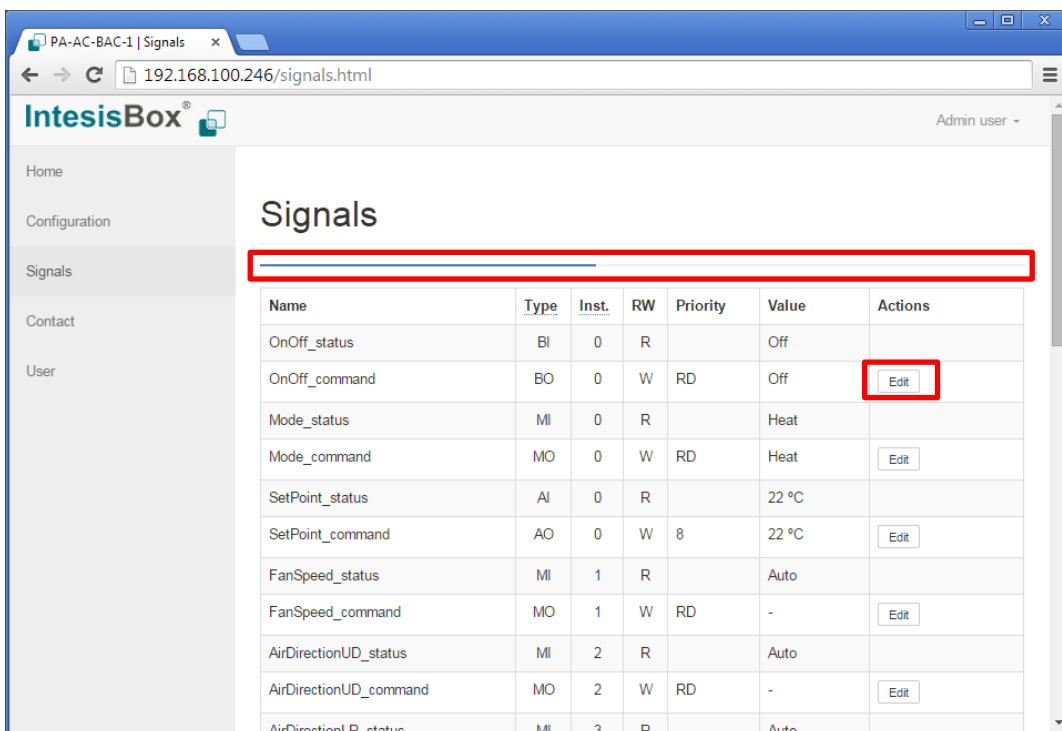
On the configuration section, general **BACnet settings**, specific **BACnet MS/TP** and **BACnetIP settings**, **IP settings** and **AC settings** can be configured. Each type of parameter is grouped in different blocks.



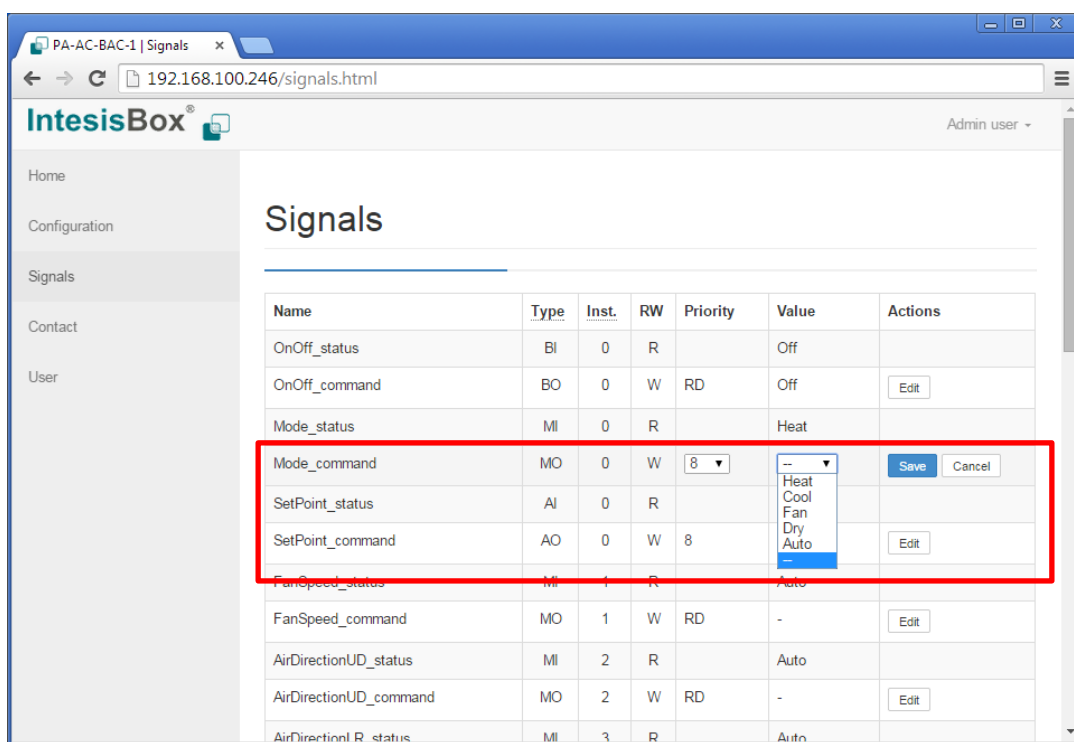
### 7.5.3 Signals

On this section a complete list of the available BACnet objects, their **type**, **Object Instance**, **priority** and current **value** is shown. Clicking on the “**Edit**” button, users will be able to command the system having feedback from both BACnet and AC system.

It also allows continuous monitoring of the current status of the variables. The refresh time for the AC information is shown using a progression bar in the top and the bottom of the signals list.



When you click on “Edit”, you will have the change of introducing a new **value** to be applied and also the **priority**.



**NOTE:** If you want to relinquish the selected priority, please use the '--' command.

## 8 AC Unit Types compatibility

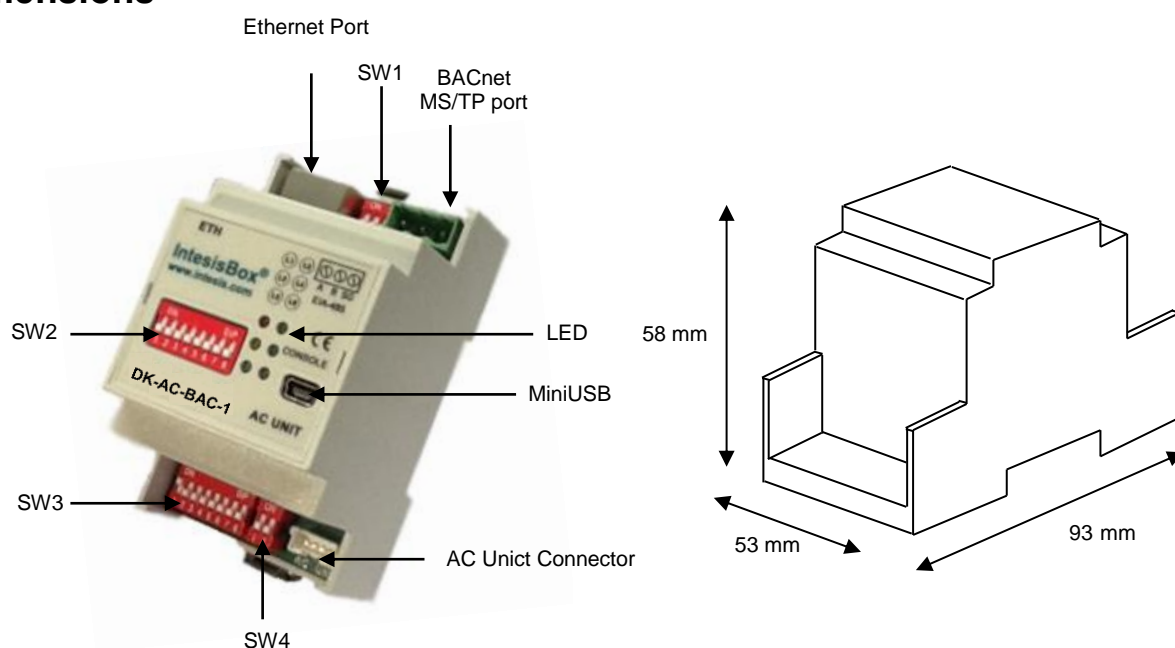
Please, check compatibility list at to know which Daikin units are compatible with our gateway.

[http://www.intesis.com/pdf/IntesisBox\\_DK-AC-xxx-1\\_AC\\_Compatibility.pdf](http://www.intesis.com/pdf/IntesisBox_DK-AC-xxx-1_AC_Compatibility.pdf)

## 9 Mechanical & electrical characteristics

<b>Enclosure</b>	Plastic, type PC (UL 94 V-0). Dimensions: 93mm x 53mm x 58mm. Weight: 85 g
<b>Color</b>	Light Grey. RAL 7035.
<b>Terminal wiring (for power supply and low-voltage signals)</b>	Per terminal: solid wires or stranded wires (twisted or with ferrule) 1 core: 0.5 ... 2.5mm <sup>2</sup> 2 cores: 0.5 ... 1.5mm <sup>2</sup> 3 cores: not permitted
<b>Console Port</b>	Mini USB port for console usage
<b>Mounting</b>	Wall. DIN rail EN60715 TH35.
<b>BACnet MS/TP port</b>	1 x EIA485 Plug-in screw terminal block (2 poles + GND)
<b>BACnet IP port</b>	1 x Ethernet 100BT RJ45.
<b>LED indicators</b>	6 x Gateway/Communication status
<b>Operational temperature</b>	0°C to +40°C
<b>Operational humidity</b>	5% to 95%, non-condensing
<b>Isolation Voltage</b>	4000 VDC (between AC unit and EIA-485) 1000 VDC (between AC unit and USB)
<b>Protection</b>	IP20 (IEC60529).
<b>RoHS conformity</b>	Compliant with RoHS directive (2002/95/CE).
<b>Certifications</b>	CE conformity to EMC directive (2004/108/EC) and Low-voltage directive (2006/95/EC) EN 61000-6-1 ;EN 61000-6-3; EN 60950-1; EN 50491-3  This device complies with part 15 of the FCC Rules. Operation is subject to the following two conditions: 1) This device may not cause harmful interference 2) This device must accept any interference received, including interference that may cause undesired operation.

## 10 Dimensions



## 11 Error codes

Below you can find a list of error codes from Daikin air conditioning system.

Error Code	Error CodeM	Error in Remote Controller	Error Category	Error Description	
-1	ComError	N/A	Indoor Unit	Communication Error between AC unit and DK-AC-BAC-1	
17	A0	A0		External protection devices activated	
18	A1	A1		Indoor unit PCB assembly failure	
19	A2	A2		Interlock error for fan	
20	A3	A3		Drain level system error	
21	A4	A4		Temperature of heat exchanger (1) error	
22	A5	A5		Temperature of heat exchanger (2) error	
23	A6	A6		Fan motor locked, overload, over current	
24	A7	A7		Swing flap motor error	
25	A8	A8		Overcurrent of AC input	
26	A9	A9		Electronic expansion valve drive error	
27	AA	AA		Heater overheat	
28	AH	AH		Dust collector error / No-maintenance filter error	
30	AJ	AJ		Capacity setting error (indoor)	
31	AE	AE		Shortage of water supply	
32	AF	AF		Malfunctions of a humidifier system (water leaking)	
33	C0	C0		Malfunctions in a sensor system	
36	C3	C3		Sensor system of drain water error	
37	C4	C4		Heat exchanger (1) (Liquid pipe) thermistor system error	
38	C5	C5		Heat exchanger (1) (Gas pipe) thermistor system error	
39	C6	C6		Sensor system error of fan motor locked, overload	
40	C7	C7		Sensor system of swing flap motor error	
41	C8	C8		Sensor system of over-current of AC input	
42	C9	C9		Suction air thermistor error	
43	CA	CA		Discharge air thermistor system error	
44	CH	CH		Contamination sensor error	
45	CC	CC		Humidity sensor error	
46	CJ	CJ		Remote control thermistor error	
47	CE	CE		Radiation sensor error	
48	CF	CF		High pressure switch sensor	
49	E0	E0		Outdoor Unit	Protection devices activated
50	E1	E1			Outdoor unit PCB assembly failure
52	E3	E3			High pressure switch (HPS) activated
53	E4	E4			Low pressure switch (LPS) activated
54	E5	E5			Overload of inverter compressor motor
55	E6	E6			Over current of STD compressor motor
56	E7	E7			Overload of fan motor / Over current of fan motor
57	E8	E8			Over current of AC input
58	E9	E9			Electronic expansion valve drive error
59	EA	EA			Four-way valve error
60	EH	EH			Pump motor over current
61	EC	EC			Water temperature abnormal
62	EJ	EJ			(Site installed) Protection device activated



63	EE	EE
64	EF	EF
65	H0	H0
66	H1	H1
67	H2	H2
68	H3	H3
69	H4	H4
70	H5	H5
71	H6	H6
72	H7	H7
73	H8	H8
74	H9	H9
75	HA	HA
76	HH	HH
77	HC	HC
79	HE	HE
80	HF	HF
81	F0	F0
82	F1	F1
83	F2	F2
84	F3	F3
87	F6	F6
91	FA	FA
92	FH	FH
93	FC	FC
95	FE	FE
96	FF	FF
97	J0	J0
98	J1	J1
99	J2	J2
100	J3	J3
101	J4	J4
102	J5	J5
103	J6	J6
104	J7	J7
105	J8	J8
106	J9	J9
107	JA	JA
108	JH	JH
109	JC	JC
111	JE	JE
112	JF	JF
113	L0	L0
116	L3	L3
117	L4	L4
118	L5	L5
119	L6	L6
120	L7	L7

Malfunctions in a drain water
Ice thermal storage unit error
Malfunctions in a sensor system
Air temperature thermistor error
Sensor system of power supply error
High Pressure switch is faulty
Low pressure switch is faulty
Compressor motor overload sensor is abnormal
Compressor motor over current sensor is abnormal
Overload or over current sensor of fan motor is abnormal
Sensor system of over-current of AC input
Outdoor air thermistor system error
Discharge air thermistor system error
Pump motor sensor system of over current is abnormal
Water temperature sensor system error
Sensor system of drain water is abnormal
Ice thermal storage unit error (alarm)
No.1 and No.2 common protection device operates.
No.1 protection device operates.
No.2 protection device operates
Discharge pipe temperature is abnormal
Temperature of heat exchanger(1) abnormal
Discharge pressure abnormal
Oil temperature is abnormally high
Suction pressure abnormal
Oil pressure abnormal
Oil level abnormal
Sensor system error of refrigerant temperature
Pressure sensor error
Current sensor error
Discharge pipe thermistor system error
Low pressure equivalent saturated temperature sensor system error
Suction pipe thermistor system error
Heat exchanger(1) thermistor system error
Heat exchanger(2) thermistor system error
Oil equalizer pipe or liquid pipe thermistor system error
Double tube heat exchanger outlet or gas pipe thermistor system error
Discharge pipe pressure sensor error
Oil temperature sensor error
Suction pipe pressure sensor error
Oil pressure sensor error
Oil level sensor error
Inverter system error
Temperature rise in a switch box
Radiation fin (power transistor) temperature is too high
Compressor motor grounded or short circuit, inverter PCB fault
Compressor motor grounded or short circuit, inverter PCB fault
Over current of all inputs

121	L8	L8		Compressor over current, compressor motor wire cut	
122	L9	L9		Stall prevention error (start-up error) Compressor locked, etc.	
123	LA	LA		Power transistor error	
125	LC	LC		Communication error between inverter and outdoor control unit	
129	P0	P0		Shortage of refrigerant (thermal storage unit)	
130	P1	P1		Power voltage imbalance, open phase	
132	P3	P3		Sensor error of temperature rise in a switch box	
133	P4	P4		Radiation fin temperature sensor error	
134	P5	P5		DC current sensor system error	
135	P6	P6		AC or DC output current sensor system error	
136	P7	P7		Total input current sensor error	
142	PJ	PJ		Capacity setting error (outdoor)	
145	U0	U0		System	Low pressure drop due to insufficient refrigerant or electronic expansion valve error, etc.
146	U1	U1			Reverse phase, Open phase
147	U2	U2			Power voltage failure / Instantaneous power failure
148	U3	U3			Failure to carry out check operation, transmission error
149	U4	U4			Communication error between indoor unit and outdoor unit, communication error between outdoor unit and BS unit
150	U5	U5	Communication error between remote control and indoor unit / Remote control board failure or setting error for remote control		
151	U6	U6	Communication error between indoor units		
152	U7	U7	Communication error between outdoor units / Communication error between outdoor unit and ice thermal storage unit		
153	U8	U8	Communication error between main and sub remote controllers (sub remote control error) / Combination error of other indoor unit / remote control in the same system (model)		
154	U9	U9	Communication error between other indoor unit and outdoor unit in the same system / Communication error between other BS unit and indoor/outdoor unit		
155	UA	UA	Combination error of indoor/BS/outdoor unit (model, quantity, etc.), setting error of spare parts PCB when replaced		
156	UH	UH	Improper connection of transmission wiring between outdoor and outdoor unit outside control adaptor		
157	UC	UC	Centralized address duplicated		
158	UJ	UJ	Attached equipment transmission error		
159	UE	UE	Communication error between indoor unit and centralized control device		
160	UF	UF	Failure to carry out check operation Indoor-outdoor, outdoor-outdoor communication error, etc.		
209	60	60	Others		All system error
210	61	61		PC board error	
211	62	62		Ozone density abnormal	
212	63	63		Contamination sensor error	
213	64	64		Indoor air thermistor system error	
214	65	65		Outdoor air thermistor system error	
217	68	68		HVU error (Ventiair dust-collecting unit)	
219	6A	6A		Dumper system error	
220	6H	6H		Door switch error	
221	6C	6C		Replace the humidity element	
222	6J	6J		Replace the high efficiency filter	
223	6E	6E		Replace the deodorization catalyst	
224	6F	6F		Simplified remote controller error	
226	51	51		Fan motor of supply air over current or overload	
227	52	52		Fan motor of return air over current / Fan motor of return air overload	

228	53	53
229	54	54
241	40	40
242	41	41
243	42	42
244	43	43
245	44	44
258	31	31
259	32	32
260	33	33
261	34	34
262	35	35
263	36	36
267	3A	3A
268	3H	3H
269	3C	3C
339	M2	M2
345	M8	M8
347	MA	MA
349	MC	MC

Inverter system error (supply air side)
Inverter system error (return air side)
Humidifying valve error
Chilled water valve error
Hot water valve error
Heat exchanger of chilled water error
Heat exchanger of hot water error
The humidity sensor of return air sensor
Outdoor air humidity sensor error
Supply air temperature sensor error
Return air temperature sensor error
Outdoor air temperature sensor error
Remote controller temperature sensor error
Water leakage sensor 1 error
Water leakage sensor 2 error
Dew condensation error
Centralized remote controller PCB error
Communication error between centralized remote control devices
Centralized remote control devices inappropriate combination
Centralized remote controller address setting error

In case you detect an error code not listed, contact your nearest Daikin technical support service for more information on the error meaning.