

RAVPower

DELUXE SERIES

EXTERNAL BATTERY PACK

13000mAh



Model
RP-PB22

iSmart+

Thank you for purchasing RAVPower Deluxe 13000mAh external battery pack RP-PB22. Its compact design, sturdy construction, and high power capacity will bring you extraordinary, new charging experience!

Features:

- 13,000 mAh of portable juice for your smartphone and tablets
- Charge two devices simultaneously with max output of 4.5 A
- 2 x iSmart Ports automatically detect charging current and maximize charging speed
- New generation A+ cell with over 1,000 recharge cycle and no memory effect
- Built-in short-circuit and over-charge protection. Automatically turns OFF when device is fully charged

Specifications:

Model	RP-PB22
Input	DC 5V/2A
iSmart Output 1	USB 5V/1A-2.1A
iSmart Output 2	USB 5V/1A-2.4A
Dimensions	127 x 81 x 22 mm
Net Weight	306 g / 10.8 oz
Capacity	13000mAh/48.1Wh
Working Temperature	0°C ~45°C
Storage Temperature	-10°C ~45°C

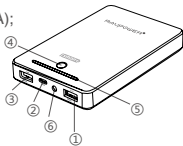
Package Includes:

- 1 * RAVPower RP-PB22 external battery pack
- 2 * USB to Micro-USB charging cables
- 1 * Travel pouch
- 1 * User manual

How to Use

1. Product Diagram

- ① iSmart Output1(5V / 2.1A);
- ② Input(5V / 2A);
- ③ iSmart Output2(5V / 2.4A);
- ④ Power button
- ⑤ Power LED
- ⑥ LED Flashlight**



** NOTE: Press and hold the power button will turn ON/OFF the LED flashlight

2. How to check the battery level

Press the power button to check the battery level. Number of LEDs indicates how much battery is left:

- 4 LED indicates battery level between 75% - 100%
- 3 LED indicates battery level between 50% - 75%
- 2 LED indicates battery level between 25% - 50%
- 1 LED indicates battery level less than 25%

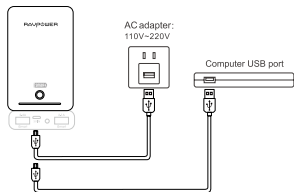
3. Charging the Power Bank

We recommend charging the power bank when the battery level is lower than 25%. The power bank can be charged by wall charger with USB output, computer USB port and USB car charger

1. Connect the micro-USB end of the charging cable to the RP-PB22 power bank.
2. Connect the USB end of the charging cable to any USB power source.
3. Charging will start automatically

The battery indicator will start blinking when the power bank is being charged, and become solid once fully charged.

Tips: If you need an AC adapter, RAVPOWER RP-UC07 USB charging station works well with this power bank.

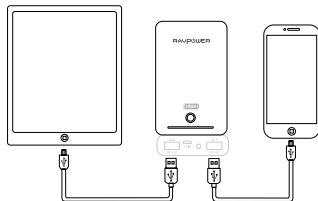


4. Charging Mobile Devices

The package of RP-PB22 includes one micro-USB charging cable for micro-USB compatible smartphones and devices. If you are using an Apple or other device, please use its original charging cable.

1. Connect the USB end of the charging cable to the power bank
2. Connect the other end of (your) charging cable to your device
3. The power bank will automatically detect your device and start charging

RP-PB22 will automatically stop charging and turn itself OFF when device is fully charged



5. FAQ

Q: Why is my power bank not charging?

A: Please check 1) whether the cable you are using is compatible for the device; 2) whether the cable connection is loose and make sure your power bank is not depleted

Q: How do I know the current and voltage of my device?

A: Your device instruction manual should have the current and voltage listed. If in doubt, please contact your device manufacturer

Q: Can I use the RP-PB22 to charge my iPad / iPad Mini / iPad Air?

A: Yes, you can. RP-PB22 comes with 2 smart charging ports which can automatically match the input current of your devices and maximize its charging speed.

6. Warranty

RP-PB22 is covered with one-year limited product warranty by RAVPower from date of its original purchase. RAVPower warranty only applies to RAVPower product purchased from our authorized retailers and distributors.

7. FCC Compliance

This device complies with Part 15 of the FCC Rules. Operation is subject to the following two conditions: (1) this device may not cause harmful interference, and (2) this device must accept any interference received, including interference that may cause undesired operation.

POWER YOUR LIFE

8. Contact

For enquiries and technical assistance, please contact us by email to support@ravpower.com with details. We will respond to your message within 24 hours. If you need urgent assistance, please call our office during business hours: 1-888-456-8468 (US)

RAVPOWER

North America

Website: www.ravpower.com

E-mail: support.ca@ravpower.com (Canada)
support@ravpower.com (United States)

Tel: 1-888-456-8468#3
(Monday – Friday: 9:00-17:00 PST)

Address: 2228Junction Ave, San Jose, CA95131

European Union

Website: www.ravpower.com

E-mail: support.uk@ravpower.com (United Kingdom)
support.de@ravpower.com (Germany)
support.fr@ravpower.com (France)
support.es@ravpower.com (Spain)
support.it@ravpower.com (Italy)

EU Importer: ZBT International Trading GmbH, Lederstr 21a,
22525 Hamburg, Deutschland

Asia Pacific

Website: www.ravpower.com

E-mail: support.jp@ravpower.com (Japan)

中国客服地址

网址 : www.ravpower.com.cn

电话 : 0755-23901796

地址 : 深圳市龙华新区梅坂大道民乐科技园 D 栋 1、2 楼



MADE IN CHINA