

Warranty & Conditions

Notice

Copyright © 2014 ATOMOS Global Pty Ltd (referred to as ATOMOS). All rights reserved. All information in this document is subject to change without notice. No part of the document may be reproduced or transmitted in any form, or by any means, electronic or mechanical, including photocopying or recording, without the express written permission of ATOMOS. A reference to ATOMOS includes its related entities, subsidiaries and parent company.

Trademarks

Ninja Star / ATOMOS are registered trademarks of ATOMOS Pty Ltd. Apple, the Apple logo, AppleShare, AppleTalk, FireWire, iPod, iPod Touch, Mac, and Macintosh are registered trademarks of Apple Inc. Final Cut Pro, QuickTime and the QuickTime Logo are trademarks of Apple Inc. All other trademarks are the property of their respective holders.

International Hardware Limited Warranty (1 Year Standard)

ATOMOS warrants that:

- the main product, not including the IPS screen, or any external accessories, will be free from defects in materials and workmanship for a period of 1 year from the date of purchase; or 3 years upon completion of product registration at www.atomos.com
- the TFT/LCD, batteries, battery charger, HDD/SSD docking station, case and master caddies will be free from defects in materials and workmanship for a period of 1 year from the date of purchase regardless of registration.

This warranty is exclusively for the benefit of the original purchaser and is not assignable or transferable.

If during the warranty period the product is shown to be defective ATOMOS may at its option: a) replace the goods or supply equivalent ones, b) repair the goods, c) pay the cost of replacing the goods or of acquiring equivalent ones and d) paying the cost of having the goods repaired; The customer must notify ATOMOS of any defect in the goods in writing prior to the expiry of the warranty periods set out above. The customer will be solely responsible for returning the goods to ATOMOS or its authorized distributor. Upon acceptance of a warranty claim by ATOMOS, where ATOMOS repairs or replaces the goods, it will be responsible for reasonable shipping costs incurred in sending the goods to the Customer, provided that customer is located in a country in which ATOMOS has an authorized distributor or repair centre or agent.

Warranty Exclusions

This warranty applies only to defects in workmanship and does not cover defects caused by:

- A failure to comply with the then current operating instructions issued by ATOMOS;
- Neglect;
- Improper or negligent acts or omissions;
- Unauthorised repairs or attempted repairs;
- Tampering with or modification of the goods;
- Connection to incompatible equipment or power sources;
- Exposure to water or weather;
- Exposure to magnetic fields or corrosive liquids or substances;
- Normal wearing of painted surfaces;

EXCEPT AS STATED IN THIS WARRANTY, ATOMOS, ITS VENDORS, AGENTS, RESELLERS AND DISTRIBUTORS DISCLAIM IN THEIR ENTIRETY ALL OTHER WARRANTIES, EXPRESS OR IMPLIED, INCLUDING WITHOUT LIMITATION ALL WARRANTIES OF MERCHANTABILITY OR FITNESS FOR A PARTICULAR PURPOSE. THE REMEDIES OUTLINED IN THIS WARRANTY ARE THE EXCLUSIVE REMEDY A CUSTOMER HAS ARISING FROM DEFECTIVE GOODS WHICH ARE SUBJECT TO THE WARRANTY.

ATOMOS DOES NOT WARRANT THAT THE GOODS WILL OPERATE IN A MANNER WHICH IS ERROR FREE, OR UNINTERRUPTED. THE GOODS ARE NOT INTENDED TO BE THE PRIMARY OR ONLY DATA STORAGE DEVICE FOR DATA - CUSTOMERS ARE SOLELY RESPONSIBLE FOR BACK UP AND PROTECTION OF DATA.

Software License Agreement

IMPORTANT, PLEASE READ CAREFULLY. THIS IS A LICENSE AGREEMENT.

This ATOMOS software, related documentation, any included sample images and other files (the "Software"), is protected by copyright laws and international copyright treaties, as well as other intellectual property laws and treaties. The Software is licensed, not sold.

This End User License Agreement ("EULA") is a legal agreement between you (either an individual or a single entity) and ATOMOS with regard to the copyrighted Software provided with this EULA. Use of the Software provided to you by ATOMOS in whatever form or media, will constitute your acceptance of these terms, unless separate terms are provided by the software supplier, in which case certain additional or different terms may apply. If you do not agree with the terms of this EULA, do not download, install copy or use the Software. By installing, copying or otherwise using the Software, you agree to be bound to the terms of this EULA. If you do not agree to the terms of this EULA, ATOMOS is unwilling to license the Software to you.

- Eligible licensees. This Software is available for license solely to purchasers of the ATOMOS Ninja Star, who have purchased a unit manufactured by ATOMOS Ninja Star and purchased through an ATOMOS authorized reseller, with no right of duplication or further distribution, licensing or sub-licensing.
- License Grant. ATOMOS grants you a personal, non-transferable and non-exclusive right to use the copy of the Software provided with this EULA. You agree that you will not copy the Software except as necessary to use it with the ATOMOS Ninja Star. You agree that you may not copy the written materials accompanying the Software. Modifying, reverse engineering, translating, renting, copying, transferring or assigning all or part of the Software or any rights granted hereunder, to any other persons or reverse engineering the hardware on which the Software runs, is strictly prohibited. The software is license, not sold. You acknowledge that no title to intellectual property in the Software is transferable to you. You further acknowledge that title and full ownership rights to the Software will remain the exclusive property of ATOMOS and/or its suppliers, and you will not acquire any rights to the Software, except as expressly set forth above. All copies of the software will contain the same proprietary notices as contained in or on the Software. All title and copyrights in and to the Software (including but not limited to any images, animations, video, audio, text incorporated), the accompanying printed materials, and any copies of the Software are owned by ATOMOS or its suppliers.
- Reverse engineering. You agree that you will not attempt, and if you are a corporation, you will use your best efforts to prevent your employees and contractors from attempting to reverse compile, derive circuits, modify, translate or disassemble the Software and/or the ATOMOS Ninja Star in whole or in part. Any failure to comply with the above or any other terms and conditions contained herein will result in the automatic termination of this license and the reversion of the rights granted hereunder by ATOMOS.

ATOMOS reserves the right to terminate this license without prejudice to any additional recourse ATOMOS may have against you if you violate any of its terms and conditions.



DOWNLOAD THE NINJA STAR USER MANUAL

www.atomos.com/support



EXTENDED 3 YR WARRANTY

Register now to extend your warranty for **3 year** from date of purchase.

www.atomos.com/registration

Checklist

Ninja Star

1 x 2-Cell Battery

NP-570 compatible 2600mAh

Single Battery Charger

+ Power supply unit

Car Adapter for battery charger

Quickstart Guide

You will also need:

HDMI Cable/s

One end having a micro HDMI for connection to Ninja Star, and the other end having a plug suitable for your camera.

CFast 1.0 or Higher

80 MB/s write speed or higher.

For recommendations refer to:

→ www.atomos.com/support



Getting started:

Battery:

We recommend that you charge new batteries before using them.


To begin, connect battery to charger and commence charging. While charging, the red light will illuminate. When the red light turns green, the battery is 100% charged.

Format CFast Card:

The CFast card needs to be formatted before use. It can be formatted by inserting the card into the Ninja Star and holding down the Record and Play Button down together for 3 seconds.

For more detailed instructions and important up-to-date information regarding the Ninja Star please download the complete Ninja Star User Manual

www.atomos.com/support



Insert CFast Card.



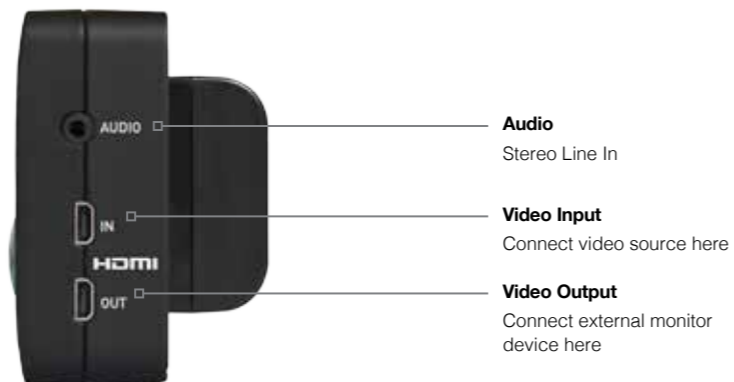
Hold down  +  Button together for 3 second.

Connect and power-up

Attach Battery:

Attach the supplied battery to the Ninja Star.

The battery can be removed by pushing the release button and sliding the battery out.



CAUTION: The Ninja Star is constructed from aluminium which acts as the unit's heat sink. In high or extreme temperatures / climates, the metal chassis may feel slightly warm / hot to touch. This is completely normal and does not in any way effect the overall functionality of the Ninja Star.

User Interface

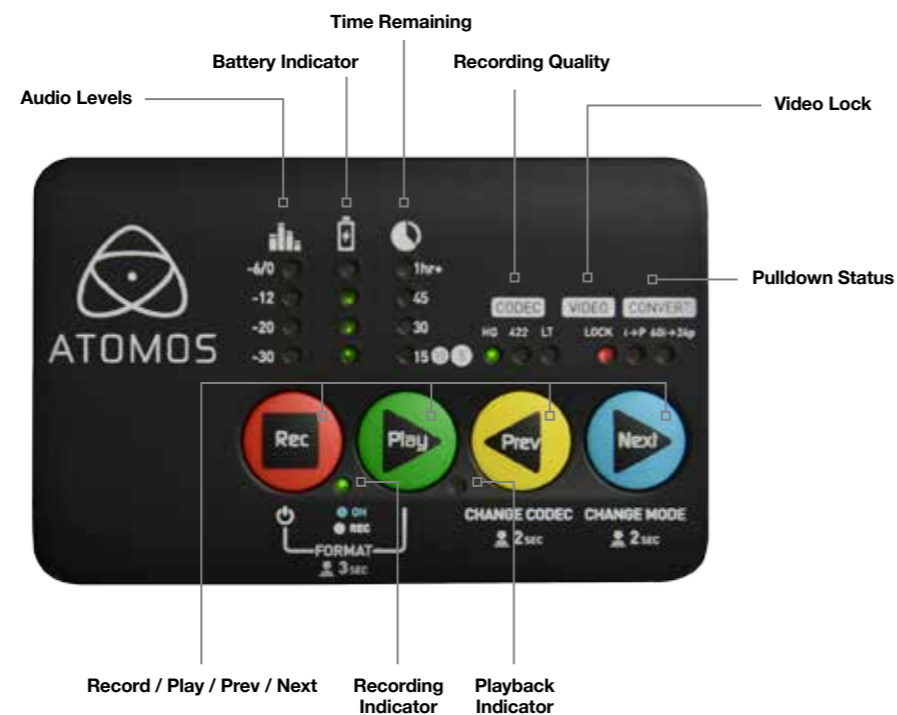
The Ninja Star is controlled by a simple user-friendly interface. Pictured right are the main controls seen when the Ninja Star is first powered up and there is a video input connection.

Note: HDMI TRIGGER + Timecode will be auto detected on the Ninja Star.

- Quality and Pulldown mode can be selected by holding the previous and next buttons for two seconds.

- The Record button can be used to start and stop the recordings.

- The LEDs indicate the status of battery levels, audio levels, time remaining on disk, as well as video options.



Recording



Indicator LED light turns red when recording



Record: Press to start/stop recording (requires video lock)

OR Auto Record Trigger: Supported on some Sony and Canon cameras



Play: Press to enter playback mode. Hold for 2 seconds to select audio channel levels between HDMI and Analogue.



Change Codec: Hold for 2 seconds to change Codec



Change mode: Hold for 2 seconds to change pulldown removal setting



Hold both **Prev + Next** for 2 seconds to Lock/Unlock the Ninja Star



Hold both **Rec + Play** for 3 seconds to format CFast Card

Record from:



Playback: One-touch review



Record: Press to return to capture mode



Play: Press to play/pause clip

When paused:

Frame by frame RWD / FWD

When playing:

Hold to Super RWD / Super FFWD
Click to skip to Previous / Next

Playback & Review on monitors:

Recorded footage can also be played from the Ninja Star's HDMI Out. This is ideal for large screen client viewing, feedback and editing on location.

