



THERAPEUTIC APPARATUS

CD-9

USER`S MANUAL



Thank you for purchasing our product——Haihua Quick -Effect Therapeutic Apparatus. In order to make it into full play , we recommend you to read this manual carefully and completely.

Content

| | |
|-------------------------|------|
| Function & effect | (2) |
| Name of each part | (4) |
| Preparation for therapy | (5) |
| Operation of treatment | (6) |
| Cautions | (8) |
| Common Trouble shooting | (11) |
| Attached accessories | (12) |
| Technical data | (13) |
| Additional directions | (14) |

Function & Effect

CD-9 typ Haihua Quick –Effect Therapy Apparatus is a CD Series renewed product. It is a new kind of physiatric apparatus with its synthetic function of magnetic electricity in Combination of the science of internal organs and jingluo in the traditional Chinese medicine and the modern electronics. It accumulates the advantages of the physiotherapy instrument nationally and abroad. Taking the magnetic and electrical treatment, acupuncture, cupping and massage etc, The patients will get a synthetic therapy integration while electrodes touch their acupuncture points. “Quick Effectt” is its outstanding characteristic, that is, quick treatment (one treatment takes only dozens of seconds up to a few minutes).

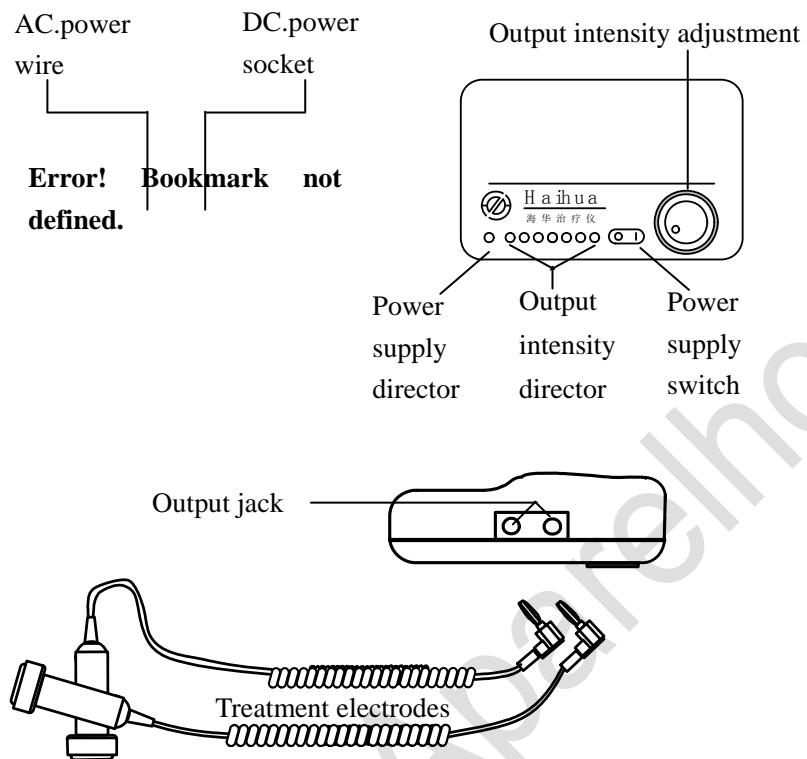
After the apparatus being used on thousands of patients in hospital at home and abroad treating application to over a hundred diseases shows: general chronic diseases will get an obvious effect after one or two treatment courses, even some diseases may have been cured by one to two treatments.It is good for the symptoms of : cold, hypertension, heart disease, diabetes, tracheitis, nephritis, enteritis, gastritis, arthritis, cervical verte-

bra syndrome, humeral peri-arthritis, prolapse of lumb-ar intervertebral discs, appendicitis, stiffness, prostatitis, urticaria, Indigestion , enuresis, irregular menses,dysmenorrhoea, pelvic infection, insomnia, facial paralysis,hemiparalysis, headache, near-sightedness, rhinitis, toothache, neuralgia. etc.

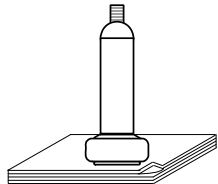
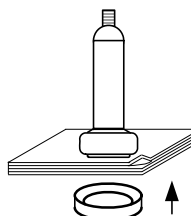
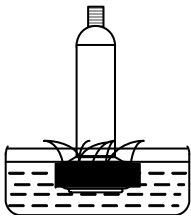
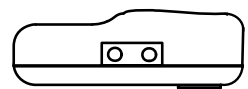
The product is portable, easy to operate, electricity-saving without limitation of surrounding conditions . It is applicable to all the diseases suitable for the acupuncture of the traditional Chinese medicine. Without skin harming, nor cross infection is the obvious advantage. It is a rare family treatment necessity and the best family health protection apparatus.

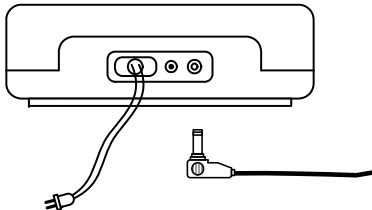
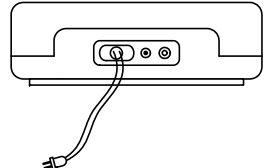
Name of part

※ Before using the apparatus, be sure of knowing the actual function of each part, so as to obtain proper operation of the apparatus with its best efficacy.



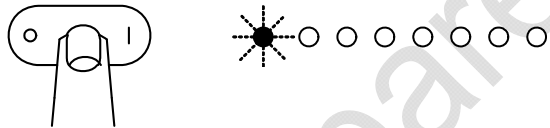
Preparation for Therapy

| | |
|--|---|
|  |  |
| <p>1、 Bind up the ends of the electrodes with 3 layers of gauze .</p> | <p>2、 Lockup it with the trap.</p> |
|  |  |
| <p>3、 Soak both gauze ends of the electrodes in clean water simultaneously.</p> | <p>4、 Insert both plugs of the electrodes in the output socket on the right side.</p> |

| | |
|---|---|
|  |  |
| <p>5、 If choose DC. input 9v DC. mains by using this socket.</p> | <p>6、 If choose AC.power supply, Please input mains in AC Input Jack.</p> |

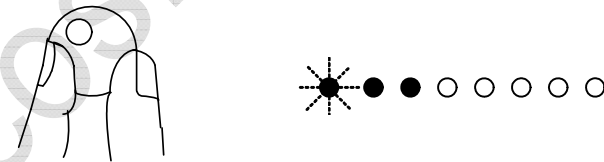
Operation of Teatment

1、 Press the switch of power to " I " position, the power indicator is on.

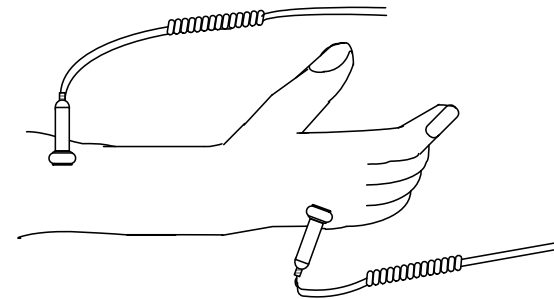


6

2、 Turn the knob of the output intensity clockwise, 1-2 output indicator lamps are on.



3、 According to the therapy manual or the illness suitable for acupuncture treatment, select the acupuncture points, put the therapy electrodes on the corresponding acupuncture points. Then the therapy is ready. In addition, put the therapy electrodes on ASHI acupuncture points, (that is Painful points)

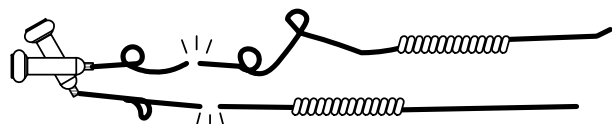


7

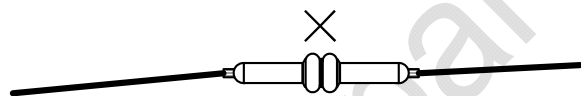
4、 The current strength and the time for treatment are determined by the patient's health condition and his endurance. Generally a feeling of a comfortable numbness is the best result.

Cautions

(1)Take good care of electrode's leads so as to avoid breaking.※After treatment, please move off gauze in case of electrodes rusted.



(2)When the power switch is turned on, do not contact one electrode with the other, or it likely damages the apparatus.



(3)Patients with cardiac pacemakers or internal metal accessories are forbidden to use the apparatus. It is warned that the side of treatment should avoid metal contact. Don't use the apparatus during a thunderstorm. Pay attention to the patients suffered from heart illness when offer to treat them. Either conform to doctor's advice or first take the two acupuncture points Nei Guan and Hong Men with 30 seconds each side , and then treat the other diseases. According to the doctor's advice, pregnant should use it carefully.

(4)When you use the apparatus, please obey doctor's instruction, If abnormal body reaction appears during the treatment, stop using it at once and listen to the doctor's advice.

(5)Take care of the leads of the electrodes. So as not to break them. pay special attention to the plugs of the electrodes leads. It's recommended to hold the plugs down wards to pull them out. Don't pull the leads.

(6)Avoid the electrodes falling to the ground and contacting overheat objects, so as not to remove (or weaken) the magnet of the electrodes.

(7)Please turn off the power when it is not used, Keep it away from rain and moisture.

(8)The user themselves, can't fix the internal parts of the apparatus. You should have it repaired by the specialized personnels.

※ Warning: The subsequency should be self-responsible, if non-specialized personnel disassembles it presumptuously.

(9)The following two phenomena do not belong to accidents:

△When the apparatus is turned on the output intensity indictor lamps 1-3-7 flash in a wink.

△When the apparatus is in a good working condition. The lamps of the output intensity sometimes go out for about 0.5 seconds. Then restore to its normality.

(10)Please don't lay the electrodes on the near of TV set, recorder, magnetic card or watch so as to avoid damaging above works.

Common trouble shooting

| Trouble | Check and solution |
|--|--|
| After pressing the switch, the power indicators give out no light. | <ul style="list-style-type: none"> ·Check whether the plug and the outlet of the power are well done. ·Check whether the power leads and the power socket of the machine are well contacted. ·Check whether the power switch is on(in the position of " I "). ·Check the power supply wire of apparatus if there is somewhere broken. |
| After turning the knob of the output intensity, the output indicator lamps1-7 give out no light. | <ul style="list-style-type: none"> ·Check whether the electrode plug and the output socket are well done. ·Check whether the electrode plug and the electrode lead are well connected. ·Check whether the gauze of the electrode has been soaked in clean water. |

| Trouble | Check and solution |
|--|--|
| Patients do not feel the happening of the output now and then. | ·Check whether the electrode has a short current of poor contact because of fold. |
| Although the power lamp is on,all the output indicator lamps or some of them give no light after turning on the output intensity knob. | ·Check whether the electrodes are connected one with the other. ·Atrouble inside the apparatus. |
| Please have it repaired by the qualified specialist personnel. | |

Attached Accessories

| Name | Quantity | Name | Quantity |
|----------------------|----------|--------|----------|
| Treatment electrodes | 1 pair | Manual | 1 book |
| Treatment guide | 1 book | | |
| | | | |

Technical Data

Power source: AC 220V ± 10% , 50Hz , DC 9V ,
 Abroad AC100~110V , 50/60Hz
 Power consumption: ~10W
 Output wave form: audio pulse wave
 Output frequency: 400-1600Hz(attachment)
 Output voltage: 0-70Vp-p, max < 100Vp-p
 Load resistance: 500 Ω
 Output power: 2.7W
 Overall dimensions: 178×136×55mm
 Net weight: 660 g
 Work temperature: 5~40°C
 Work moisture: ≤80%
 Magnetic field intensity: ≥0.1T-0.3T